

Tartarian buildings designed to be Power Stations to Raise the vibration of the Planetary Grid

Three of the most important and famous power structures in history, the White house in DC, the Versailles Castle in France, and the Dome of the Rock in Jerusalem, are aligned in an exact straight line. That line even aligns perfectly with the design of Versailles and its water canals.

On top of that, the distance between Versailles and the White House is 3333 nautical miles (99,7% accurate), and the distance between Versailles and the Dome of the Rock is 3333 kilometers (99,6%).

The energy in these Three key areas is especially important for the Planet. Versailles generates Energy for the grid that connects an Energetic Arc from the Stones in Jerusalem with the Versailles as the power hub in the center the White house in Washington D.C.

The Versailles powers up the connection of the three alchemical energetic connected structures, the limestone of the Jerusalem Rock acts as a conductor and creates Divine Alchemy with the energy in that area and the architecture of the White House in Washington D.C USA. All three of these structures is specific Tartarian design, which acts as energy hubs or stations on the surface for Goddess Light to Flow from higher planes into the New Atlantis hub in North America. The energy of the connected Tartarian structures then flows through the planetary grid towards all other connected Tartarian structures throughout the United States, which then activates all Tartarian structures and buildings across the planet. This Generates high power energy and needs to be activated once again.

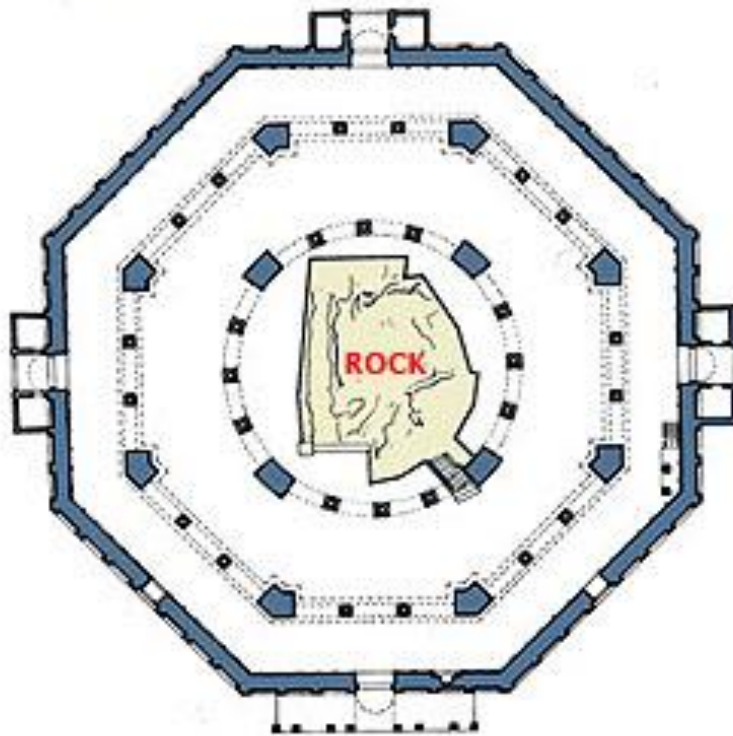
The Arc connection of the White House, the Versailles Palace and the Limestone in Jerusalem is key for the liberation of the planet, since it is also an energetic line that helps anchor Higher frequencies to the planetary grid. **Versailles is a giant energy hub.** The Opera House is specifically important as Tartarian Architects had a key focus for Sound Healing in the Purpose of raising the planetary vibration to higher states.

The amazing design and built of this sacred palace, the Versailles, is specifically inspired via Tartarian lineage inspiration. The entire palace is built like the structure of a Chakra Power Station if you look at the design. The Jerusalem stone (Limestone) holds key alchemical properties to activate this Power Arc.

Washington D.C is filled with Tartarian Architecture like the court houses, memorial buildings etc. This area is the power Hub of the world. With a Generator (The Versailles) and the key stone properties (Jerusalem Limestone) Divine Alchemy is created with the energetic principles of whoever occupies the space.

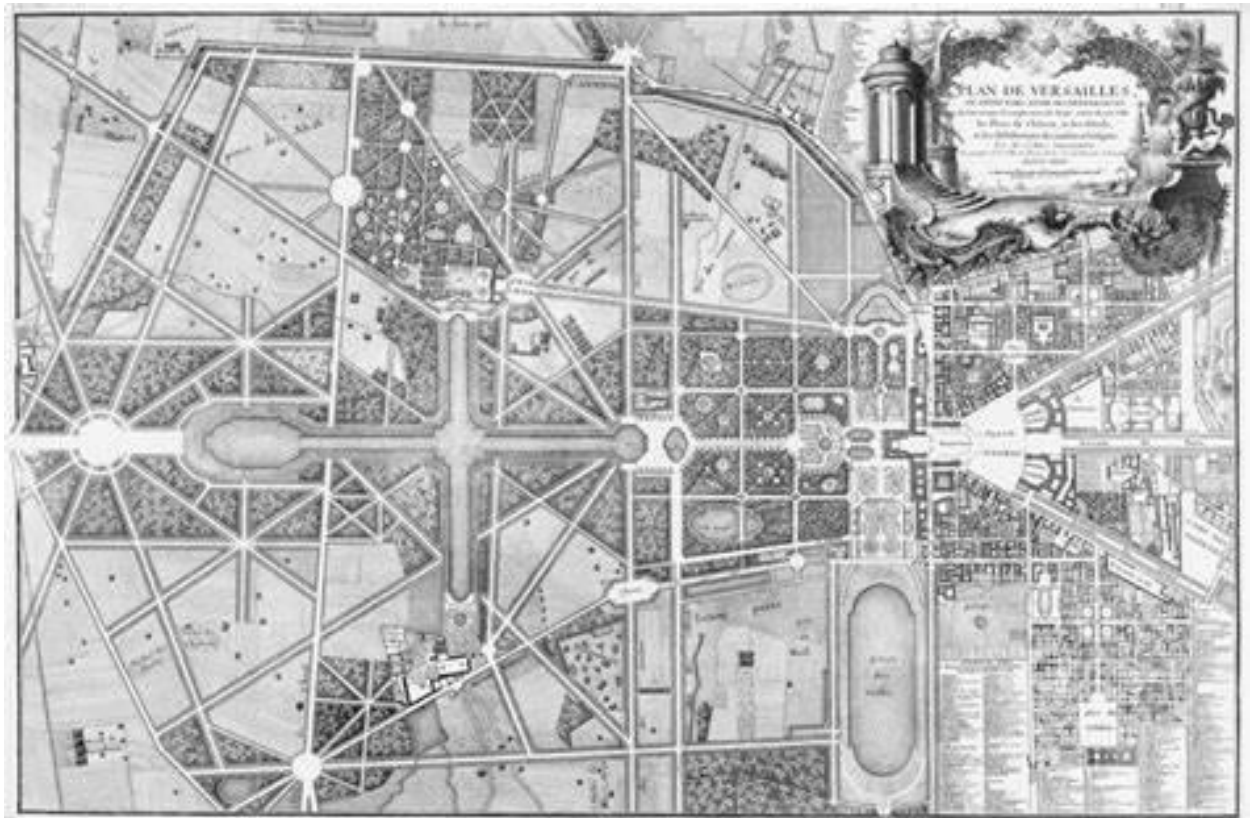


TARTARIAN BUILDINGS DESIGNED TO BE POWER STATIONS TO RAISE THE VIBRATION OF THE PLANETARY GRID

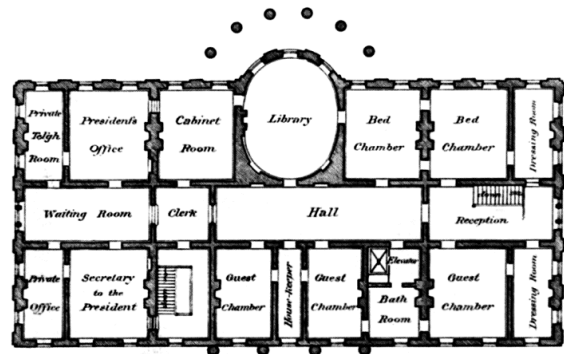




TARTARIAN BUILDINGS DESIGNED TO BE POWER STATIONS TO RAISE THE VIBRATION OF THE PLANETARY GRID



TARTARIAN BUILDINGS DESIGNED TO BE POWER STATIONS TO RAISE THE VIBRATION OF THE PLANETARY GRID

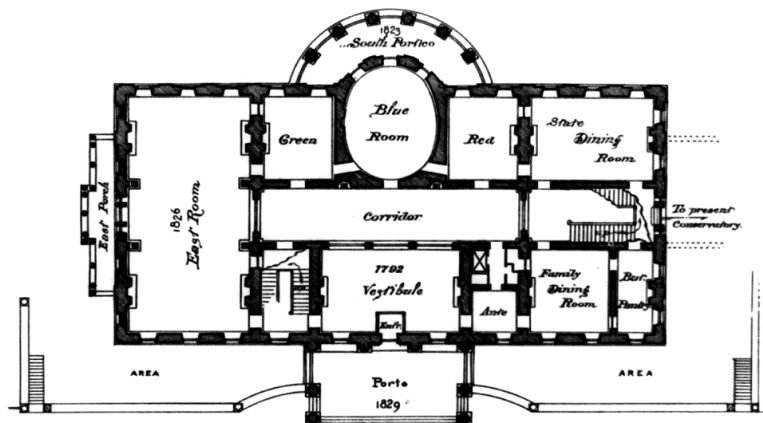


- SECOND-STORY -  
- PLAN -

- SHOWING -  
- EXECUTIVE OFFICES -  
- AND PRESIDENTS' FAMILY -  
- APARTMENTS -

James Hoban, Archt. 1792.

F. D. Owens, del.  
Copyrighted 1900.



- MAIN FLOOR PLAN -  
- PRESENT  
- EXECUTIVE MANSION -

James Hoban, Original Architect. 1792

Drawn by, Fred D. Owens, Archt.  
Washington, D.C.  
Copyrighted 1900.

