

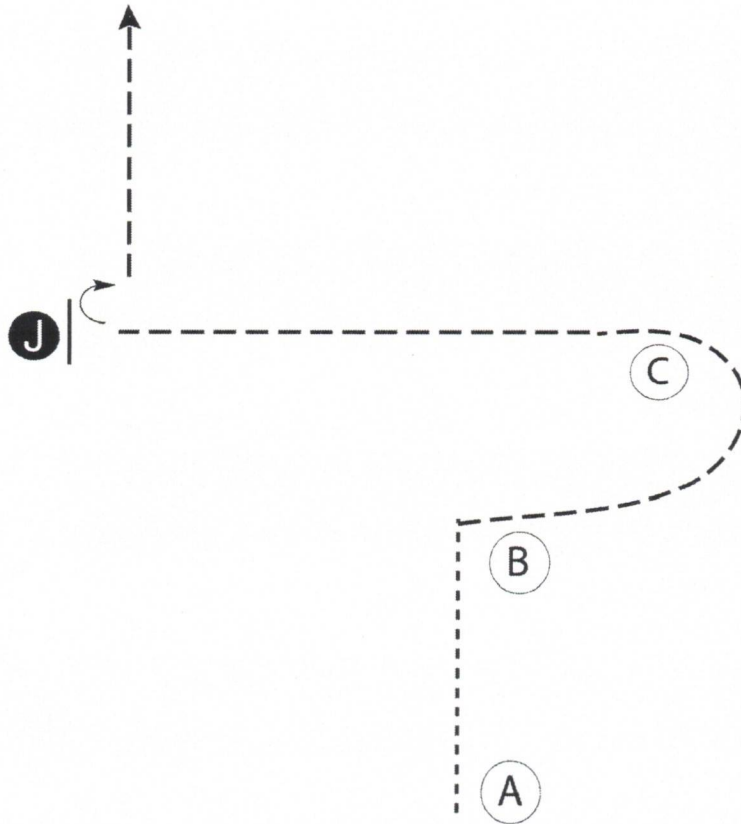
# OMIQHA Stars and Stripes Spectacular

## Showmanship (Small Fry)

Show Date: 06-27-2026-06/28/2026

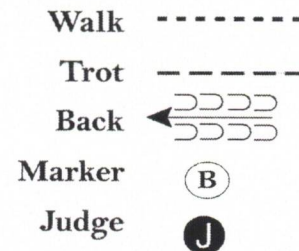
www.HorseShowPatterns.com

www.HorseShowPatterns.com



Be ready at A.

1. Walk to B.
2. Trot from B and around C as shown.
3. Continue to trot to judge and set up for inspection.
4. When dismissed, do a 90 degree turn and trot away.



[S/WT-21]

Pattern Provided by:

*The Judges*

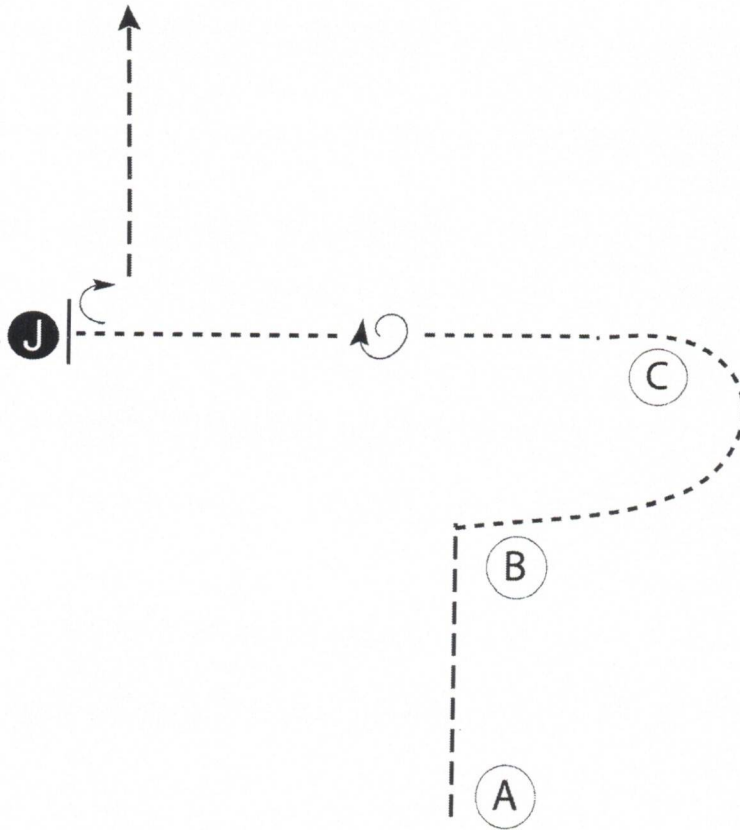
# OMIQHA Stars and Stripes Spectacular

Showmanship (All Rookie/Level 1/Level 1 Horse Non Pro)

Show Date: 06-27-2026-06/28/2026

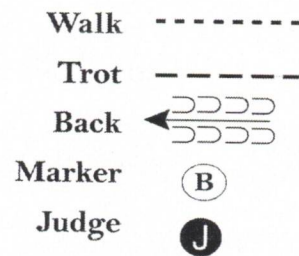
www.HorseShowPatterns.com

www.HorseShowPatterns.com



Be ready at A.

1. Trot to B.
2. Walk from B and around C as shown.
3. Halfway between C and the judge, stop and do a 360 degree turn.
4. Walk to judge and set up for inspection.
5. When dismissed, do a 90 degree turn and trot away.



Pattern Provided by:

*The Judges*

[S/1-21]

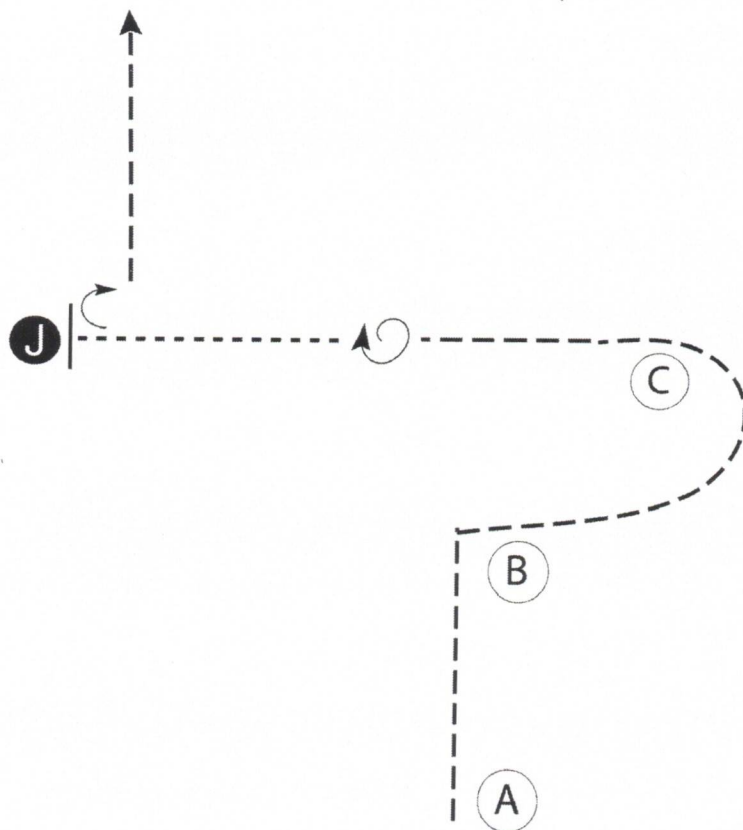
# OMIQHA Stars and Stripes Spectacular

## Showmanship (All Youth/All Amateur)

Show Date: 06-27-2026-06/28/2026

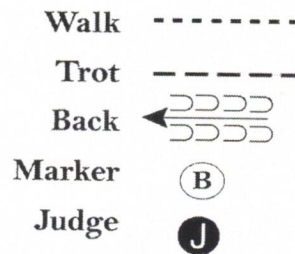
www.HorseShowPatterns.com

www.HorseShowPatterns.com



Be ready at A.

1. Trot around B and C as shown.
2. Halfway between C and the judge, stop and do a 360 degree turn.
3. Walk to judge and set up for inspection.
4. When dismissed, do a 90 degree turn and trot away.



Pattern Provided by:

*The Judges*

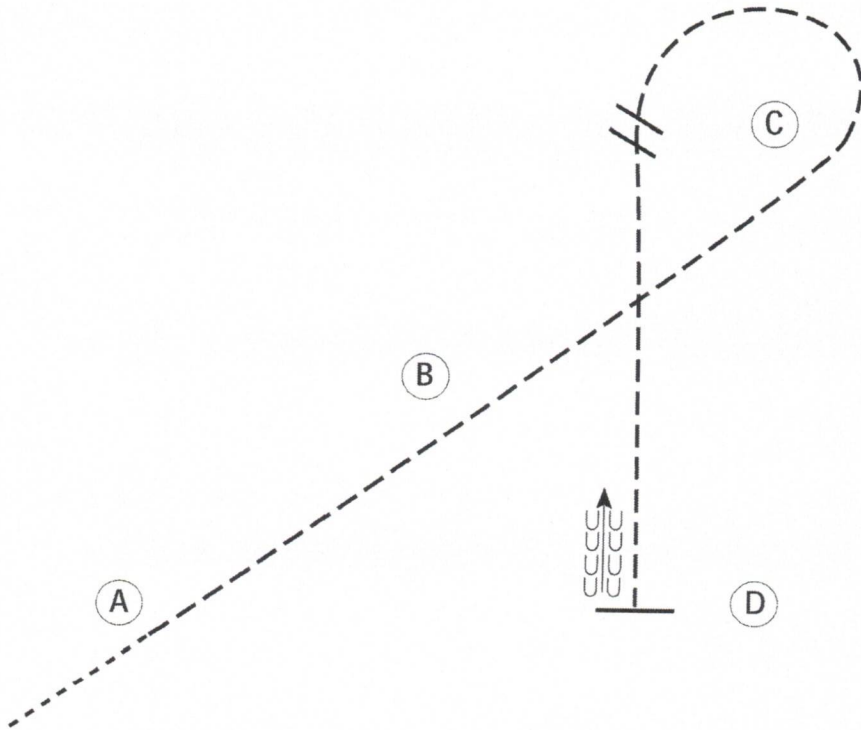
# OMIQHA Stars and Stripes Spectacular

## Hunt Seat Equitation (All Walk Trot/Small Fry)

Show Date: 06-27-2026-06/28/2026

www.HorseShowPatterns.com

www.HorseShowPatterns.com



Be ready before A.

1. Walk to A.
2. Sitting trot to B.
3. Posting trot on the right diagonal to and around C.
4. At C, change diagonals.
5. Posting trot on the left diagonal to D.
6. Stop at D. Back approximately one horse length.
7. Follow the instructions of your ring steward.

Walk	-----
Trot	- - - - -
Extended Trot	— — — — —
Canter	—————
Leg Yield	
Lead Change	— / —
Back	← u u u u
Marker	(B)
Sidepass	← — — — —
Hand Gallop	— — — — —

Pattern Provided by:

*The Judges*

[HSE/WT-14]

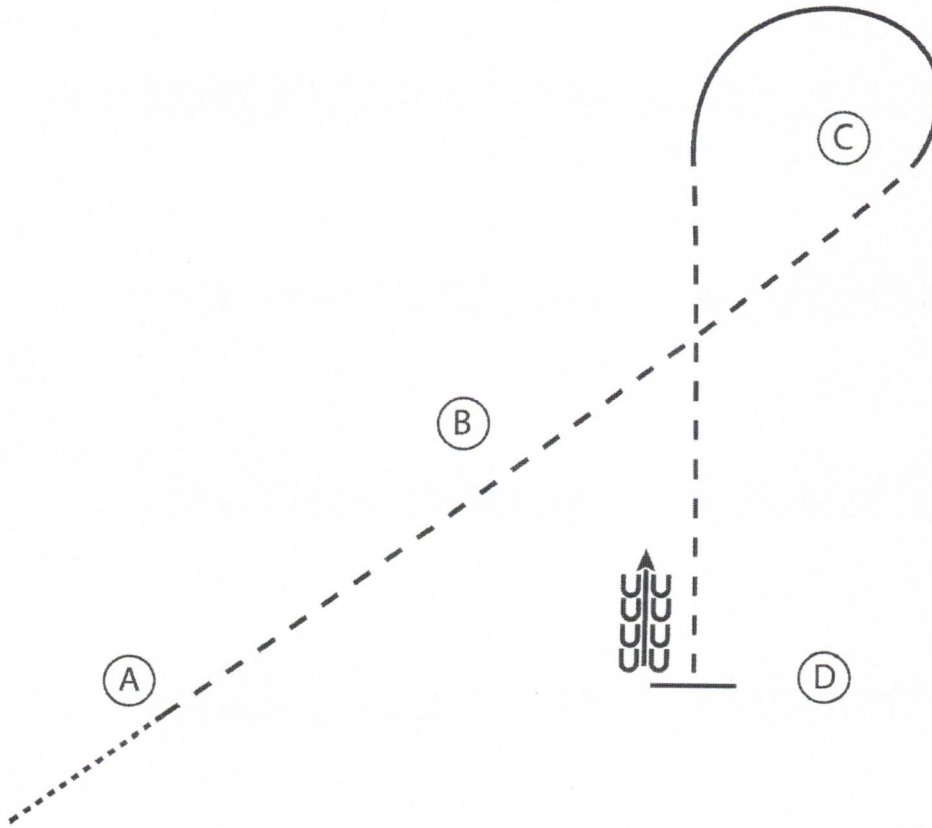
# OMIQHA Stars and Stripes Spectacular

## Hunt Seat Equitation (All Rookie/Level 1/Level 1 Horse Non Pro)

Show Date: 06-27-2026-06/28/2026

www.HorseShowPatterns.com

www.HorseShowPatterns.com



1. Walk to A
2. Sitting trot to B
3. Posting trot to C on the right diagonal
4. At C canter a half circle on the left lead
5. At C posting trot to D on the left diagonal
6. Stop at D and back 4 steps

- Walk
- Trot
- Extended Trot
- Canter
- Leg Yield
- Lead Change
- Back
- Marker
- Sidepass

[HSE/2-2]

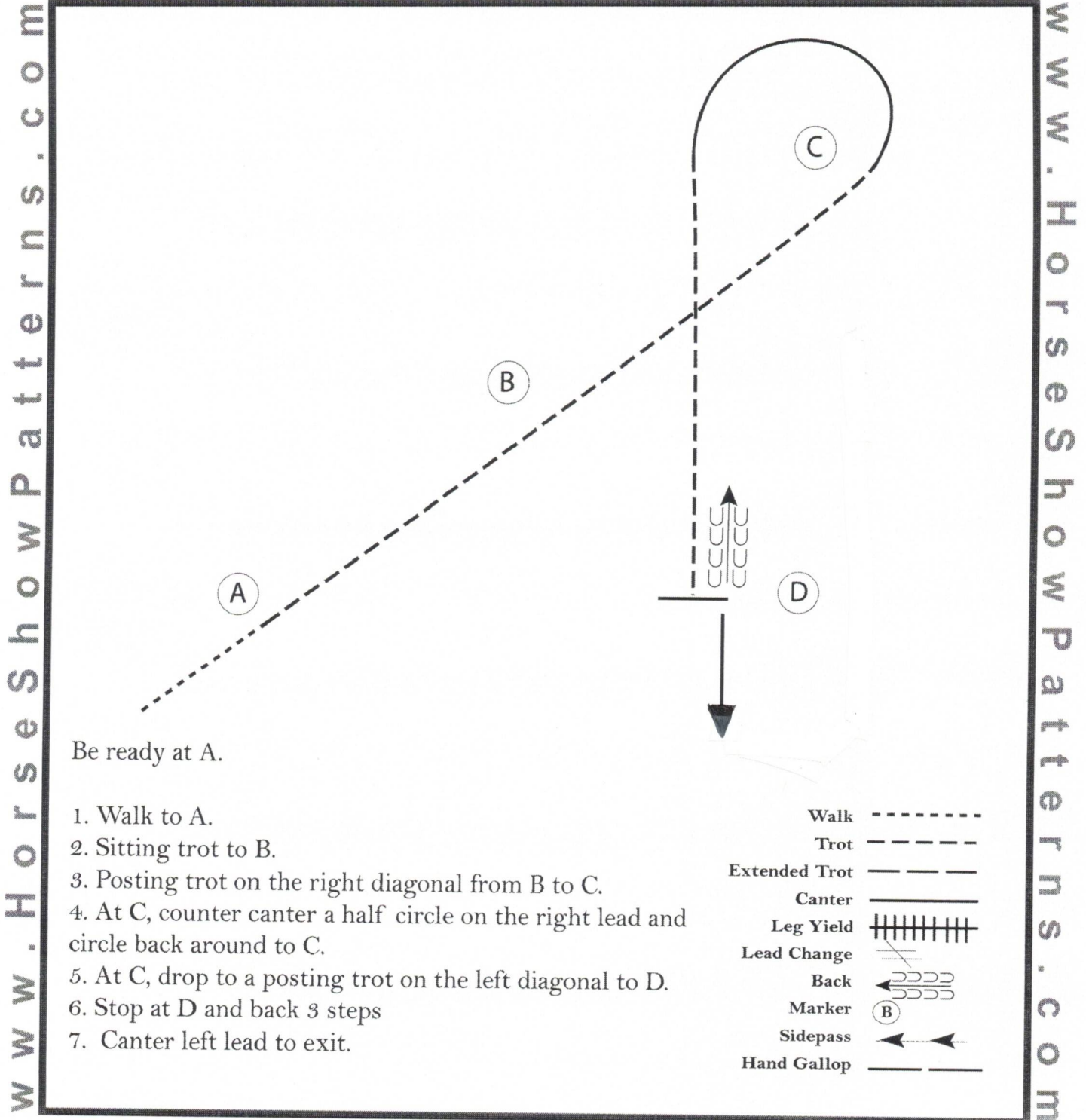
Pattern Provided by:

*The Judges*

# OMIQHA Stars and Stripes Spectacular

## Hunt Seat Equitation (All Youth/All Amateur)

Show Date: 06-27-2026-06/28/2026



[HSE/3-1]

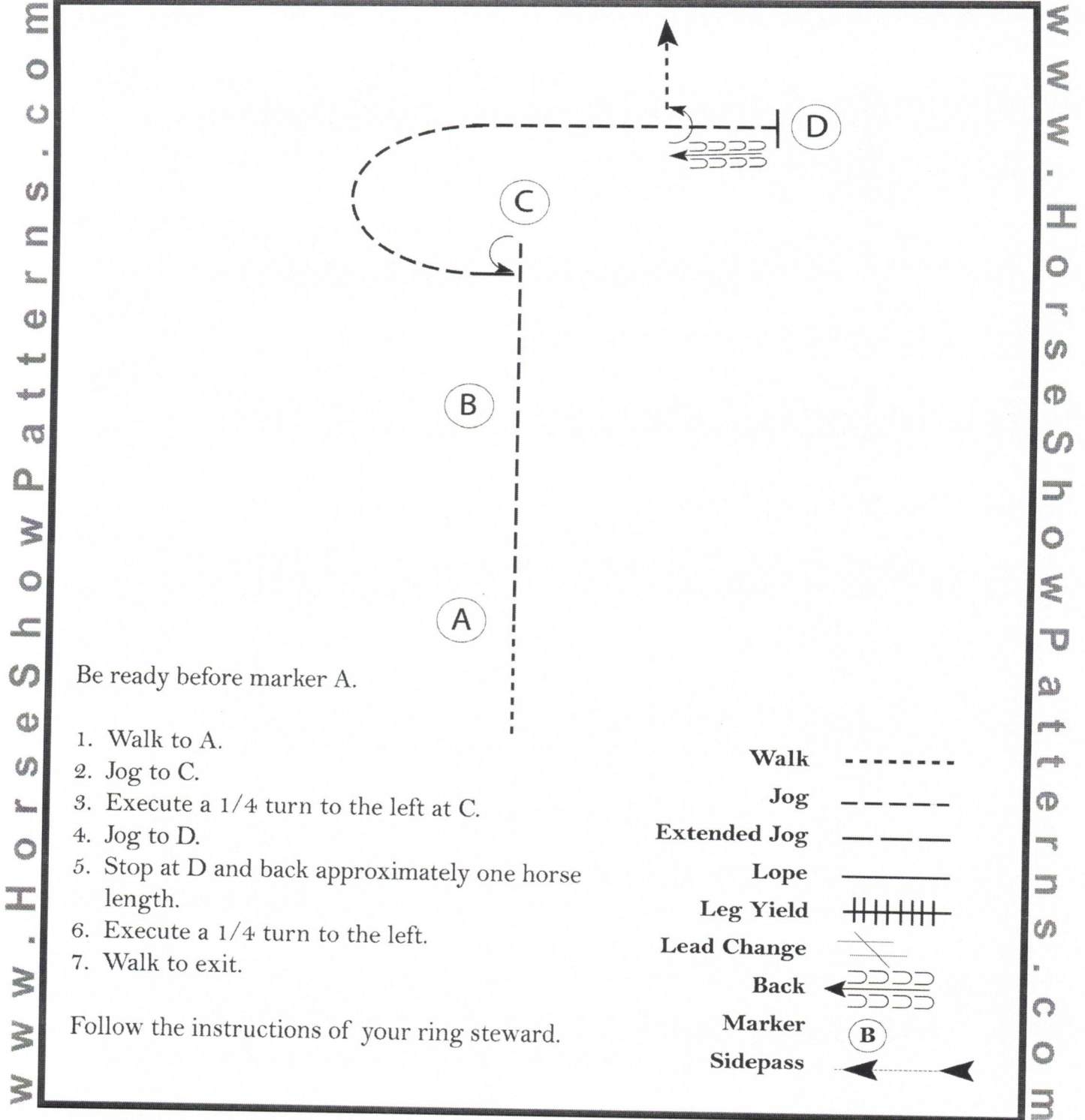
Pattern Provided by:

*The Judges*

# OMIQHA Stars and Stripes Spectacular

## Western Horsemanship (All Walk Trot/Small Fry)

Show Date: 06-27-2026-06/28/2026



Be ready before marker A.

1. Walk to A.
2. Jog to C.
3. Execute a 1/4 turn to the left at C.
4. Jog to D.
5. Stop at D and back approximately one horse length.
6. Execute a 1/4 turn to the left.
7. Walk to exit.

Follow the instructions of your ring steward.

Walk	.....
Jog	-----
Extended Jog	- - - - -
Lope	—————
Leg Yield	
Lead Change	///
Back	←←←←←
Marker	(B)
Sidepass	←- - - -→

Pattern Provided by:

*The Judges*

[WH/WT-69]

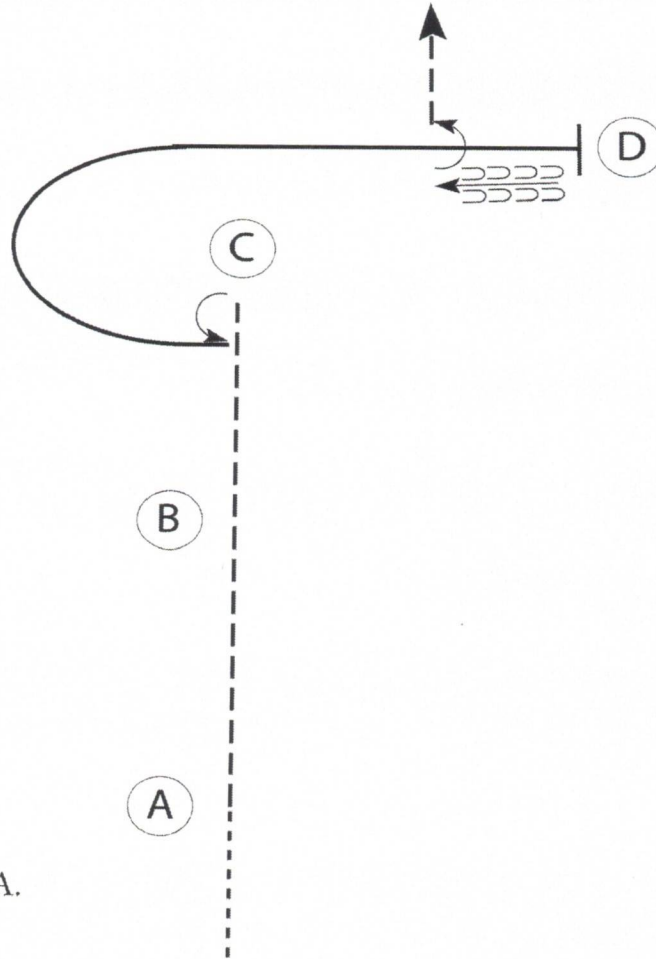
# OMIQHA Stars and Stripes Spectacular

Western Horsemanship (All Rookie/Level 1/Level 1 Horse Non Pro)

Show Date: 06-27-2026-06/28/2026

www.HorseShowPatterns.com

www.HorseShowPatterns.com



Be ready before marker A.

1. Walk to A.
2. Jog to C.
3. Execute a 1/4 turn to the left at C.
4. Lope on the right lead to D.
5. Stop at D and back approximately one horse length.
6. Execute a 1/4 turn to the left.
7. Jog to exit.

Follow the instructions of your ring steward.

Walk	-----
Jog	- - - - -
Extended Jog	— — — —
Lope	—————
Leg Yield	
Lead Change	— / —
Back	← ← ←
Marker	(B)
Sidepass	← ←

Pattern Provided by:

*The Judges*

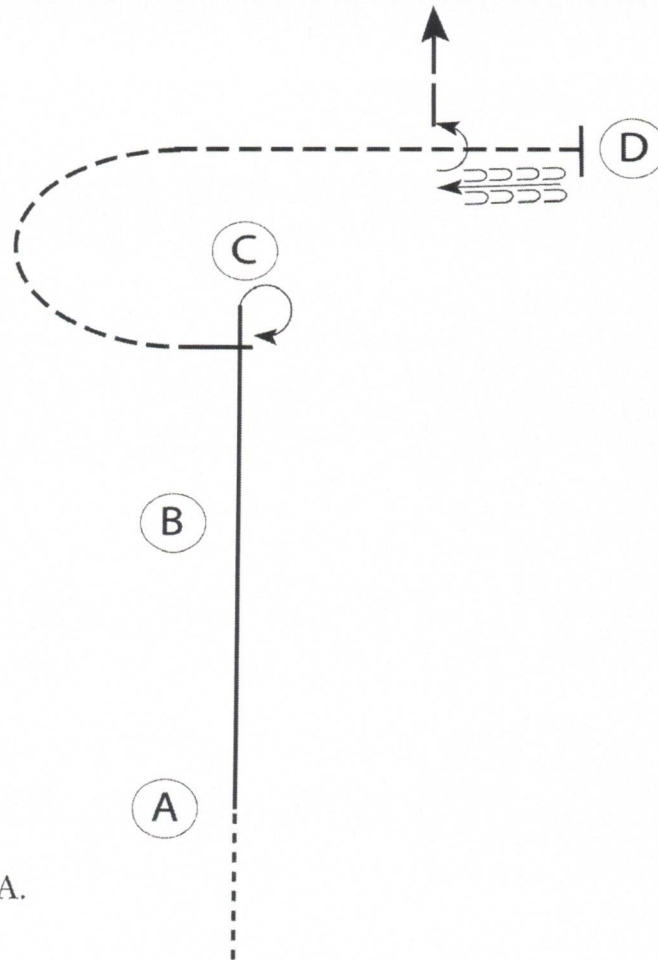
# OMIQHA Stars and Stripes Spectacular

## Western Horsemanship (All Youth/All Amateur)

Show Date: 06-27-2026-06/28/2026

www.HorseShowPatterns.com

www.HorseShowPatterns.com



Be ready before marker A.

1. Walk to A.
2. Lope on the left lead to C.
3. Execute a 3/4 turn to the right at C.
4. Jog to D.
5. Stop at D and back approximately one horse length.
6. Execute a 1/4 turn to the left.
7. Extended jog to exit.

Follow the instructions of your ring steward.

Walk	-----
Jog	- - - - -
Extended Jog	— — — — —
Lope	—————
Leg Yield	
Lead Change	— / —
Back	← — — — —
Marker	⊙ B
Sidepass	← — — — — ←

[WH/2-69]

Pattern Provided by:

*The Judges*

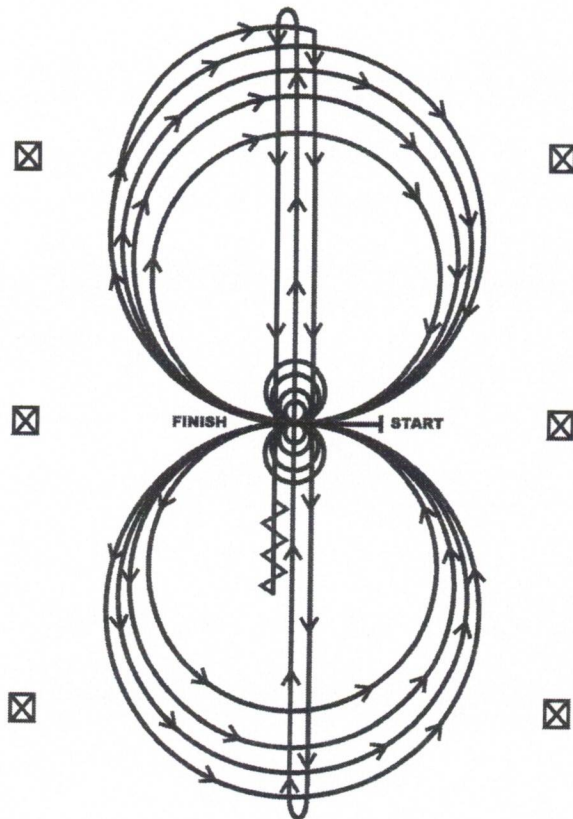


# OMIQHA Stars and Stripes Spectacular

## Reining

Show Date: 06-27-2026-06/28/2026

### REINING PATTERN 4



Horses may walk or jog to the center of the arena. Horses must walk or stop prior to starting pattern. Beginning at the center of the arena facing the left wall or fence.

1. Beginning on the right lead, complete three circles to the right: the first two large and fast; the third circle small and slow. Stop at the center of the arena. Hesitate.
2. Complete four spins to the right. Hesitate.
3. Beginning on the left lead, complete three circles to the left: the first two circles large and fast; the third circle small and slow. Stop at the center of the arena. Hesitate.
4. Complete four spins to the left. Hesitate.
5. Beginning on the right lead, run a large fast circle to the right, change leads at the center of the arena, run a large fast circle to the left, and change leads at the center of the arena. (Figure 8)
6. Continue around previous circle to the right. At the top of the circle, run down the middle to the far end of the arena past the end marker and do a right rollback—no hesitation.
7. Run up the middle to the opposite end of the arena past the end marker and do a left rollback—no hesitation.
8. Run past the center marker and do a sliding stop. Back up to the center of the arena or at least ten feet (three meters). Hesitate to demonstrate completion of the pattern.

Pattern Provided by:

*The Judges*

©2026 HorseShowPatterns.com. All Rights Reserved.

[R/AQHAP-4]

# OMIQHA Stars and Stripes Spectacular

## Western Riding

Show Date: 06-27-2026-06/28/2026

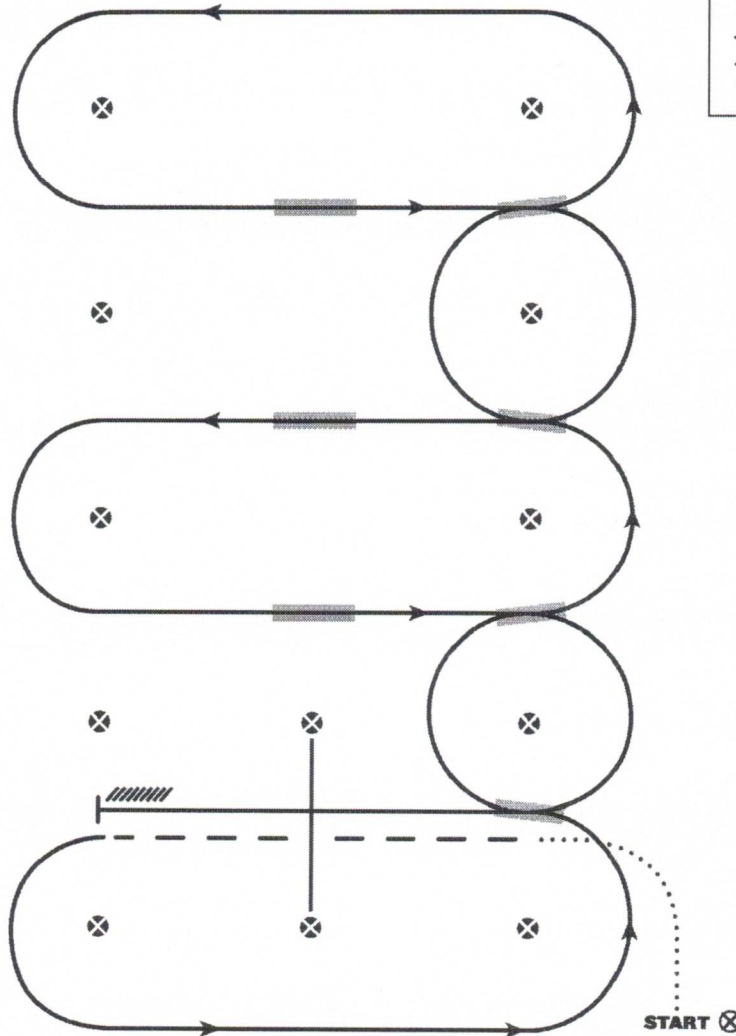
www.HorseShowPatterns.com

www.HorseShowPatterns.com

### WESTERN RIDING - PATTERN 9

**LEGEND**

- ..... Walk
- - - - - Jog
- Lope
- /////// Back
- ▨▨▨▨▨ Lead Changing Area



1. Walk at least 15 feet from start cone to the first marker, as drawn, transition to jog, jog over log.
2. Transition to the lope left lead
3. First line change
4. Second line change
5. Third line change
6. Fourth line change
7. First crossing change
8. Second crossing change
9. Third crossing change
10. Lope over log
11. Lope, stop & back

Revised 06-07-2021

[WR/OP-9]

Pattern Provided by:

*The Judges*

# OMIQHA Stars and Stripes Spectacular

## Western Riding

Show Date: 06-27-2026-06/28/2026

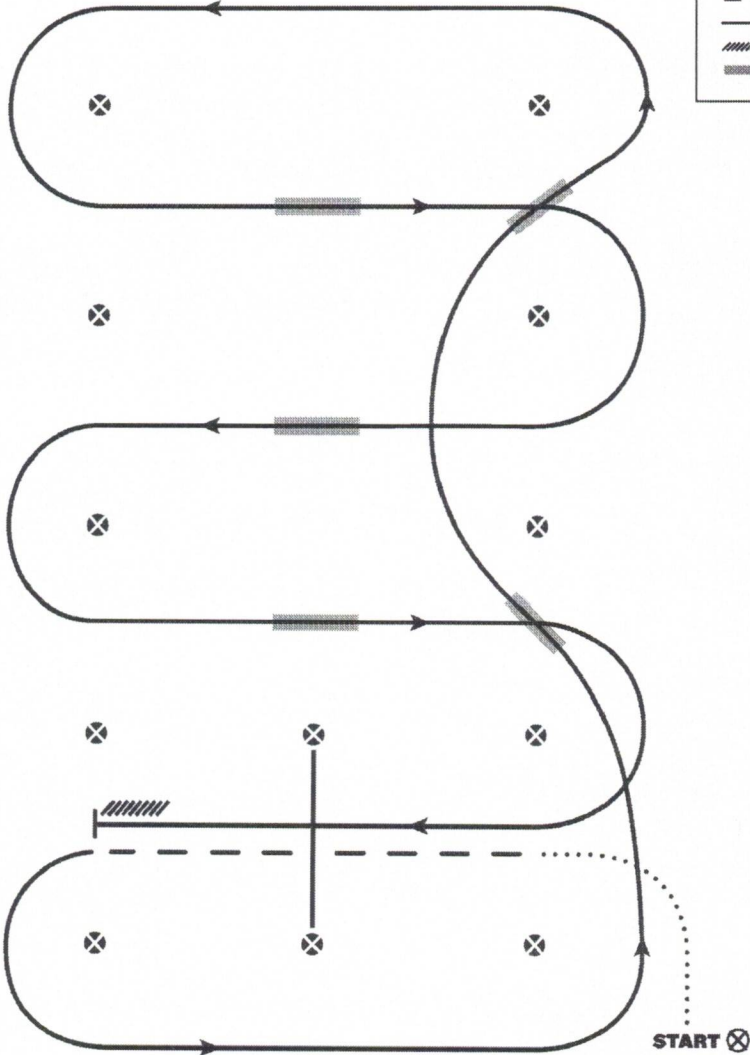
www.HorseShowPatterns.com

www.HorseShowPatterns.com

### LEVEL I WESTERN RIDING PATTERN 9

**LEGEND**

- ..... Walk
- - - - - Jog
- Lope
- /////// Back
- ▨▨▨▨▨ Lead Changing Area



1. Walk at least 15 feet from start cone to the first marker, as drawn, transition to jog, jog over log.
2. Transition to the lope left lead & lope around end
3. First line change
4. Second line change, lope around the end of arena
5. First crossing change
6. Second crossing change
7. Third crossing change
8. Lope over log
9. Lope, stop & back

Revised 06-07-2021

[WR/GP-9]

Pattern Provided by:  
*The Judges*