

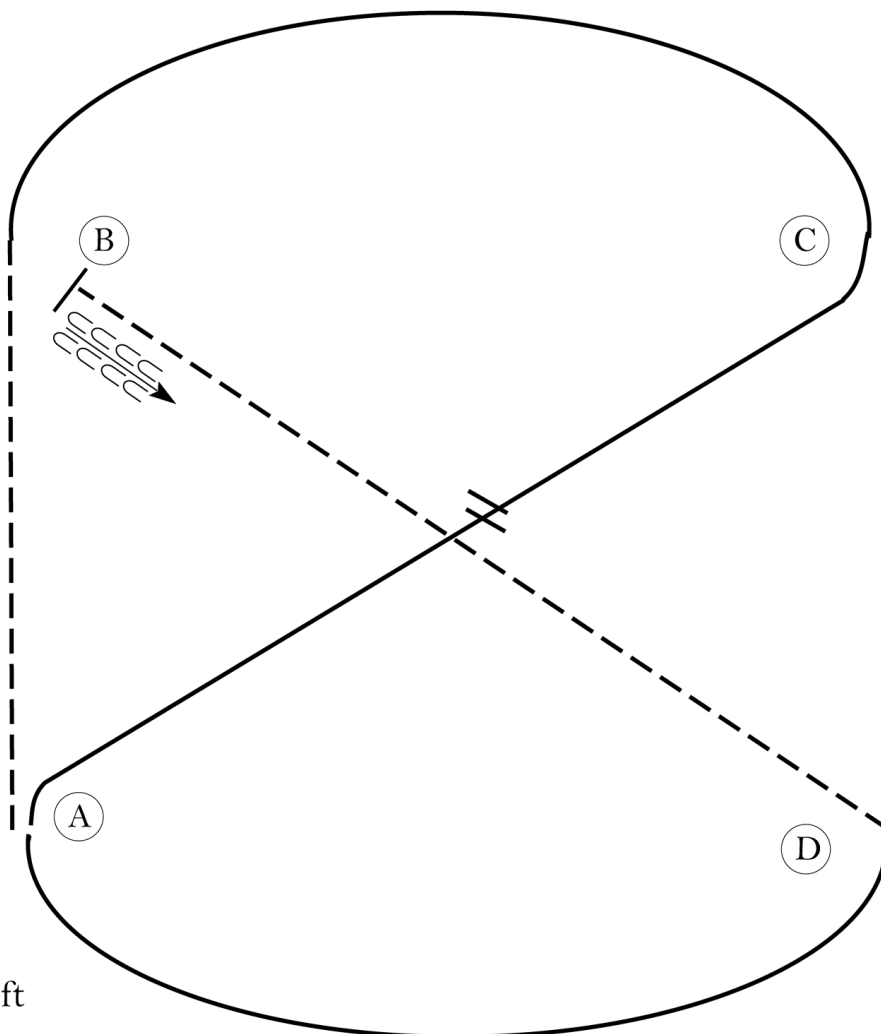
OMIQHA The Warm Up Show

Hunt Seat Equitation (Level 1 Youth - Amateur)

Show Date: April 13-14, 2019

w w w . H o r s e S h o w P a t t e r n s . c o m

w w w . H o r s e S h o w P a t t e r n s . c o m



Be ready at A.

1. Trot on the left diagonal to B.
2. Canter on the right lead to and around C and half way to A.
3. Perform a simple lead change between C and A.
4. Canter around A and to D.
5. Trot on the right diagonal from D to B.
6. Stop at B and back approximately one horse length.

Walk off and follow the directions of your ring steward.

Walk	-----
Trot	- - - - -
Extended Trot	— — — —
Canter	—————
Lead Change	
Back	
Marker	
Hand Gallop	—————

[HSE/1-52]

Pattern Provided by:

The Judges

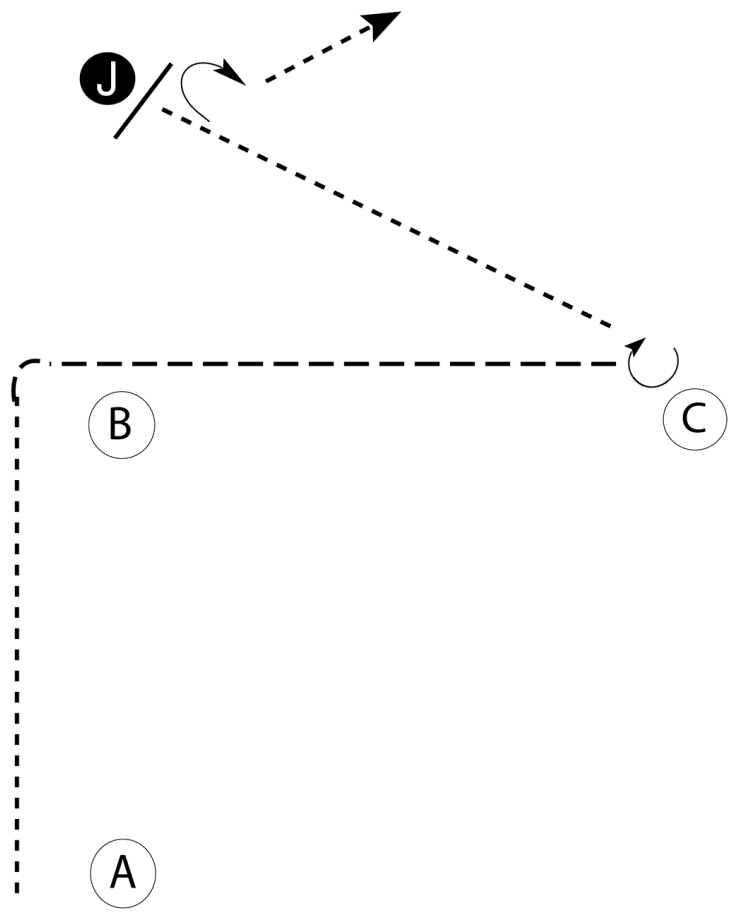
OMIQHA The Warm Up Show

Showmanship (Level 1 - Youth & Amateur)

Show Date: April 13-14, 2019

w w w . H o r s e S h o w P a t t e r n s . c o m

w w w . H o r s e S h o w P a t t e r n s . c o m



Be ready at A.

1. Walk to B.
2. Trot to C.
3. Stop at C.
4. 5/8 turn at C.
5. Walk to judge and set up for inspection.
6. When dismissed 1/4 turn and walk off.

- Walk - - - - -
Trot - - - - -
Back ← ↶ ↷ ↸
Marker (B)
Judge (J)

[S/1-20]

Pattern Provided by:
The Judges

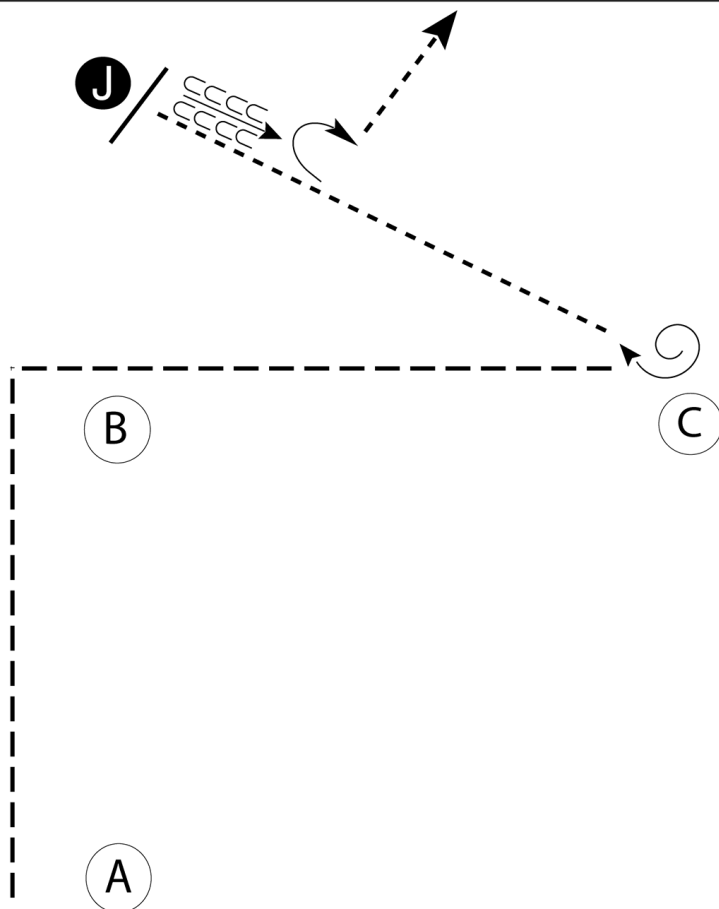
OMIQHA The Warm Up Show

Showmanship (13 & Under- 14-18- Amateur- Select)

Show Date: April 13-14, 2019

w w w . H o r s e S h o w P a t t e r n s . c o m

w w w . H o r s e S h o w P a t t e r n s . c o m



Be ready at A.

1. Trot to B.
2. Trot the corner at B and continue to trot to C.
3. Stop at C.
4. 1 5/8 turn at C.
5. Walk to judge and set up for inspection.
6. When dismissed, back one horse length.
7. 1/4 turn and walk off.

Walk	-----
Trot	- - - - -
Back	← — — — — — — — —
Marker	ⓑ
Judge	ⓐ

[S/2-20]

Pattern Provided by:

The Judges

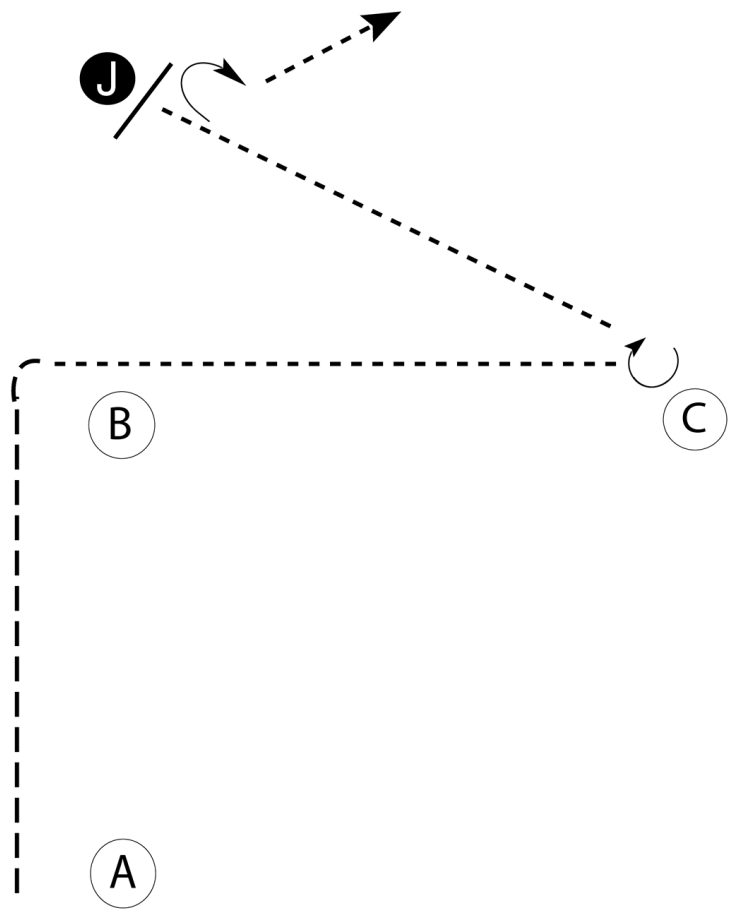
OMIQHA The Warm Up Show

Showmanship (Walk/Trot)

Show Date: April 13-14, 2019

w w w . H o r s e S h o w P a t t e r n s . c o m

w w w . H o r s e S h o w P a t t e r n s . c o m



Be ready at A.

1. Trot to B.
2. Walk to C.
3. Stop at C.
4. 5/8 turn at C.
5. Walk to judge and set up for inspection.
6. When dismissed 1/4 turn and walk off.

Walk	-----
Trot	- - - - -
Back	←
Marker	ⓑ
Judge	ⓐ

[S/WT-20]

Pattern Provided by:
The Judges

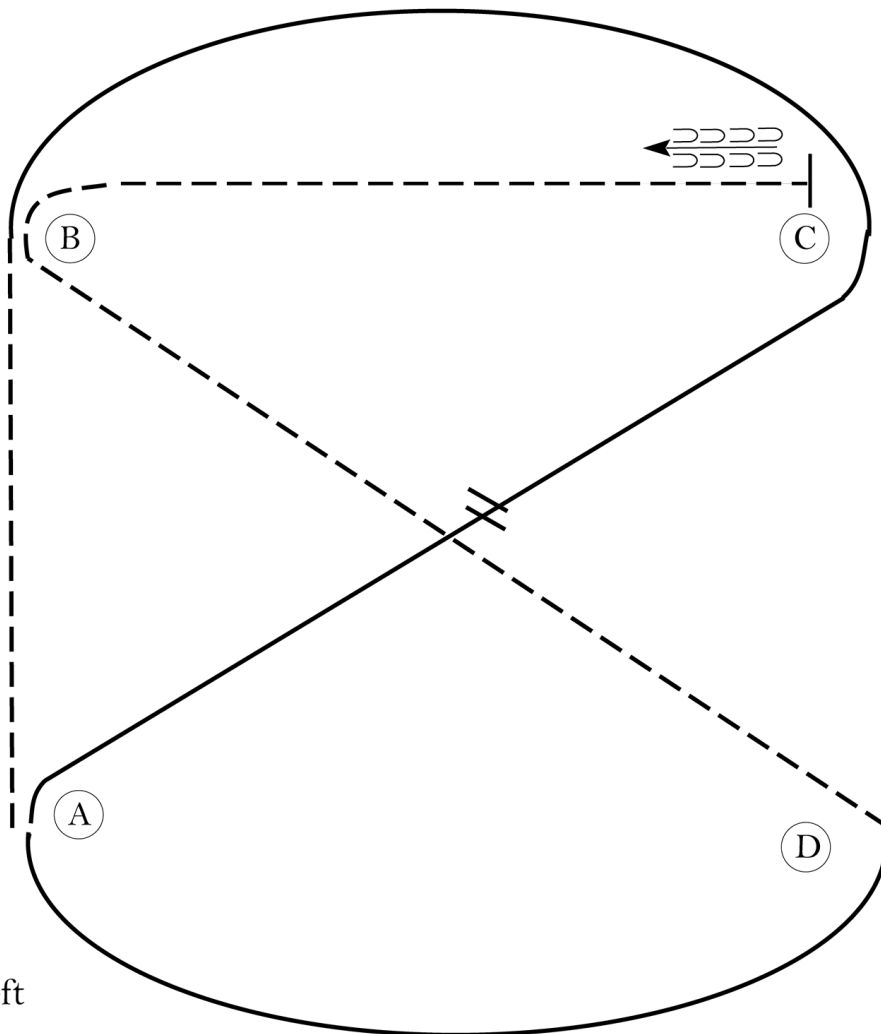
OMIQHA The Warm Up Show

Hunt Seat Equitation (!3 & Under -14-18 - Amateur - Select)

Show Date: April 13-14, 2019

w w w . H o r s e S h o w P a t t e r n s . c o m

w w w . H o r s e S h o w P a t t e r n s . c o m



Be ready at A.

1. Trot on the left diagonal to B.
2. Canter on the right lead to and around C and half way to A.
4. Change leads between C and A.
5. Canter around A and to D.
6. Trot on the right diagonal from D to B.
7. Trot in a two-point position to C.
8. Stop at C and back approximately one horse length.

Walk off and follow the directions of your ring steward.

Walk	-----
Trot	- - - - -
Extended Trot	— — — —
Canter	—————
Lead Change	
Back	
Marker	
Hand Gallop	—————

[HSE/2-52]

Pattern Provided by:

The Judges

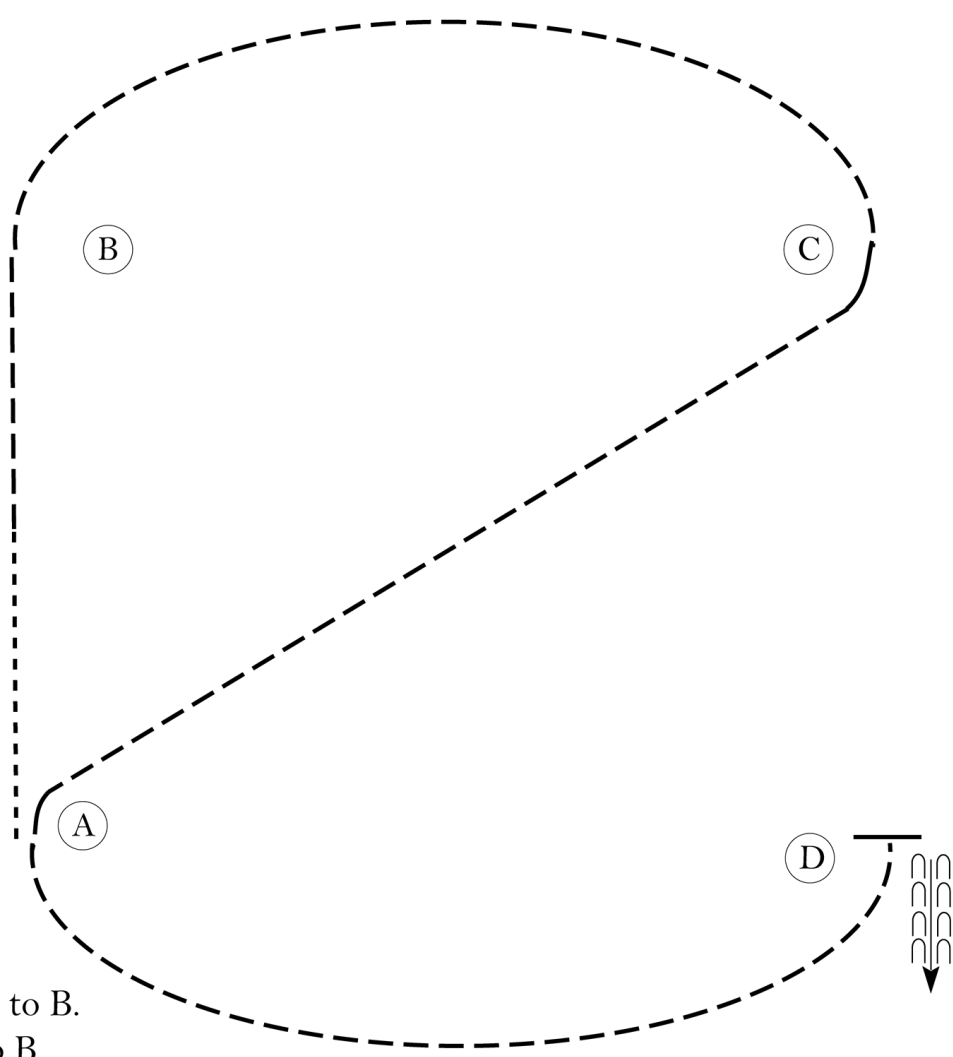
OMIQHA The Warm Up Show

Hunt Seat Equitation (Walk/Trot & Small Fry)

Show Date: April 13-14, 2019

w w w . H o r s e S h o w P a t t e r n s . c o m

w w w . H o r s e S h o w P a t t e r n s . c o m



Be ready at A.

1. Walk halfway to B.
2. Sitting trot to B.
3. Trot on the left diagonal from B, to and around C, and halfway to A.
4. Change diagonals halfway to A.
5. Trot on the right diagonal around A and to D.
6. Stop at D and back approximately one horse length.

Walk off and follow the directions of your ring steward.

Walk	-----
Trot	- - - - -
Extended Trot	— — — —
Canter	— — — —
Lead Change	↖ ↗
Back	← S S S S
Marker	⊙ B
Hand Gallop	— — — —

[HSE/WT-52]

Pattern Provided by:
The Judges

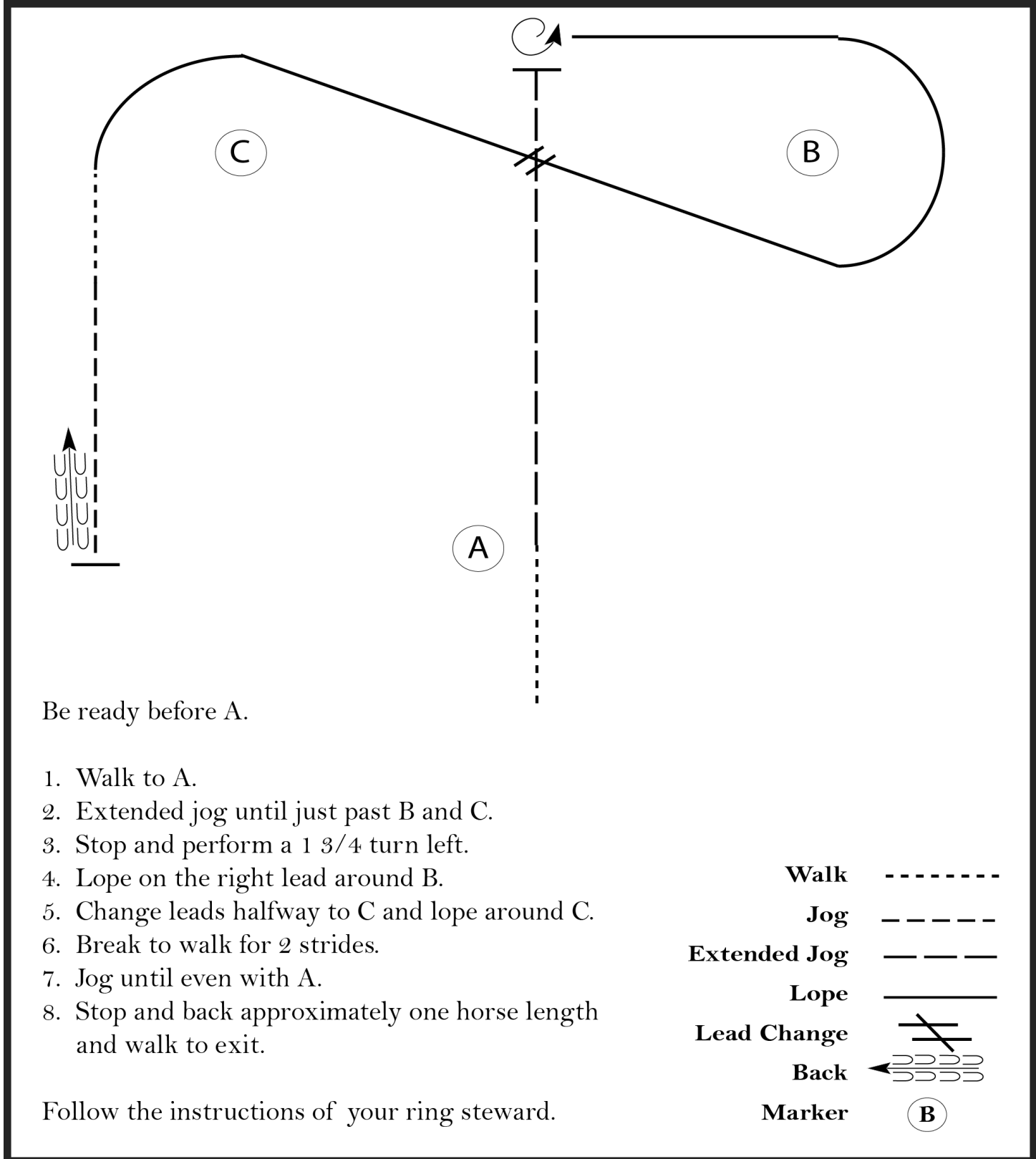
OMIQHA The Warm Up Show

Horsemanship (13 & Under - 14-18 - Amateur - Select)

Show Date: April 13-14, 2019

w w w . H o r s e S h o w P a t t e r n s . c o m

w w w . H o r s e S h o w P a t t e r n s . c o m



Be ready before A.

1. Walk to A.
2. Extended jog until just past B and C.
3. Stop and perform a 1 3/4 turn left.
4. Lope on the right lead around B.
5. Change leads halfway to C and lope around C.
6. Break to walk for 2 strides.
7. Jog until even with A.
8. Stop and back approximately one horse length and walk to exit.

Follow the instructions of your ring steward.

Walk	-----
Jog	- - - - -
Extended Jog	— — — —
Lope	—————
Lead Change	X
Back	←
Marker	(B)

[WH/3-91]

Pattern Provided by:

The Judges

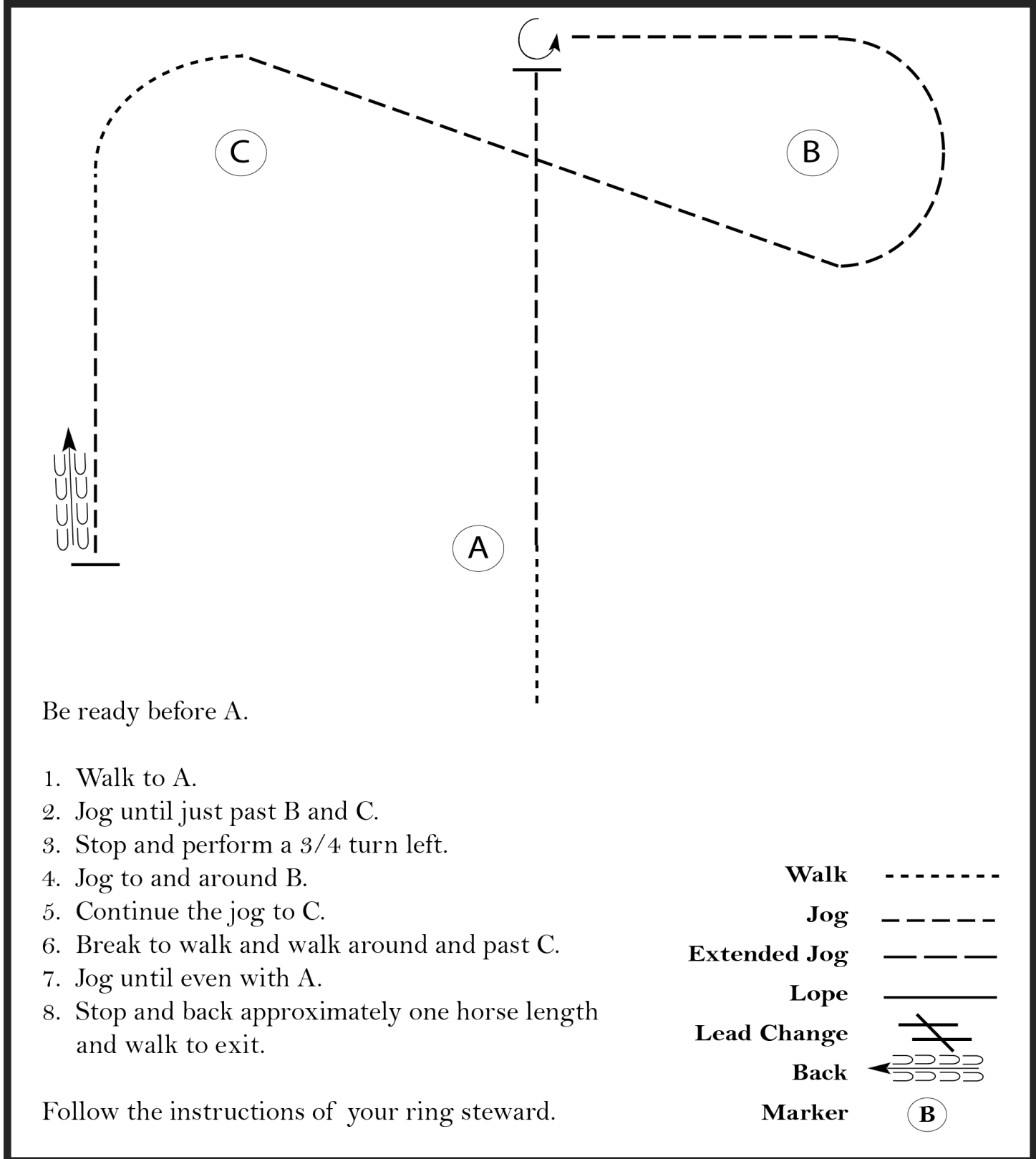
OMIQHA The Warm Up Show

Horsemanship (Walk/Trot & Small Fry)

Show Date: April 13-14, 2019

w w w . H o r s e S h o w P a t t e r n s . c o m

w w w . H o r s e S h o w P a t t e r n s . c o m



Be ready before A.

1. Walk to A.
2. Jog until just past B and C.
3. Stop and perform a 3/4 turn left.
4. Jog to and around B.
5. Continue the jog to C.
6. Break to walk and walk around and past C.
7. Jog until even with A.
8. Stop and back approximately one horse length and walk to exit.

Follow the instructions of your ring steward.

Walk	-----
Jog	- - - - -
Extended Jog	— — — —
Lope	
Lead Change	— / —
Back	← u u u u
Marker	ⓑ

[WH/WT-91]

Pattern Provided by:

The Judges