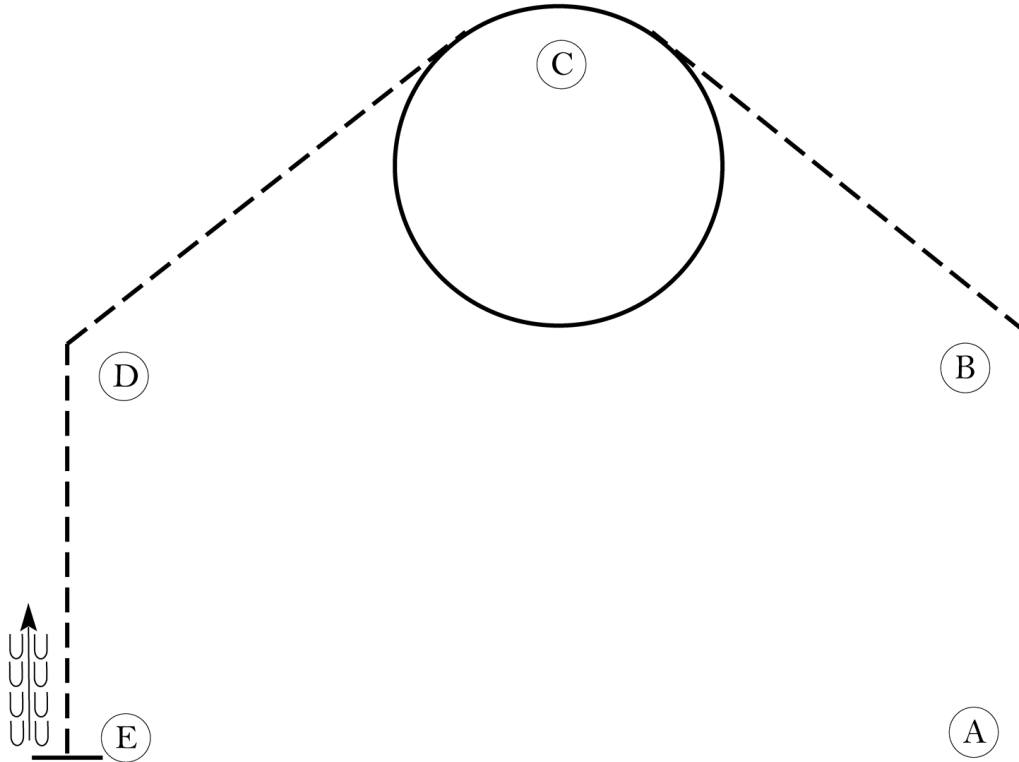


OMIQHA The Warm Up Show

Hunt Seat Equitation (Level 1 Youth- Level 1 Amateur)

Show Date: April 13-14, 2019



Be ready at A.

1. Walk approximately 2 horse lengths from A.
2. Trot on the right diagonal to C.
3. Canter a circle on the left lead around C.
4. Sitting trot to D.
5. Trot on the left diagonal to E.
6. Halt at E and back approximately one horse length.

When dismissed, follow the instructions of your ring steward.

Walk	-----
Trot	- - - - -
Extended Trot	- - - - -
Canter	—————
Leg Yield	
Lead Change	↘
Back	←←←←←
Marker	ⓑ
Sidepass	←- - - - -
Hand Gallop	—————

[HSE/1-37]

Pattern Provided by:

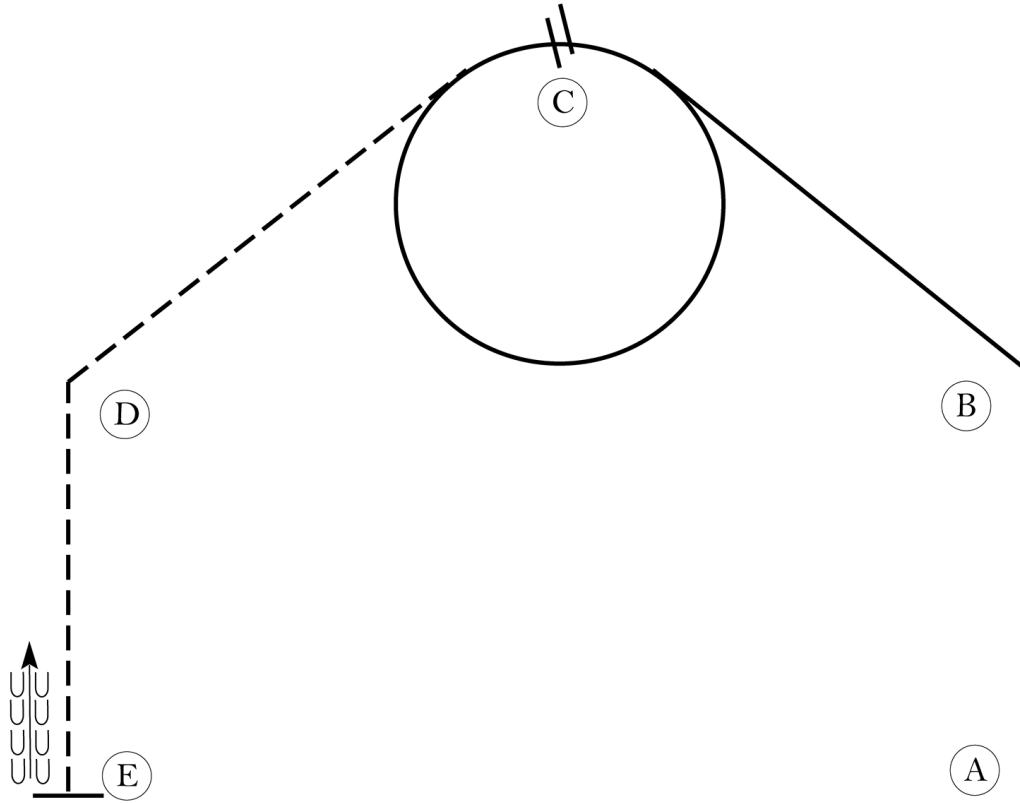
w w w . H o r s e S h o w P a t t e r n s . c o m

w w w . H o r s e S h o w P a t t e r n s . c o m

OMIQHA The Warm Up Show

Hunt Seat Equitation (13 & Under - 14-18 - Amateur - Select)

Show Date: April 13-14, 2019



Be ready at A.

1. Walk approximately 2 horse lengths from A.
2. Trot on the right diagonal to B.
3. Canter on the right lead to C.
4. Perform a simple lead change at C.
5. Canter a circle on the left lead around C.
6. Sitting trot to D.
7. Trot on the left diagonal to E.
8. Halt at E and back approximately one horse length.

Walk	-----
Trot	- - - - -
Extended Trot	— — — —
Canter	—————
Leg Yield	
Lead Change	↙ ↘
Back	← ← ← ← ←
Marker	⊙ B
Sidepass	← ← ← ← ←
Hand Gallop	— — — —

When dismissed, follow the instructions of your ring steward.

[HSE/2-37]

Pattern Provided by:

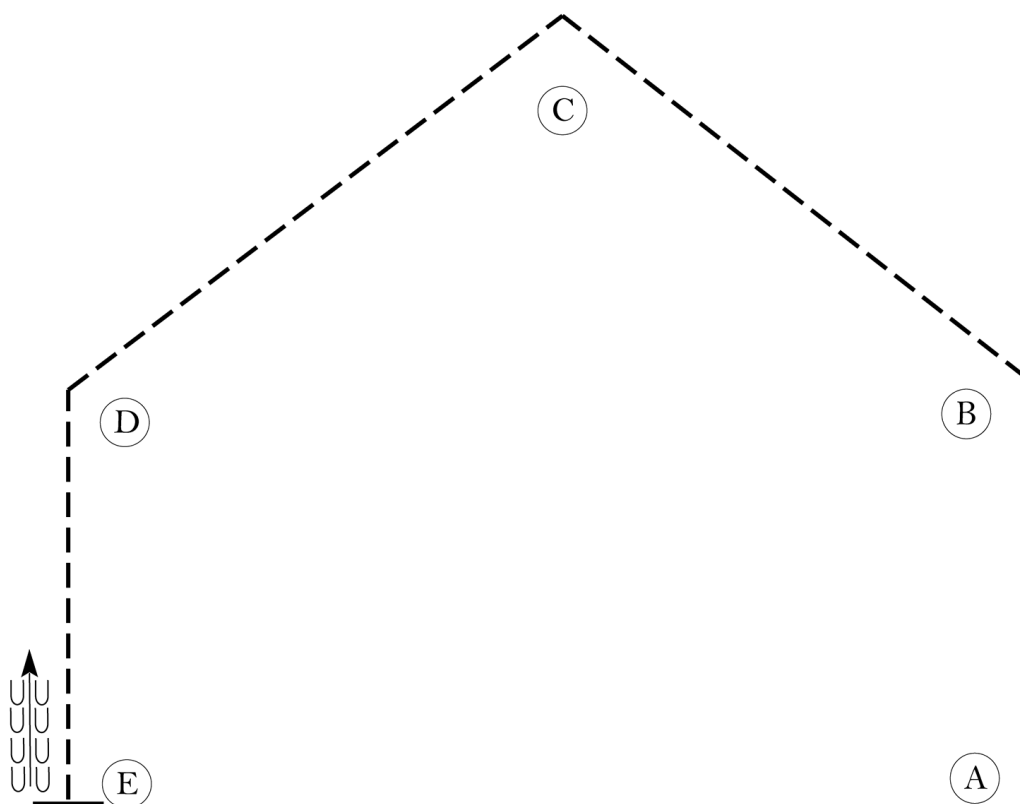
www.HorseShowPatterns.com

www.HorseShowPatterns.com

OMIQHA The Warm Up Show

Hunt Seat Equitation (Walk/Trot & Small Fry)

Show Date: April 13-14, 2019



Be ready at A.

1. Walk to B.
2. Trot on the left diagonal to C.
3. Change diagonals and trot on the right diagonal to D.
4. Sitting trot to E.
5. Halt at E and back approximately one horse length.

When dismissed, follow the instructions of your ring steward.

Walk	-----
Trot	- - - - -
Extended Trot	— — — — —
Canter	—————
Leg Yield	
Lead Change	↘
Back	←←←←←
Marker	⊙ B
Sidepass	←←←←←
Hand Gallop	— — — — —

[HSE/WT-37]

Pattern Provided by:

w w w . H o r s e S h o w P a t t e r n s . c o m

w w w . H o r s e S h o w P a t t e r n s . c o m

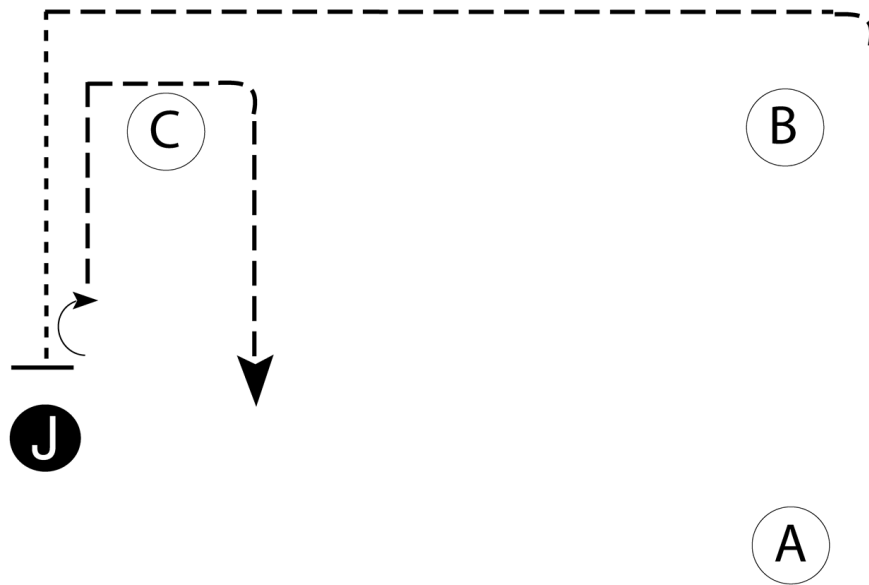
OMIQHA The Warm Up Show

Showmanship (Level 1 - Youth & Amateur)

Show Date: April 13-14, 2019

w w w . H o r s e S h o w P a t t e r n s . c o m

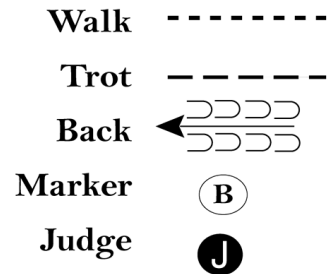
w w w . H o r s e S h o w P a t t e r n s . c o m



Be ready at A.

1. Trot from A, around B and past C.
2. Break to a walk when past C.
3. Walk to the judge, stop and set up for inspection.
4. When dismissed, perform a 180 degree turn and trot around C to the exit.

Follow the instructions of your ring steward.



[S/1-50]

Pattern Provided by:

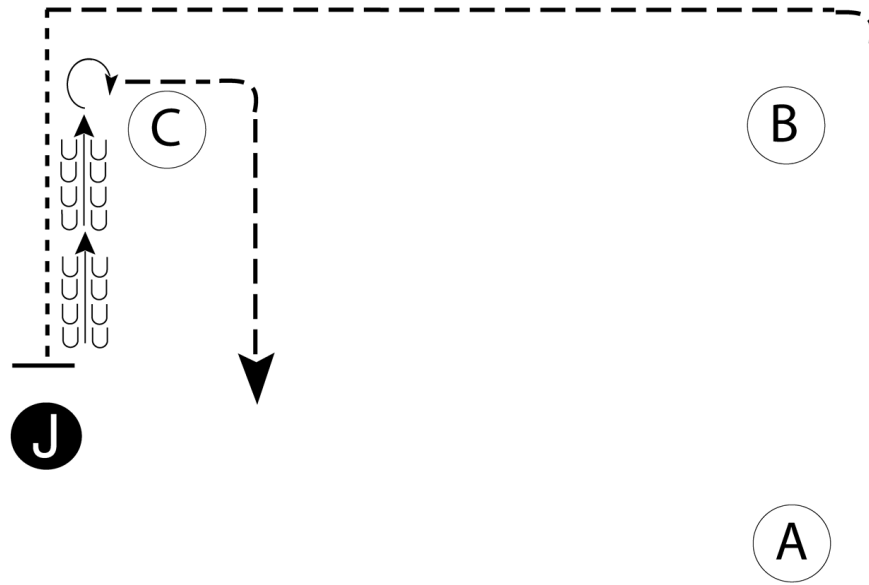
OMIQHA The Warm Up Show

Showmanship (13 & Under- 14-18 - Amateur - Select)

Show Date: April 13-14, 2019

w w w . H o r s e S h o w P a t t e r n s . c o m

w w w . H o r s e S h o w P a t t e r n s . c o m



Be ready at A.

1. Trot from A, around B and past C.
2. Break to a walk when past C.
3. Walk to the judge, stop and set up for inspection.
4. When dismissed, back past C.
5. Perform a 270 degree turn and trot around C to the exit.

- Walk -----
- Trot - . - . - .
- Back ← — — — — —
- Marker ○ B
- Judge ● J

Follow the instructions of your ring steward.

Pattern Provided by:

[S/2-50]

OMIQHA The Warm Up Show

Showmanship (Walk/Trot & Small Fry)

Show Date: April 13-14, 2019

w w w . H o r s e S h o w P a t t e r n s . c o m

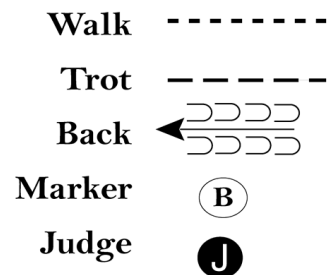
w w w . H o r s e S h o w P a t t e r n s . c o m



Be ready at A.

1. Trot from A, around B and past C.
2. Break to a walk when past C.
3. Walk to the judge, stop and set up for inspection.
4. When dismissed, perform a 90 degree turn and walk to the exit.

Follow the instructions of your ring steward.



[S/WT-50]

Pattern Provided by:

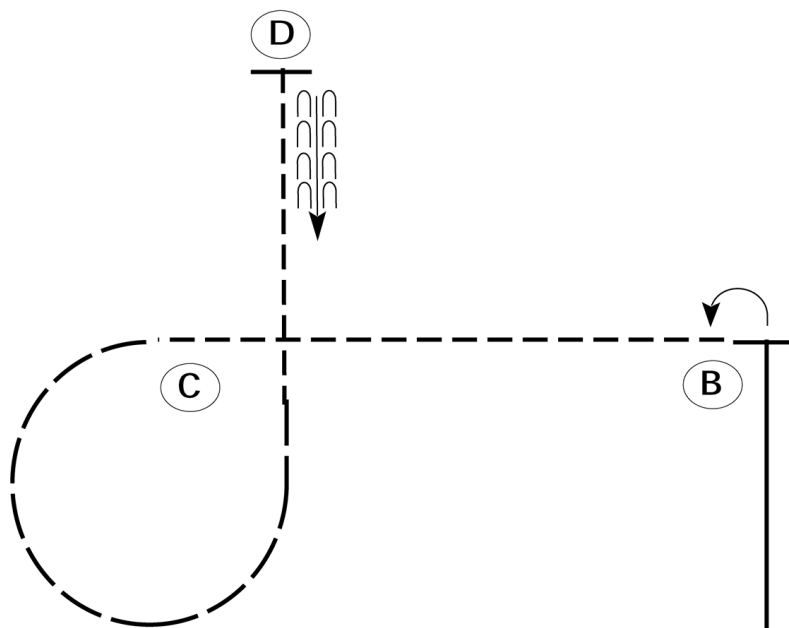
OMIQHA The Warm Up Show

Horsemanship (Level 1 - Youth & Level 1 Amateur)

Show Date: April 13-14, 2019

w w w . H o r s e S h o w P a t t e r n s . c o m

w w w . H o r s e S h o w P a t t e r n s . c o m












Be ready before A.

1. Walk to A.
2. Lope on the left lead past B and stop.
3. Turn 1/4 turn to the left.
4. Jog from B to C.
5. Extend the jog in a circle around C.
6. Jog from C to D.
7. Stop at D and back approximately one horse length.

Follow the instructions of your ring steward.

(A)

- Walk 
- Jog 
- Extended Jog 
- Lope 
- Leg Yield 
- Lead Change 
- Back 
- Marker 
- Sidepass 

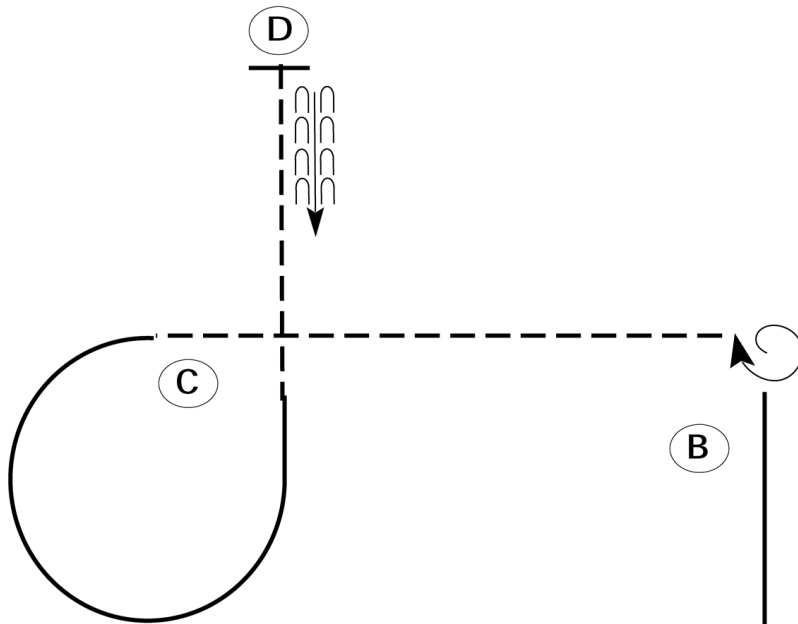
[WH/1-67]

Pattern Provided by:

OMIQHA The Warm Up Show

Horsemanship (13 & Under- 14-18 - Amateur - Select)

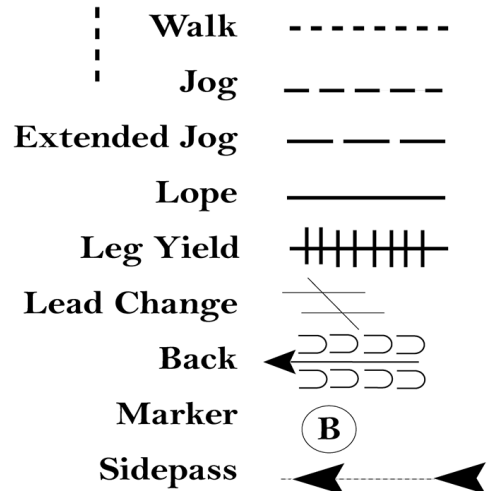
Show Date: April 13-14, 2019



Be ready before A.

1. Walk to A.
2. Lope on the right lead past B.
3. Spin 3/4 turns to the right.
4. Jog from B to C.
5. Lope a circle on the left lead around C.
6. Jog from C to D.
7. Stop at D and back approximately one horse length.

Follow the instructions of your ring steward.



[WH/2-67]

Pattern Provided by:

w w w . H o r s e S h o w P a t t e r n s . c o m

w w w . H o r s e S h o w P a t t e r n s . c o m

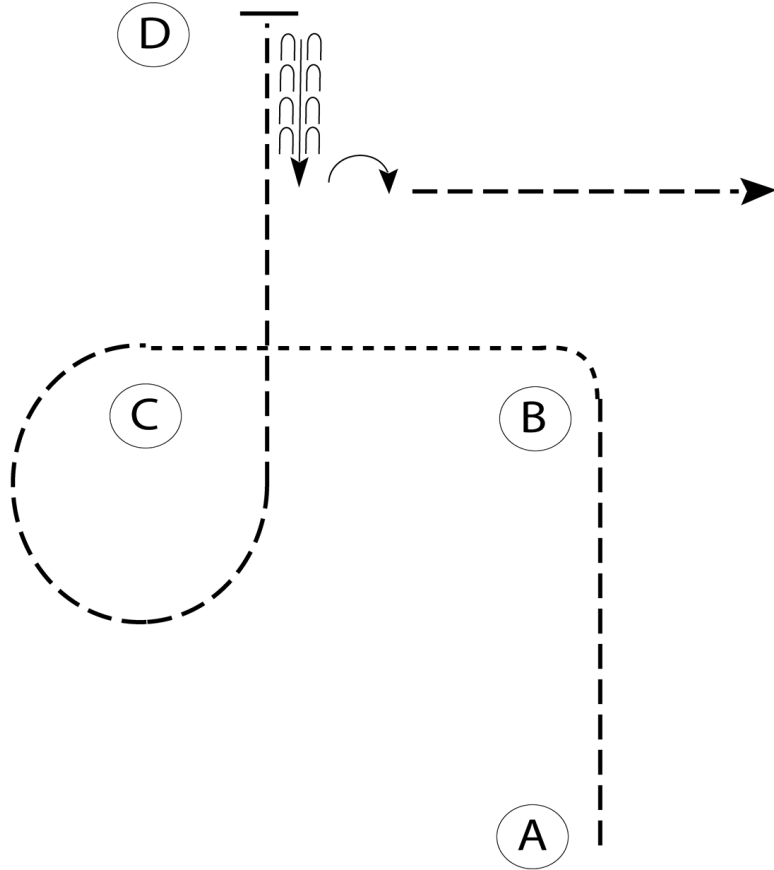
OMIQHA The Warm Up Show

Horsemanship (Walk/Trot & Small Fry)

Show Date: April 13-14, 2019

w w w . H o r s e S h o w P a t t e r n s . c o m

w w w . H o r s e S h o w P a t t e r n s . c o m



Be ready at A.

1. Jog to B.
2. Walk around B to the left and to C.
3. Jog at C around to D.
4. Stop at D and back approximately one horse length.
5. Turn 90 degrees to the right on the hindquarters and jog out.

Follow the directions of your ring steward.

Walk	-----
Jog	- - - - -
Extended Jog	— — — —
Lope	————
Lead Change	↘
Back	←
Marker	⊙ B

[WH/WT-78]

Pattern Provided by: