

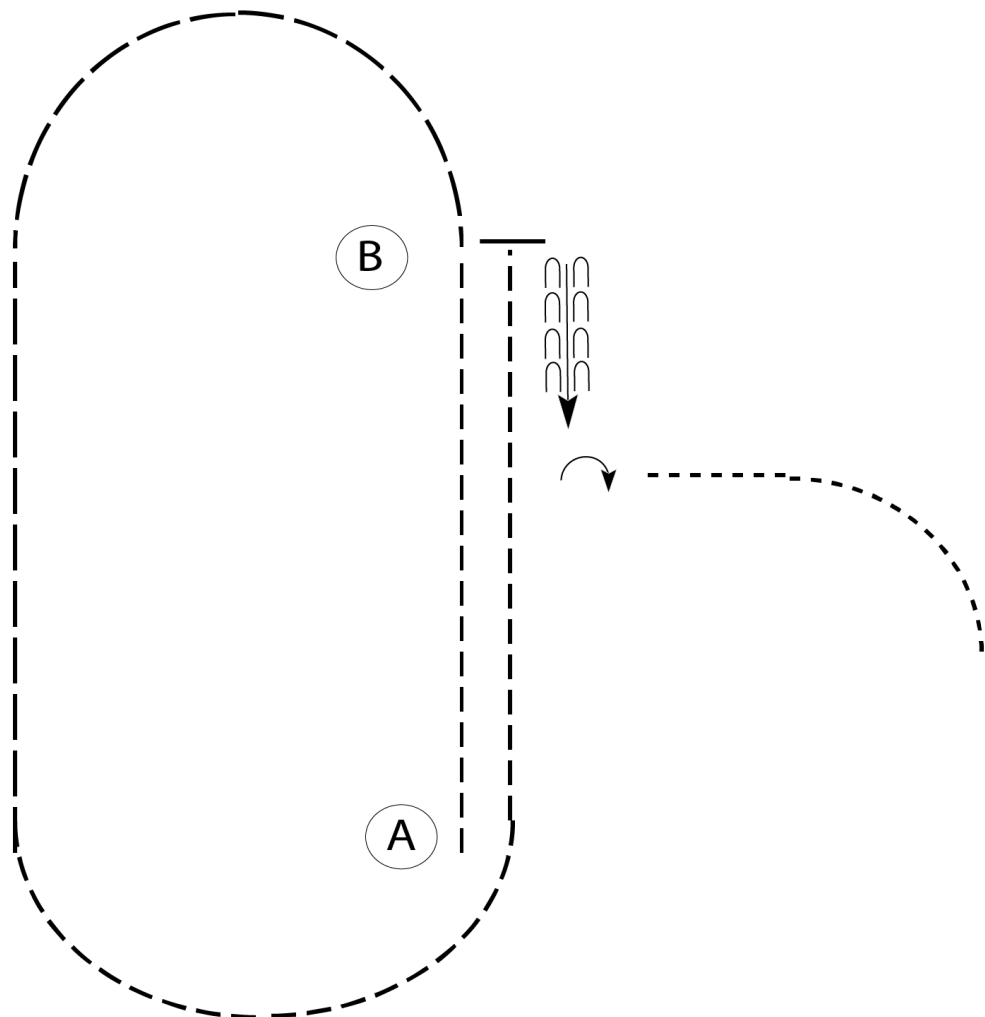
OMI

All Walk Jog Horsemanship

Show Date:

w w w . H o r s e S h o w P a t t e r n s . c o m

w w w . H o r s e S h o w P a t t e r n s . c o m



Be ready at A.

1. Jog from A to B.
2. Extend the jog in a half circle.
3. Continue the extended jog on a straight line until even with A.
4. Jog a half circle then a straight line to B.
5. Stop, back one horse length and perform a 90 degree turn to the right.
6. Pattern is complete. Exit at the walk.

Walk	-----
Jog	- - - - -
Extended Jog	— — — — —
Lope	
Lead Change	— / —
Back	← — — — —
Marker	⊙ B

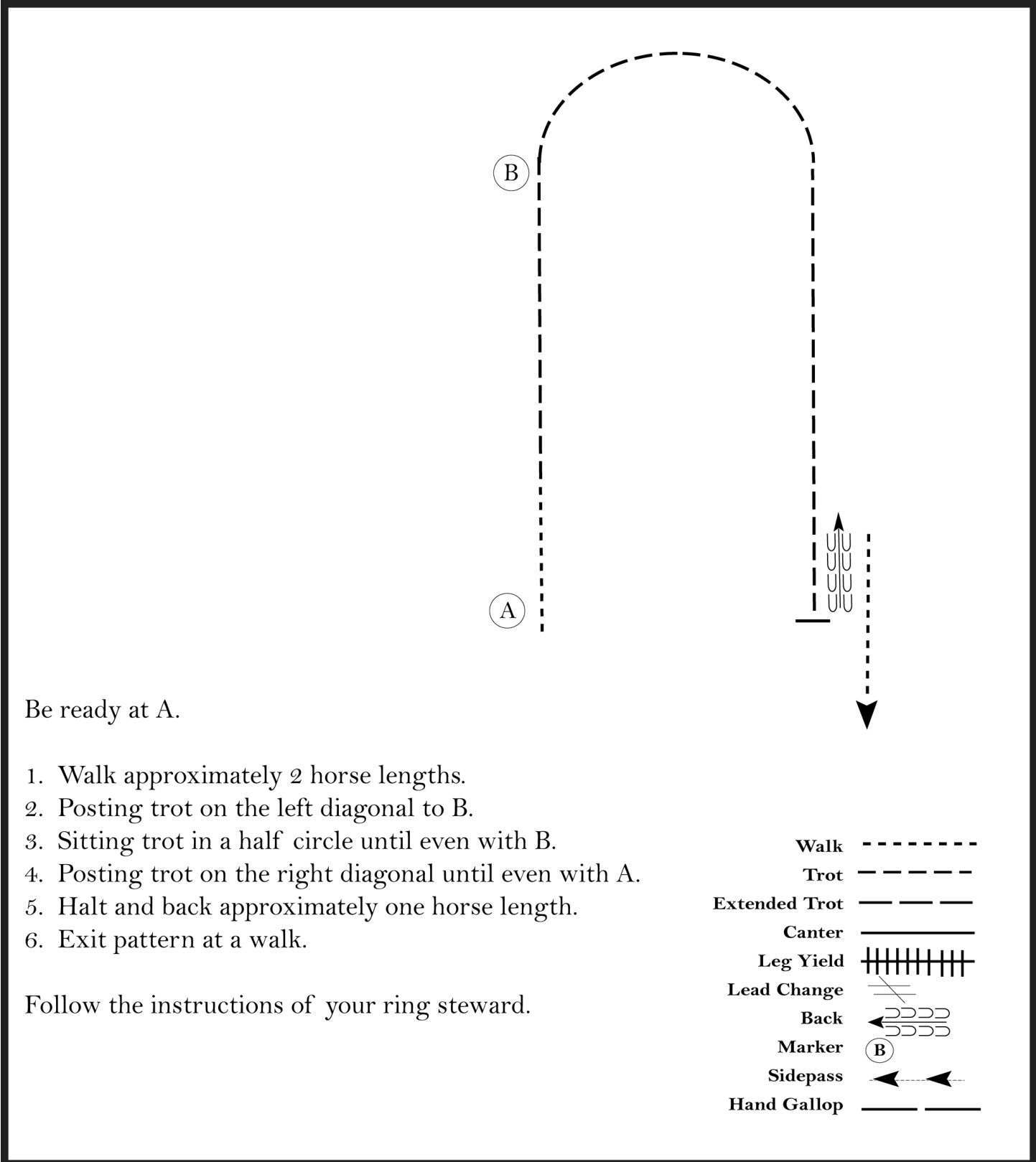
[WH/WT-109]

Pattern Provided by:

OMI

All Walk Trot Equitation

Show Date:



Be ready at A.

1. Walk approximately 2 horse lengths.
2. Posting trot on the left diagonal to B.
3. Sitting trot in a half circle until even with B.
4. Posting trot on the right diagonal until even with A.
5. Halt and back approximately one horse length.
6. Exit pattern at a walk.

Follow the instructions of your ring steward.

Walk	-----
Trot	- - - - -
Extended Trot	- - - - -
Canter	—————
Leg Yield	
Lead Change	///
Back	←←←←←
Marker	(B)
Sidepass	←- - - -→
Hand Gallop	—————

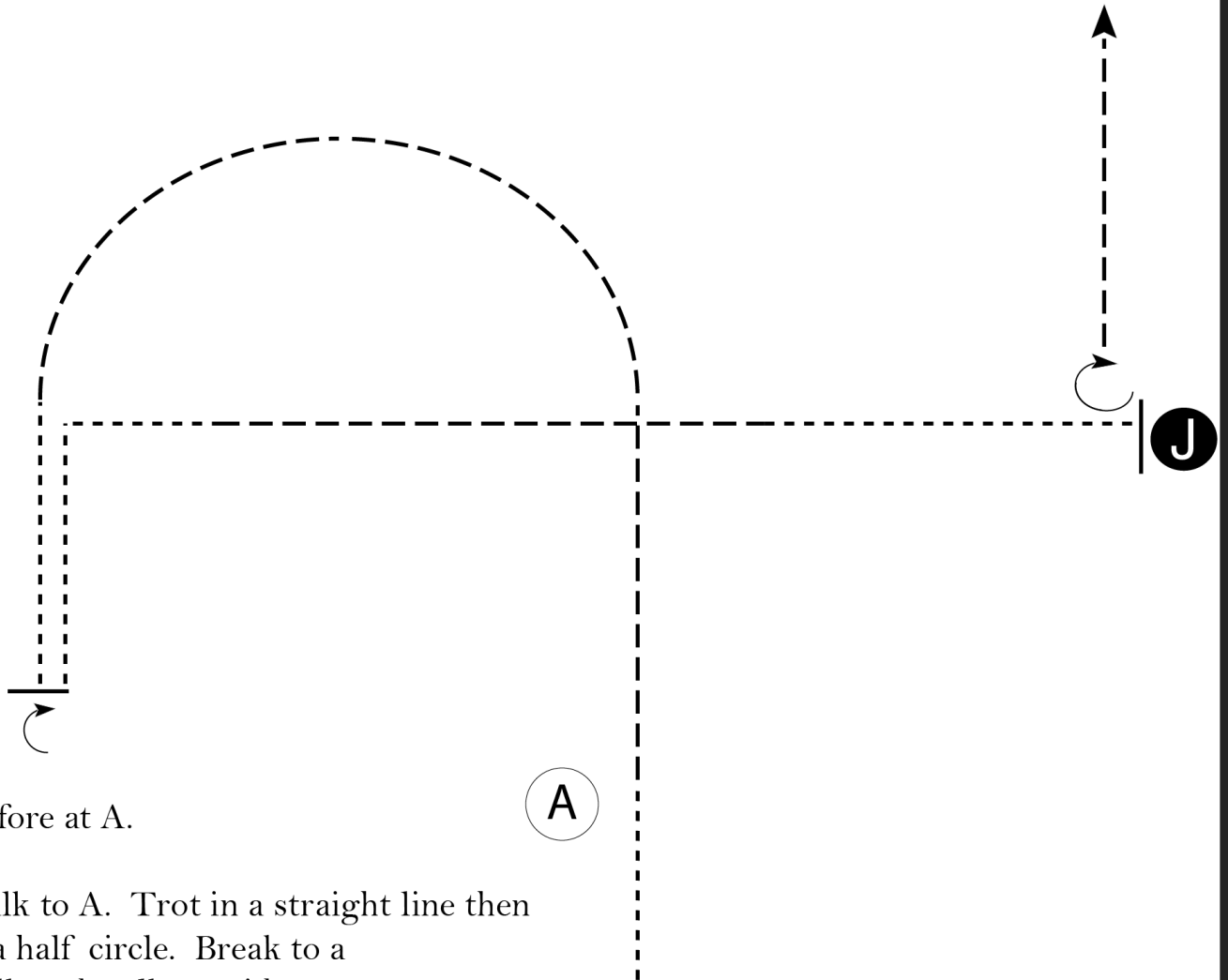
[HSE/WT-56]

Pattern Provided by:

OMI

Small Fry Showmanship

Show Date:



Be before at A.

1. Walk to A. Trot in a straight line then in a half circle. Break to a walk and walk 3 strides.
2. Stop and perform a 1/2 turn.
3. Walk a square corner then trot across center line then walk to Judge.
4. Stop and set up for inspection. When dismissed, perform a 3/4 turn and trot straight away.

Walk	-----
Trot	- - - - -
Back	← ⊞ ⊞ ⊞ ⊞
Marker	⊞
Judge	⊞

[S/WT-113]

Pattern Provided by: