

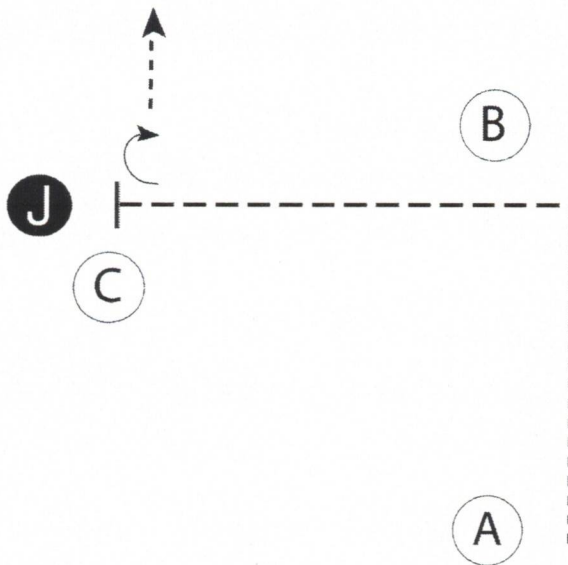
OMIQHA Stars and Stripes Spectacular

Showmanship (Small Fry)

Show Date: 06-26-2026

www.HorseShowPatterns.com

www.HorseShowPatterns.com



Be ready at A.

1. Walk from A to B.
2. Turn the corner just before B.
3. Trot to C and to judge as shown.
4. Stop and set up for inspection.
5. When dismissed, perform a 90 degree turn and walk away.

Follow the instructions of your ring steward.

Walk	-----
Trot	- - - - -
Back	←
Marker	⊙ B
Judge	● J

[S/WT-53]

Pattern Provided by:

The Judges

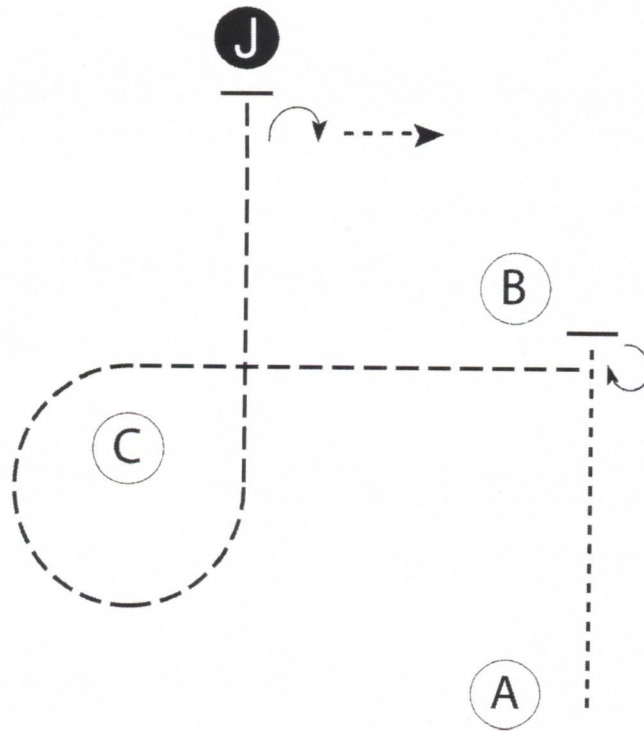
OMIQHA Stars and Stripes Spectacular

Showmanship (Level 1)

Show Date: 06-26-2026

www.HorseShowPatterns.com

www.HorseShowPatterns.com



Be ready at A.

1. Walk from A to B.
2. Stop just before B and perform a 270 degree turn.
3. Trot to and around C and to judge as shown.
4. Stop and set up for inspection.
5. When dismissed, perform a 90 degree turn and walk away.

Follow the instructions of your ring steward.

Walk	-----
Trot	- - - - -
Back	← ⊃ ⊃ ⊃ ⊃
Marker	⊙ B
Judge	● J

[S/2-53]

Pattern Provided by:

The Judges

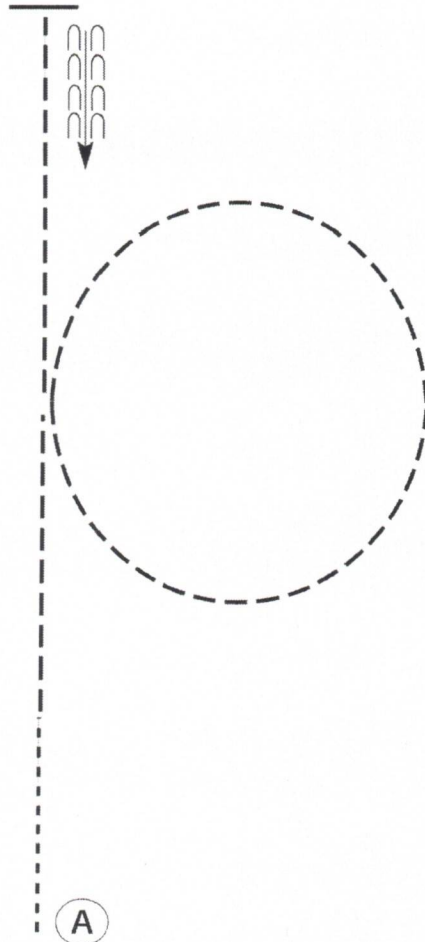
OMIQHA Stars and Stripes Spectacular

Hunt Seat Equitation (All Walk Trot/Small Fry)

Show Date: 06-26-2026

www.HorseShowPatterns.com

www.HorseShowPatterns.com



Be ready at A.

1. Walk for 3-4 strides.
2. Posting trot on the right diagonal for 6 strides.
3. Change diagonals and trot a circle to the right.
4. When at the center, sitting trot in a straight line for 6-8 strides.
5. Halt and back approximately one horse length.

Follow the instructions of your ring steward.

Walk	-----
Trot	- - - - -
Extended Trot	—————
Canter	—————
Leg Yield	
Lead Change	—/—
Back	← 3333 5555
Marker	⊙ B
Sidepass	← — — — →
Hand Gallop	—————

[HSE/WT-63]

Pattern Provided by:

The Judges

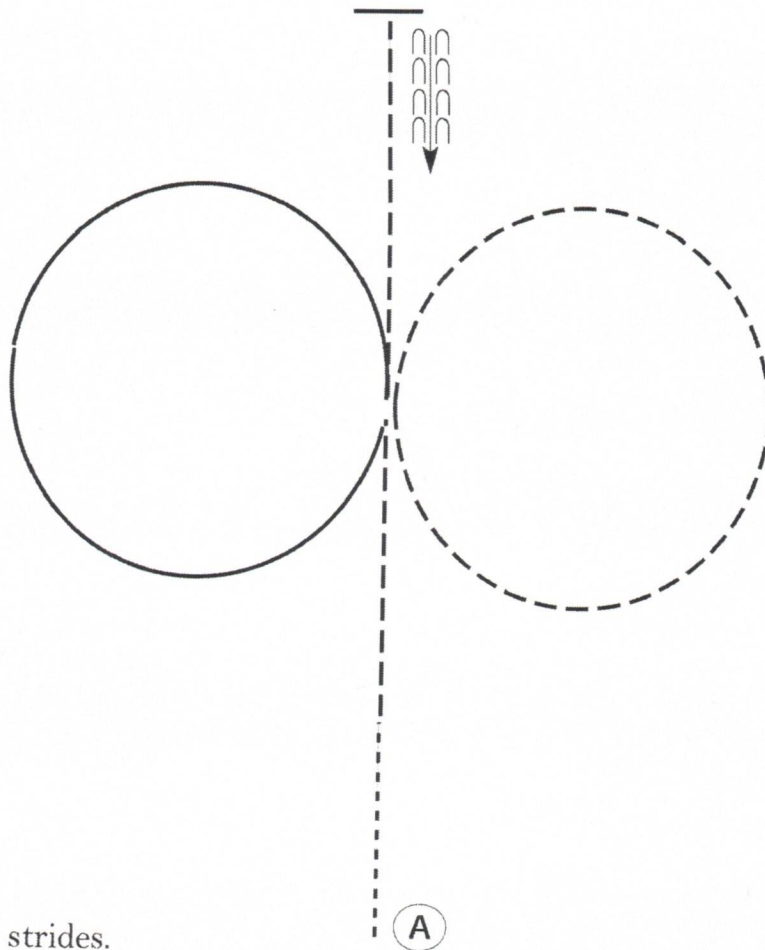
OMIQHA Stars and Stripes Spectacular

Hunt Seat Equitation (All Rookie)

Show Date: 06-26-2026

www.HorseShowPatterns.com

www.HorseShowPatterns.com



Be ready at A.

1. Walk for 3-4 strides.
2. Posting trot on the right diagonal for 6 strides.
3. Canter a circle to the left.
4. Trot a circle to the right on the left diagonal.
5. When at the center, sitting trot in a straight line for 6-8 strides.
6. Halt and back approximately one horse length.

Follow the instructions of your ring steward.

Walk	-----
Trot	- - - - -
Extended Trot	— — — — —
Canter	—————
Leg Yield	
Lead Change	— / —
Back	← C C C C C
Marker	⊙ B
Sidepass	← — — — — →
Hand Gallop	— — — — —

[HSE/1-63]

Pattern Provided by:

The Judges

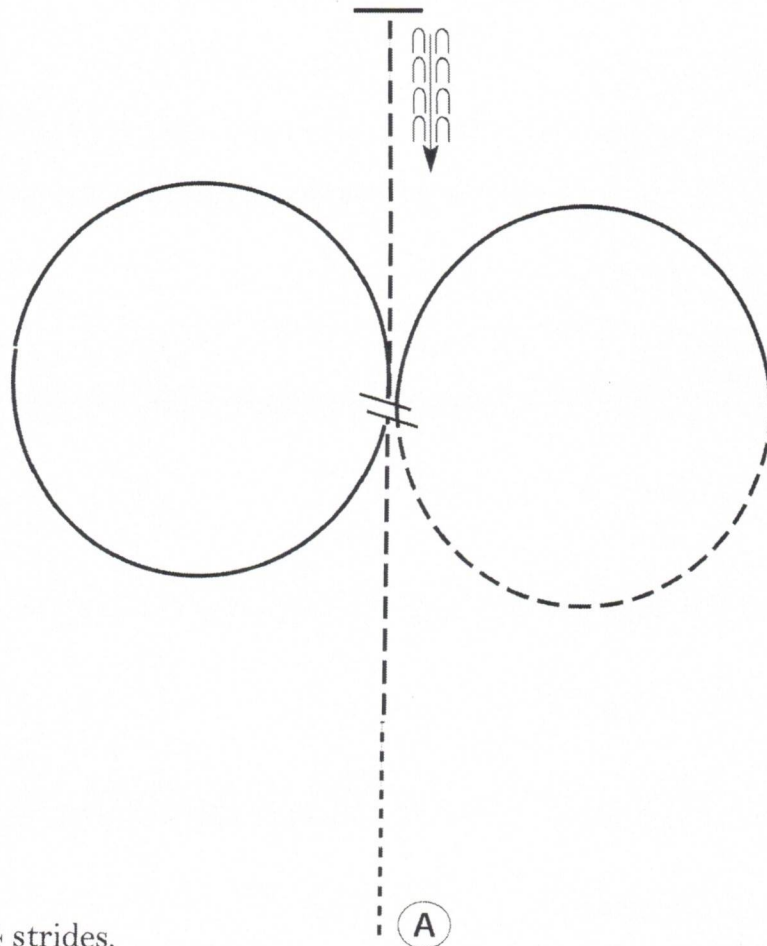
OMIQHA Stars and Stripes Spectacular

Hunt Seat Equitation (All Level 1)

Show Date: 06-26-2026

www.HorseShowPatterns.com

www.HorseShowPatterns.com



Be ready at A.

1. Walk for 3-4 strides.
 2. Posting trot on the right diagonal for 6 strides.
 3. Canter a circle to the left.
 4. Change leads at the center.
 5. Canter a half circle to the right.
 6. Close the circle at a posting trot.
 7. When at the center, sitting trot in a straight line for 6-8 strides.
 8. Halt and back approximately one horse length.
- Follow the instructions of your ring steward.

Walk	-----
Trot	- - - - -
Extended Trot	=====
Canter	—————
Leg Yield	
Lead Change	⚡
Back	←←←←←
Marker	Ⓚ
Sidepass	←→
Hand Gallop	—————

[HSE/2-63]

Pattern Provided by:

The Judges

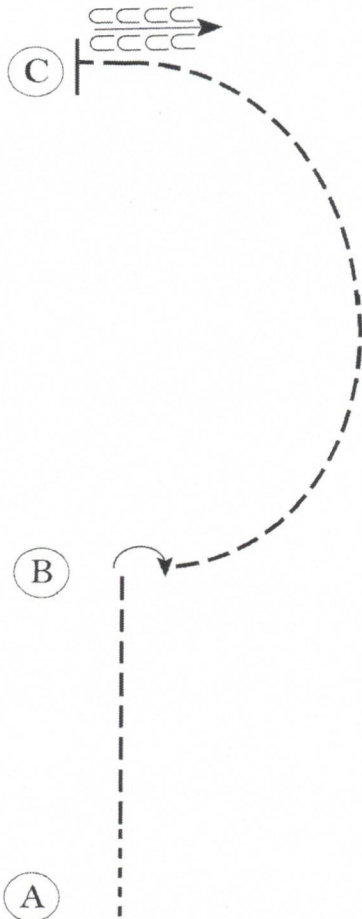
OMIQHA Stars and Stripes Spectacular

Western Horsemanship (All Walk Trot/Small Fry)

Show Date: 06-26-2026

www.HorseShowPatterns.com

www.HorseShowPatterns.com



Be ready at A.

1. Walk approximately 2 horse lengths from A.
2. Jog to B.
3. Turn 1/4 turn to the right.
4. Jog in a half circle to C.
5. Stop at C and back approximately one horse length.

Follow the instructions of your ring steward.

Walk	-----
Jog	- - - - -
Extended Jog	- - - - -
Lope	—————
Leg Yield	
Lead Change	— / —
Back	← ← ← ← ←
Marker	⊙ B
Sidepass	← ← ← ← ←

[WH/WT-59]

Pattern Provided by:

The Judges

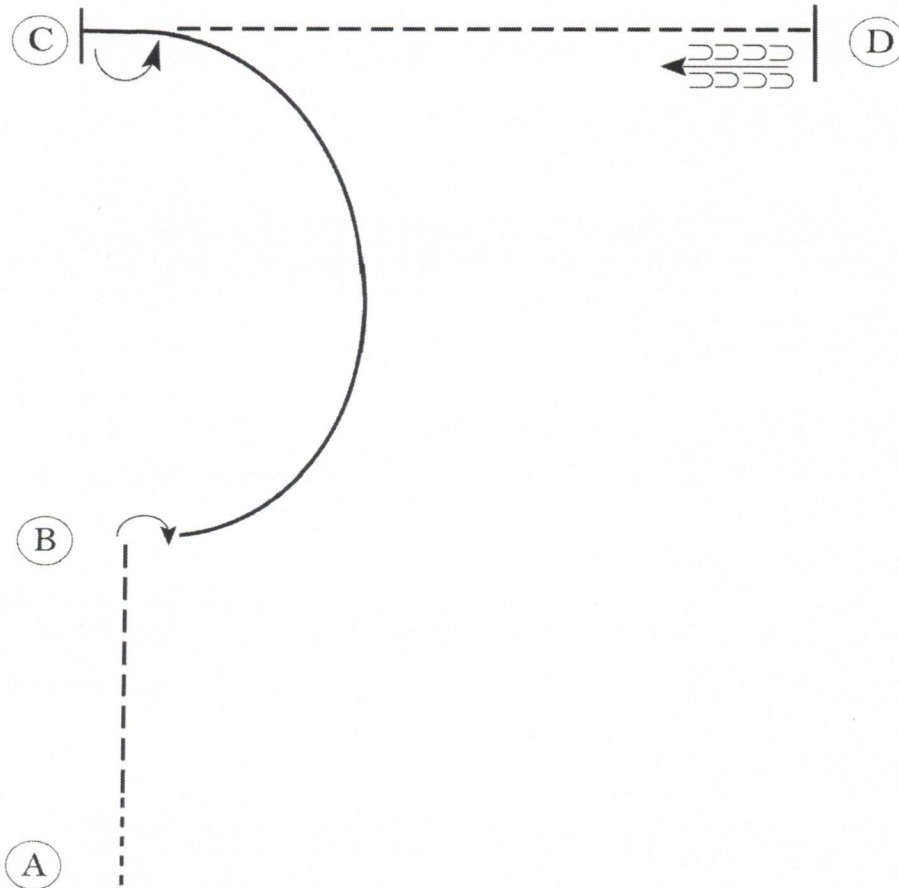
OMIQHA Stars and Stripes Spectacular

Western Horsemanship (All Rookie)

Show Date: 06-26-2026

www.HorseShowPatterns.com

www.HorseShowPatterns.com



Be ready at A.

1. Walk approximately 2 horse lengths from A.
2. Jog to B.
3. Turn 1/4 turn to the right.
4. Lope on the left lead to C.
5. Turn 1/2 turn to the left.
6. Jog to D.
7. Stop at D and back approximately one horse length.

Follow the instructions of your ring steward.

Walk
Jog	-----
Extended Jog	- - - - -
Lope	—————
Leg Yield	
Lead Change	///
Back	←←←←←
Marker	(B)
Sidepass	←←←←←

[WH/1-59]

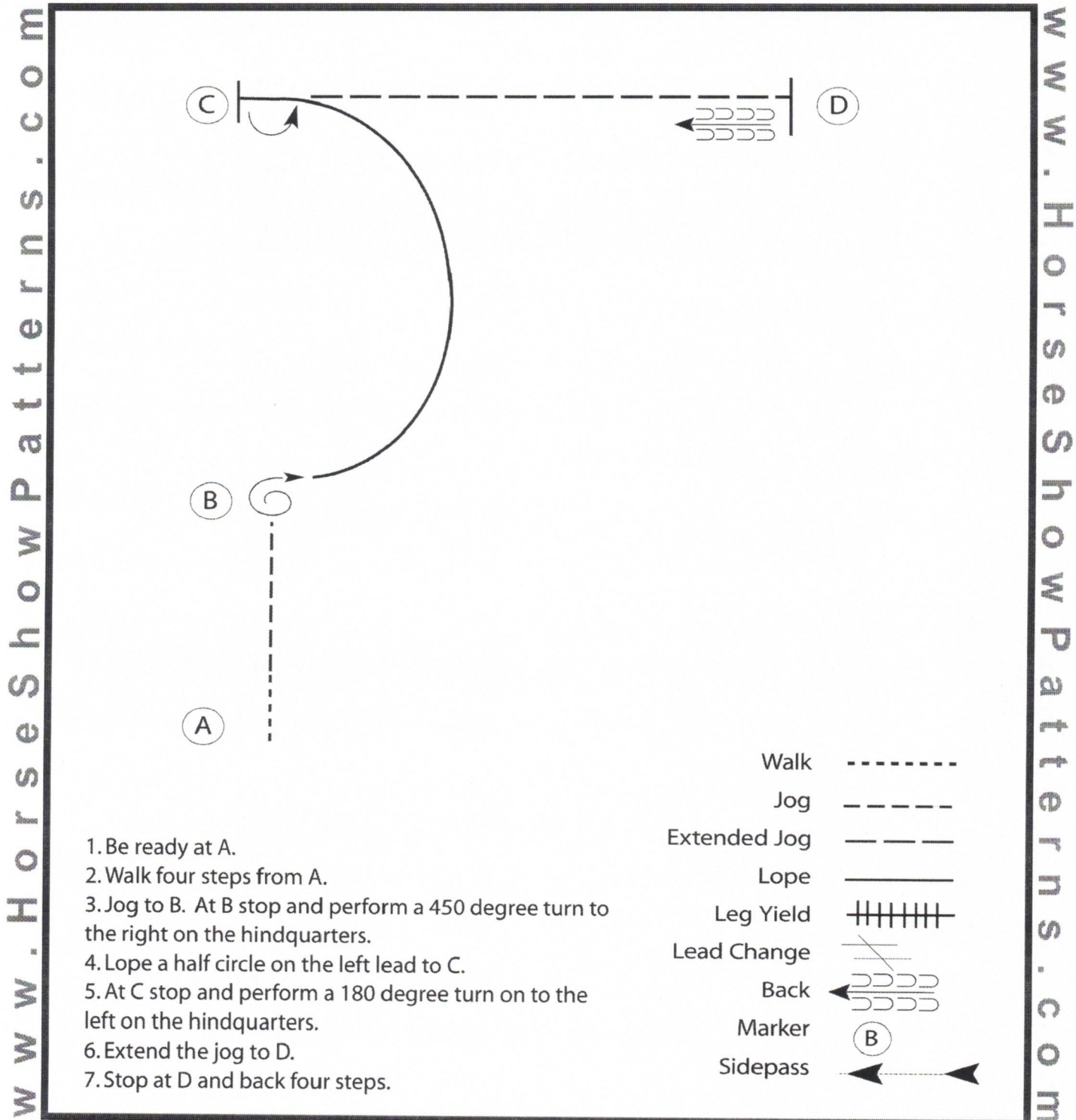
Pattern Provided by:

The Judges

OMIQHA Stars and Stripes Spectacular

Western Horsemanship (All Level 1)

Show Date: 06-26-2026



1. Be ready at A.
2. Walk four steps from A.
3. Jog to B. At B stop and perform a 450 degree turn to the right on the hindquarters.
4. Lope a half circle on the left lead to C.
5. At C stop and perform a 180 degree turn on to the left on the hindquarters.
6. Extend the jog to D.
7. Stop at D and back four steps.

Walk
Jog	-----
Extended Jog	- - - - -
Lope	—————
Leg Yield	
Lead Change	///
Back	←←←
Marker	(B)
Sidepass	←←←

[WH/2-59]

Pattern Provided by:

The Judges

