




THE SOUTH COAST ORCHID CLUB OF SA INC.

# Gazette

December 2019

Patron: Coralie Hills FAOC  
President: Michael Willoughby



South Coast Orchid Club Members

## AT A GLANCE

The next meeting of the South Coast Orchid Club of South Australia will be held on Wednesday 4th December 2019 at 8.00 pm at St. Bernadette's Church Hall, corner of Walsh Avenue and South Road, St. Marys.

### FEATURES OF THE NIGHT:

- Hall opens at 5.30 pm to bench your plants for judging.
- By 6.30pm please be seated for dinner.
- Special Guest invited of course is Father Christmas.
- 8.15pm Main meeting with Guest Speaker, our Patron Coralie Hills.
- **Monster Raffle:** please contribute by donating a gift you would like to receive yourself i.e. wine, nuts, ferns, orchids, plants etc. to help to make this night memorable.
- **Kris Kringle Table:** If you wish to participate please bring a gift to the value of \$6-\$10 marked for lady or gentleman to receive a gift in return.
- The Club will provide canned drinks and nibbles. BYO Wine.
- **BEGINNERS' GROUP:** There will be no class in December. The next meeting will be in March.

**JUDGING:** If you are not attending the Dinner, please have your plants benched by 7.40pm so Judging can commence at 7.50pm. If you are running late due to work commitments please phone Phil on 0438 891 612.

**DAYTIME CHAPTER:** The next meeting will be held at Lou Kesting Hall, off Broadway, South Brighton on Thursday 12th December 2019 at 2.00 pm. Our Guest Speaker will be John Gay.

**SOUTHERN REGION:** The next meeting will be held at 2.00 pm on Sunday 15th December 2019 in Carrickalinga House, 17-19 Torrens Street, Victor Harbor. Our Guest Speaker will be Graham Zerbe speaking on Cattleyas. Learners Group will be taken by John Gay.

**LUCKY NAME BADGE:** Make sure you wear your Name Badge to meetings, you may win a prize.

**PUBLIC LIABILITY:** Under Insurance Guidelines all members and Committee attending any function or meeting held by the Club must sign and print your name on an Attendance Sheet.

**DEADLINES FOR NEXT GAZETTES**  
26 January and 23 February



Website: <http://www.scocsa.net>  
E-Mail: [lucys18@bigpond.com](mailto:lucys18@bigpond.com)  
Phone: Lucy (08) 8381 4420  
Mobile: Lucy 0409 642 352  
Address: 6 David Street Happy Valley 5159  
ABN 83 245 384 076



## YOUR COMMITTEE FOR 2019

<b>PRESIDENT:</b>	<b>Michael Willoughby</b>	<b>0479 162 527</b>
<b>SENIOR VICE PRESIDENT:</b>	<b>Malcolm Manglesdorf</b>	
<b>VICE PRESIDENT:</b>	<b>Kevin Western</b>	
<b>SECRETARY:</b>	<b>Lucy Spear</b>	<b>0409 642 352</b>
<b>TREASURER:</b>	<b>Anne Steer</b>	
<b>COMMITTEE:</b>	<b>Donna Meeuwsen, Oui Ju, Jim Fogarasi, Christine Robertson, Craig Humfrey, Geoffrey Spear, Craig Dicker</b>	

### **NON COMMITTEE POSITIONS:**

<b>Registrar</b>	<b>Phil Steer</b>
<b>Editor</b>	<b>Christine Robertson</b>
<b>Web Master</b>	<b>Michael Willoughby</b>
<b>Librarians</b>	<b>Raelene Gardner (Main Meeting) Diane Cawley (Southern Region)</b>
<b>Photographer</b>	<b>Neil Cooper</b>
<b>Convenor S. R. Group</b>	<b>Geoff Spear</b>
<b>Convenors Daytime Chapter</b>	<b>Barbara Almond, Patty Abell</b>
<b>Convenor Main Beginners Gr.</b>	<b>Craig Humfrey</b>



### **LIFE MEMBERS**

\* denotes Member who has passed away.

1978 Dulcie Grave *	1986 Harry Viney *	2009 Don Biebrick
1978 Leora Harvey	1986 John Nicholls	2009 Henk Van Leuveren*
1978 L. & H. Poole*	1989 Helen Edwards	2010 Dorothy Carassai
1978 Ellie Shaw*	2003 Norman Gitsham	2011 John and Bev Gay
1979 Syd Monkhouse	2005 Merve Steele*	2012 Noel Oliver *
1979 Bernie Hanson*	2005 Shirley Steele	2015 Lesley Fenton
1981 Lois Hanson*	Circa Tony and Toshy Deonnio*	2015 Rod McRedmond
1981 John Leeder*	2007 Ron and Irene Parish	2018 Kevin Western
1985 Brenda Lynch	2007 Murray Baulderstone *	This list is still being
1985 Bubs Gready *	2008 Geoff and Lucy Spear	compiled.

### **SUBSCRIPTIONS:**

Subscriptions for 2020 are soon to be due. There will be no increase in subscriptions for 2020. We do value your membership and seeing you at meetings each month.

#### **RATES – One membership covers all groups**

<b>Family Membership</b>	<b>\$38.00</b>
<b>Single Membership</b>	<b>\$30.00</b>
<b>Junior Membership</b>	<b>\$22.00</b>

#### **Rural and Interstate Membership**

<b>Family Membership</b>	<b>\$34.00</b>
<b>Single Membership</b>	<b>\$28.00</b>

Gazette copies printed by



**Carolyn Power MP Member for Elder**

Phone 08 8374 1939 Email: [elder@parliament.sa.gov.au](mailto:elder@parliament.sa.gov.au)  
 Website: [carolynpower.com.au](http://carolynpower.com.au)  
 2/212 Belair Road, Hawthorn SA 5062  
 PO Box 316 Mitcham Shopping Centre SA 5062



## President's Message

On behalf of your Committee, I would like to wish you all a very Merry Christmas and a very Happy 2020. This year proved to be another year of difficult flowering in terms of having flowers in time for each of our Shows and once again your beautiful plants were there for the interested public to see and at times be in awe of them.

*Sarcochilus* night was once again a great success with around 70 plants benched for the *Sarcochilus* competition, slightly down on the previous year. However if the *Sarcochilus* plants benched on the Divisional tables are counted there were well over 80 plants to see. This year Oui Ju and myself won the George & Patty Abell *Sarcochilus* trophy. This breaks the run of a 'Kevin' winning the trophy. The winning plant was *Sarcochilus* George Colthup 'Mouliache' AM-ACM/AOC.

Don't let our mild November that we have experienced take your eyes off your plants with perennial nasties, i.e. Spider Mites. They thrive in hot dry weather and they can decimate a collection very easily if we do not stay vigilant (as well as all the other nasties that love our prized plants).

The December meeting is our Christmas meeting and a special guest (can you guess) may make an appearance. Our patron Coralie Hills will be our guest speaker for the evening, Coralie has wide experience with orchids and I'm sure her presentation will prove to be interesting.

I would like to thank everyone who has helped during the year for a job well done. Without your help it would not be possible to enjoy the year that we have had. It is always appreciated by the members and your committee.

I wish you all a Merry Christmas and a Happy and Safe New Year.

Successful growing and showing

*Michael Willoughby*



## Happy Birthday .....

**DONNA MEEUWSEN, GEORGE MISIRLIS,  
ERNA VAN LEUVEREN, LEON CROWHURST,  
CRAIG HUMFREY, VERA BASTIAN,  
RAELENE GARDINER, JANET ADAMS,  
GORDON NINNES, REG CLIFFORD, MIKE MILICEVIC,  
BOB CLAYTON, HELEN FOSTER, JOHN GAY**



Is your name in the Birthday Book ??



## **ORCHID CALENDAR 2019/20**

### **MAIN GROUP CHRISTMAS DINNER**

Wednesday 4th December 2019 Guest Speaker Coralie Hills  
Details are on page 4 of this Gazette.

### **SOUTHERN REGION CHRISTMAS DINNER**

Sunday 8th December at the Hotel Victor, The Esplanade  
Overlooking the Sea.

### **DAYTIME CHAPTER**

Thursday 12th December 2019  
Guest Speaker John Gay

### **SOUTHERN REGION**

Sunday 15th December 2019  
Guest Speaker Graham Zerbe Cattleyas

### **JANUARY BBQ**

Wednesday 15th January 2020  
BBQ. Bring along your orchids. Tonight you are the judges.

### **MAIN MEETING**

Wednesday 5th February 2020 Annual General Meeting  
Guest Speaker Kyle Howard on Terrestrials

## **CHRISTMAS DINNER – DECEMBER MEETING**

**Wednesday 4th December 2019**

As in previous years, the main course will be catered for by

**TEXAS BULL MACHINE.**

Christmas Dinner will commence at 6.30pm sharp with Main Meeting at 8.00pm.

The Club will provide nibbles and cans of drink. You may BYO wine, spirits and beer.

Members who would like to attend should let Anne know as soon as possible so we can organize the catering. Cost \$28.00 per head.

**NOTE:** Payment will be required prior to the December Meeting. There will be **NO** payments accepted on the Night. You may pay directly to the Club's bank account, using your grower's number as reference.

**Bank Details: South Coast Orchid Club**

**BSB 105 145**

**Account No. 545457040**

### **DELUXE SMORGASBORD MEAL**

**WHOLE BAKED SNAPPER**

**S.A. PRAWNS**

**CHAMPAGNE LEG HAM**

**ROAST TURKEY**

**SALAMI, CABANA AND METTWURST**

**SAUCES, ROLLS AND BUTTER**

**DESSERT WILL BE PROVIDED BY THE CLUB**

**Disposable plates, real cutlery, Christmas serviettes.**

**Please bring a gift to receive a gift.**

**Something you would like to receive yourself.**

**Father Christmas has been invited.**

**Our Patron Coralie Hills has been invited.**



**BARBEQUE**  
**WEDNESDAY 15th JANUARY 2020 6.30PM**  
**AT ST. BERNADETTE'S CHURCH HALL**

How nice to start the year off with your Orchid friends. No meeting, just a fun time with your mates. The Club will provide BBQ meat. \$2 per person will be charged to defray this cost. Could you please just bring a salad or finger food dessert. You may BYO as long as alcohol is consumed inside the Hall but please bring your own wine glass.

If you have an Orchid plant in flower, bring it along and you can enter it for popular vote. As the Judges are on holidays, you, the members will be the Judges. It costs 50cents to enter and the owner of the plant which wins the popular vote will receive the total entry money. If it a draw then the monies will be shared.

**END OF YEAR BUSINESS**

**TROPHIES AND LIBRARY BOOKS:**

Please return all trophies to the Secretary at the November meeting or as soon as possible.  
 Please return all library books to Raelene before the December meeting for our annual stock take.

**NOMINATIONS FOR COMMITTEE:**

At the close of the December meeting we need nomination forms filled in by members nominating other members for Committee positions. See page 20 of the November gazette for nomination forms or pick some up from Lucy at the meeting. Most positions to be vacated can be re-nominated.

**SUBSCRIPTIONS:**

Subscription Renewal sheets have been included with this gazette.  
 The Treasurer will accept payments for subscriptions at the December meeting.

**CAN YOU HELP YOUR CLUB IN 2020?**

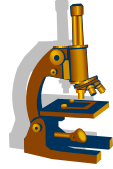
November is the time to think about becoming a Committee member. The following Committee positions will become vacant in 2020: 1 Committee member.

Committee members are expected to be committed to the South Coast Orchid Club by assisting the Club to continually grow and to promote orchids. The responsibilities that the Committee members are required to assist with are:

- Being available for the main meeting 1<sup>st</sup> Wednesday of the month and Committee meetings on the 2<sup>nd</sup> Wednesday of the month 7.00 – 10.30pm.
- Remaining after the main meeting to help clean up the hall and kitchen.
- Helping at our Shows by manning the trading table between 7am and 9pm. A responsible person must be in charge at all times during shopping hours e.g. Lucy,
- Assisting in transporting trestles etc. on Friday prior to Show to Shopping Centre.
- After judging on the Saturday of the Show, assisting with transporting props and plants to Show location.
- Assisting with putting in and taking out of the Show.
- Having a knowledge of orchids and a rapport with people so that the public can be helped when purchasing from the trading table.

**If you are interested in becoming a Committee member or can assist in any way please ring Lucy on 8381 4420.**

**Western Orchids / Laboratories Coromandel East, South Australia, 5157**  
**P.O. Box 276, Blackwood, S.A. 5051**  
**Mob 04120 642 215. Email [kevin@westernorchids.com.au](mailto:kevin@westernorchids.com.au)**



### **DEFLASKING ORCHIDS © Kevin Western**

#### **PREAMBLE**

Deflasking is the name given to the process where seedlings or clones that have been growing in a tissue culture flask are removed from the flask and transferred to grow on in pots of suitable growing medium and cared for under suitable conditions or where they are taken from the flask and fastened on to suitable mounts and cared for under suitable conditions.

While in the flask, the small orchid seedlings or clones experience sterile growing conditions and quite high humidity and there is a popular and absolute misconception that these sterile and humid conditions must be maintained upon their removal from the flask. This is NOT the case and this misconception generally results in the death of those plants.

The flasks of medium and orchids must be sterile because, if they weren't, bacteria and fungi, so commonly found absolutely everywhere on this planet, would take over the medium, poison the medium and take over and destroy all the orchids in the flask.

In nature, orchid seeds are actually germinated by special naturally occurring fungi and actually depend on them to survive at first. There is no need, repeat; no need to attempt to raise your seedlings in an imaginary microbe free state brought about by applying fungicides or anti-bacterials to them after deflask. I suspect a lot of failures are at least partly due to the use of such treatments.

It is obvious to anyone examining a flask that the environment within is very humid. There are recondensed water droplets on the inside of the flask. True it is humid but that just happens because the medium is about 90 – 97% water and some evaporates and then condenses on the glass, runs back down to the medium and evaporates over again and so on. The humidity is unavoidable and is not brought about by any contrived process other than the laws of nature. The seedlings don't need to have near 100% humidity after deflask. The Bull here is that some people will advocate that after deflask, those seedlings continue to need to be kept in near 100% humid environment. Not so at all in most cases. Most will be fine in your regular growing area unless it's particularly inhospitable. Conversely some of the known difficult ones such as Phrags, multifloral Paphs, Dendrobium cuthbertsonii may initially benefit from a mini greenhouse or cover over the pot.

Another problem of significant concern is that a great many orchid tissue culture laboratories can't or don't bother to grow their seedlings or clones to a decent size or stature for deflask and this is a particular problem where, even if you have ideal conditions and practices for deflasking and growing them, they are almost certainly doomed to failure because they are so puny. We see lots of flasks from other labs where the seedlings are just 'elongated pieces of green spaghetti with the occasional leaves on them'. Avoid purchasing such rubbish. Those laboratories don't know how to do their work properly. Avoid also those who produce flasks with many tens to 100's of cramped, tiny seedlings per flask as they will all die – expect 100% death. Better to pay the same or more for flasks containing less but sturdy, well-formed seedlings where near 100% survival after deflask is probable.

It is possible to grow 30-40 cymbidium seedlings or clones to a good size and stature in a 750mL flask containing about 160-180mL of medium with most plants doing very well and ok for deflask. Conversely only 12-15 sarcocylus seedlings will grow to ideal deflask size and stature in exactly the same flask. Cattleya and Phalaenopsis fall somewhere in between that while the oncidium alliance tend to be like the cymbidiums.

#### **TIME TO DEFLASK**

Most epiphytes can be deflasked just about any time of year in a fairly high proportion of cases but there are more ideal times of year than others and it is best to deflask if possible when the plants would be coming into active growth. All orchids have distinctive seasons in nature, these should be observed for optimal results. "Google it". It's not always intuitive as to which season is best. Some experimentation may be necessary. If in doubt, the start of their growing season may be best. Some prefer to be deflasked during winter so they can toughen up without drying stress to slow them down. Some will be guaranteed to die if deflasked in winter and prefer a mid-Spring deflask or perhaps a bit later so they will get under way quickly.

The terrestrials and deciduous orchids such as *Catasetum* alliance do best only when deflasked while they are really in active growth in the flask which is late spring – early summer for us. They also must be of good size and sturdy plants in the flask to have high survival at deflask. Best check with someone in your area who has already been successful in deflasking them or do lots of research and relate that to your own conditions.

Ignore the idiots who preach that if the flask is so jostled during postage to you that the agar will burn the leaves – this is absolute bullshit to put it mildly and such persons need to be completely ignored! More bull is to leave the seedlings in flask under poor light and so long that they start to go backwards and then deflask them. That's a formula for failure.

## **DEFLASKING - THE PROCESSES**

### **REMOVAL FROM FLASK**

Conical flasks or flasks that have necks significantly smaller than the rest of the flask require smashing the flask to get the seedlings out. I wrap them effectively in newspaper and break the glass with a hammer to get them out. I won't use that type of flask for that very reason and for other reasons.

Plastic imitation Whiskey bottles so commonly used by Asian laboratories can just be cut open carefully to get your seedlings out.

My own flasks/jars have a neck that is only a little smaller than the plug of roots and medium so they generally slide out quite easily. Occasionally *Sarcophilus* seedlings in particular will have made such an extensive root mass that they won't slide out without damage so I then wrap in news-paper and break the flasks in those instances.

Adding water to the flask makes removing the seedlings much easier and depending on what your tap water supply is like that or rain water is good for the process.

Unless you are deflasking truly tropical orchids and your water supply is very cold, there is no need to use tepid or warm water as the plants may naturally be accustomed to that water temperature in their native habitat anyway.

### **REMOVING AGAR AND POTTING UP**

Washing the agar/medium off the roots is easily done using the water supply and a hose fitted with a typical garden watering gun. I set it to "shower" or 'flat' for good results.

Just hand hold the plug of plants and agar or put it in a wire mesh basket lined with 50% shade cloth and gently to vigorously, depending on the hardiness of the seedlings concerned, blast the agar away. Getting rid of most of the agar seems preferable because rats, mice and other critters can be attracted to the smell of the agar and come and damage your plants for you. Any difficulty to remove agar may best be left in place rather than risk excessive damage to the root systems. A small amount of damage to leaves or roots will not have significant impact on their survival but is best avoided if possible.

Generally, try to tease the seedlings apart from each other before grading them according to size and stature for potting up or mounting but in some cases it's obvious that attempts to separate them will do more damage than good so just plant them all in a community pot and separate them after a year or so of growing together. The epiphytes that must be grown on mounts are rarely too tangled together to be separated but if they are, then remove any dead ones and put the plug of seedlings on a pad of sphagnum moss in a tray about 120mm deep and place that under good light and suitable air movement to harden off and be separated later on. Remember to fertilise them regularly with fluid fertiliser so they can grow.

From now on the aim is to protect them enough so they don't dehydrate and perish, to give them enough light to start to grow but not so strong that they are burned by it, enough water that they remain properly hydrated but not so much that they rot, enough protection from drying but not so humid that lack of air movement leads to rot, medium or mount material that you know will grow that species or genus or family of orchids and weak, balanced fertiliser at each watering so they have some nutrition to grow on.

A hot-bed may be of value at first but is not necessary in most cases. Commercial nurseries are likely to use these to hasten growth to saleable size but you may not need to do so.

No fungicides or antibacterials are needed. If you need them you're doing it wrong! In my opinion, if you need to use antifungal or antibacterial sprays to control rot in deflasked orchid plants, then your growing conditions for the deflasked seedlings need to be improved or you are just shutting the gate after letting the horse bolt in the first place. Some growers swear that the use of products such as "Envy" or 'Vapour Guard' are essential in getting their deflasked seedlings to survive but I don't find that is so. However, if you are convinced of their value then remember to dip the leaves and bulbs only but don't dip the roots as this will prevent them from taking up moisture

from the mount or the potting mix. Some seedlings just seem to attract mites and other nasty critters. A puff of surface spray or a systemic pesticide may be needed if a problem arises.

**WHEN DEFLAKSING, THE AIM IS TO PROVIDE A SUFFICIENT LEVEL OF PROTECTION IMMEDIATELY AFTER DEFLASK TO SUPPORT THE SEEDLINGS WHILE THEY HARDEN UP, BUT TO HAVING THEM GROWING ALONGSIDE THEIR PEERS, WHEREVER THEY ARE BEING GROWN, IN THE SHORTEST TIME POSSIBLE WITHOUT KILLING THEM FROM ROT OR DEHYDRATION, OVER OR UNDER FERTILISING OR LACK OF LIGHT AND AIR.**

### **POTTING MEDIUM**

I generally do very, very well using good sphagnum moss to pot up the deflasked seedlings: Sarcochilus, Cymbidium, Oncidium alliance, Zygopetalum alliance, Stanhopea alliance and numerous other, normally pot culture loving orchids. So good in fact that Sarcochilus seedlings grown to decent size in the flask and taken out in late February to very early April here in the southern hemisphere and put straight away into the Sarcochilus shade house under good sun light, may produce flower spikes and flower in the same year. Sphagnum is expensive but first year survival and growth is very good and at first repot they then go into whatever you find cheapest and best for the genus concerned.

If sphagnum moss is used, then you must ignore the **completely idiotic** suggestion to use tightly packed moss. I find that just enough well teased and then very loosely packed moss to just support the seedlings gets absolutely excellent results. Potting up can be as a community pot or in single pots depending on the size and stature of the seedlings involved.

Generally, any potting medium that suits mature plants of the same species, genus or family of orchids should also be ok for your deflasked seedlings. Perhaps a slightly finer grade is better at first.

### **MOUNTING ORCHIDS**

Some genera seem not to grow in any situation except when mounted. Some prefer to be mounted direct on to naked cork with all roots in contact with the bark or other suitable material while others want only the terminal 1-3 cm of the roots tied to the mount and the plant itself not in contact with the mount at all. Some prefer to be mounted over a pad of live moss. Some prefer to be mounted with a pad of moss over their root system. Unfortunately, what the plants prefer in your environment will only be discovered more or less by trial and error. Reference to successful growers in your area may be of help.

### **FERTILISING**

This is a very personal thing and will depend on what is giving you good results already. They must be fertilised and ideally quite regularly to have any chance to survive and grow quickly for you.

In my opinion, Sphagnum moss must only be fertilised with weak soluble fertiliser solutions else use of solid fertilisers such as blood n bone, chicken manure based products or slow release, pellet type fertilisers seem to be an absolute disaster with sphagnum.

Conversely, typical bark, coconut, perlite, vermiculite, etc., potting mixes don't suffer that problem and normal fertilising can be done according to your previous successful experiences. Always remember frequent weak fertilising seems safest. For soluble fertilisers, Don't exceed 500 PPM; that is about one level teaspoon of products such as or similar to Aquasol, Thrive, Campbells products etc, etc per 10 Litres of rain water.

My own experience with Campbells "19 Carat" fertiliser has been good where 4-5 waterings are done with that then the next with a 50/50 mix of Calcium Nitrate / Magnesium Nitrate mix at the same rate for the next watering then back to the "19 Carat" and so on. This provides absolutely everything the plants need. Occasional use of Seasol and Power Feed at about 1/4 the minimal recommendations on the packs seems to be quite beneficial too.

### **GENERALLY IF YOU HAVE PROBLEMS CHECK :-**

DOES YOUR WATER SUPPLY HAVE TOO MUCH IN THE WAY OF DISSOLVED DISSOLVED SALTS TO BE USED TO PREPARE FERTILISER SOLUTIONS.

WERE SEEDLINGS TOO SMALL FOR SUCCESSFUL DEFLASK

WAS/IS IT THE RIGHT SEASON / TIME OF YEAR TO DEFLASK

WERE THEY KEPT TOO HUMID

WAS THERE ENOUGH AIR MOVEMENT

WAS THERE ENOUGH LIGHT

WAS THE FERTILISER TOO STONG

**ONCE YOU GET THESE FACTORS UNDER CONTROL IT WILL BE EASY TO HAVE HIGH SUCCESS LEVELS WITH DEFLASKED ORCHID SEEDLINGS.**





Vicky Cooper congratulates Oui Ju and Michael Willoughby on winning the George & Patty Abell Sarcochilus Trophy

Photo Christine Robertson.



Steve Howard presents Michael Willoughby with his and Oui Ju 's awards for 2019 orchids.

Photo Christine Robertson

## PLANT OF MONTH - *Dendrobium x usitae*

*Dendrobium x usitae* was displayed at the November meeting of the Southern Region by Sid James. It is an unusual orchid in that it flowers on the old canes and not on the growing canes. It is a natural hybrid occurring in the Phillipines between *Den. goldschmidtianum* & *Den. bullenianum*.

The deciduous upright canes to 15 cm long bear the flowers in clusters. The lanceolate leaves on the non blooming canes reach 45cm. Flowers vary in colour from pink through red to orange and are 1.25cm.

This hybrid has been used in Taiwan to produce some amazing orchids many of which have been awarded in America and The TOGA. The hybrid itself has been awarded five times. One specimen was Grand Champion of the TIOS in 2013.



## SARCOCHILUS SHOW RESULTS 6TH NOVEMBER 2019

### Sarcochilus - Specimen

Sarco. George Colthup 'Mouliache'	Michael Willoughby & Oui Ju (1252)	3
Sarco. Nicky's Blush 'Kudu'	Michael Willoughby & Oui Ju (1252)	2
Sarco. Patricia Abell 'Pink Passion'	Michael Willoughby & Oui Ju (1252)	1

### Sarcochilus - Seedling

Sarco. Memoria Neville Roper	Michael Willoughby & Oui Ju (1252)	3
Sarco. (Kulnura Festival x Nickys Twin Bees)	Michael Willoughby & Oui Ju (1252)	2

### Sarcochilus fitzgeraldii species

Sarco. fitzgeraldii	Michael Willoughby & Oui Ju (1252)	3
Sarco. fitzgeraldii	John & Bev Gay (65)	2

### Sarcochilus - hartmannii species

Sarco. hartmannii	Michael Willoughby & Oui Ju (1252)	3
Sarco. hartmannii	Jane & Don Higgs (1302)	2
Sarco. hartmannii	Jane & Don Higgs (1302)	1

### Sarcochilus - Intergeneric

Sartylis Toowoomba Sparkle 'Coconut Ice'	Robert & Lesley Gunn (424)	3
Sartylis Blue Knob 'Oliver's Choice'	Kevin Trevan (295)	2
Sartylis Toowoomba Sparkle 'Hubba Bubba'	Kevin Trevan (295)	1

### Sarcochilus - Hybrid White/Cream

Sarco. George Colthup 'Mouliache'	Michael Willoughby & Oui Ju (1252)	3
Sarco. Amber Snow	Vicky & Neil Cooper (1119)	2
Sarco. Gwyneth	Laurie & Susan Carter (1303)	1

### Sarcochilus - Hybrid Red/Pink

Sarco. Kulnura One 'Vincent Vista'	Michael Willoughby & Oui Ju (1252)	3
Sarco. Kulnura Gifted 'Vincent Vista'	Michael Willoughby & Oui Ju (1252)	2
Sarco. Kulnura Kaleidoscope	John & Bev Gay (65)	1

### BEST INTERGENERIC

Sartylis Toowoomba Sparkle 'Coconut Ice'	Robert & Lesley Gunn (424)	3
--	----------------------------	---

### Sarcochilus - Hybrid White with red

Sarco. Nicky's Blush 'Kudu'	Michael Willoughby & Oui Ju (1252)	3
Sarco. (Bessie x Heidi)	Michael Willoughby & Oui Ju (1252)	2

### Sarcochilus - Hybrid any other colour

Sarco. Misty's Twin	Kevin Trevan (295)	3
Sarco. Earth's Parade 'Katrina'	Michael Willoughby & Oui Ju (1252)	2
Sarco. Sundaani's Moonlight	John & Bev Gay (65)	1

### BEST HYBRID - Sarcochilus

Sarco. George Colthup 'Mouliache'	Michael Willoughby & Oui Ju (1252)	3
-----------------------------------	------------------------------------	---

### BEST SPECIES - Sarcochilus


Sarco. hartmannii 'Seaview'	Michael Willoughby & Oui Ju (1252)	3
-----------------------------	------------------------------------	---

### BEST SEEDLING - Sarcochilus

Sarco. Memoria Neville Roper	Michael Willoughby & Oui Ju (1252)	3
------------------------------	------------------------------------	---

### BEST SPECIMEN - Sarcochilus

Sarco. George Colthup 'Mouliache'	Michael Willoughby & Oui Ju (1252)	3
-----------------------------------	------------------------------------	---



**George & Patty Abell Trophy Winner**  
 Sarco. George Colthup 'Mouliache'  
 Grown by Oui Ju & Michael Willoughby  
 Photos Neil Cooper



# November Results List

Ref. No.

Points Awarded

## Open Division

### Australian Native Epiphyte - Hybrid

2406	Sarco (Sweetheart x Racheal)	Michael Willoughby & Oui Ju (1252)	3
2407	Sarco. Kulnura Gifted	Michael Willoughby & Oui Ju (1252)	2
2408	Sarco. (Fitzglow x Bonanza)	Michael Willoughby & Oui Ju (1252)	1

### Australian Native Epiphyte - Species

2404	Sarco. hartmanii	Michael Willoughby & Oui Ju (1252)	3
2405	Sarco. fitzgeraldii 'Vincent Vista'	Michael Willoughby & Oui Ju (1252)	2

### Australian Native Terrestrial - Species

2409	Diuris drummondii 'Buttery'	Robert & Lesley Gunn (424)	3
2410	Calda. tentaculata	Jane & Don Higgs (1302)	2
2411	Diuris fragrantissima	Jane & Don Higgs (1302)	1

### Laeliinae - Cluster

2413	C. Chocolate Treat	Jane & Don Higgs (1302)	3
2414	Lc. Trick or Treat 'Orange Beauty'	Peter Flavel (487)	2

### Laeliinae - Non Standard

2415	C. Margaret Hort	Vicky & Neil Cooper (1119)	3
------	------------------	----------------------------	---

### Laeliinae - Species

2416	C. skinneri 'Pattara'	Richard & Beryl Wilson (321)	3
2417	Arpo. giganteum	Michael Willoughby & Oui Ju (1252)	2

### Laeliinae - Standard over 100mm

2412	Rlc. Rosella's Magic Tokyo	Robert & Lesley Gunn (424)	3
------	----------------------------	----------------------------	---

### Oncidiinae - Species

2418	Onc. croseus	Michael Willoughby & Oui Ju (1252)	3
------	--------------	------------------------------------	---

### Orchid Genera not listed elsewhere - Hybrid

2431	Phrag. Tall Tails	Jane & Don Higgs (1302)	3
2432	Den. Yodogimi	Robert & Lesley Gunn (424)	2
2433	Phrag. Giganteum 'Vincent Vista'	Michael Willoughby & Oui Ju (1252)	1

### Orchid Genera not listed elsewhere - Species

2434	Phrag. caudatum 'Orchidhaven'	Jane & Don Higgs (1302)	3
2435	V. tricolor	Michael Willoughby & Oui Ju (1252)	2
2436	Den. aggregatum	Michael Willoughby & Oui Ju (1252)	1

### Orchid Seedling - any Genera

2437	Phrag. Tall Tails	Jane & Don Higgs (1302)	3
------	-------------------	-------------------------	---

### Paphiopedilum - Non Standard

2419	Paph. Chouvetii 'Van Dyke'	Jane & Don Higgs (1302)	3
2420	Paph. Dark Velvet	Robert & Lesley Gunn (424)	2

### Paphiopedilum - Species

2421	Paph. hirsutissimum 'Khasia Hills'	Michael Willoughby & Oui Ju (1252)	3
------	------------------------------------	------------------------------------	---

### Seedling of the Night

2444	Phrag. Tall Tails	Jane & Don Higgs (1302)	3
------	-------------------	-------------------------	---

### Specimen Species or Hybrid

2439	Diuris drummondii 'Buttery'	Robert & Lesley Gunn (424)	3
------	-----------------------------	----------------------------	---

### Zygopetalinae - Hybrid

2430	Zba. Elaine Oliver 'Stripe Wonder'	Robert & Lesley Gunn (424)	3
------	------------------------------------	----------------------------	---

## First Division

### Australian Native Epiphyte - Hybrid

2422	Sarco. Judith 'Just Dandy'	Phil and Anne Steer (514)	3
2423	Sarco. Amber Snow	Phil and Anne Steer (514)	2
2424	Sarco. (hartmannii x Amber)	Phil and Anne Steer (514)	1

### Cymbidium under 60- any other colour

2428	Cym. Cricket 'Rosetta'	George Misirlis (1125)	3
------	------------------------	------------------------	---

### Cymbidium under 60 Red Pink Brown

2425	Cym. Little Beauty 'Sundanni'	George Misirlis (1125)	3
------	-------------------------------	------------------------	---

### Cymbidium under 60 White Cream Yellow Green

2427	Cym. Peewee 'Coralta'	Phil and Anne Steer (514)	3
------	-----------------------	---------------------------	---

### Oncidiinae - Hybrid > 60mm

2429	Oncsa. Spiderman	Phil and Anne Steer (514)	3
------	------------------	---------------------------	---

### Specimen Species or Hybrid

2426	Cym. Cricket 'Rosetta'	George Misirlis (1125)	3
------	------------------------	------------------------	---





## November Results List cont..

Ref. No.

Points Awarded

### Second Division

#### Australian Native Epiphyte - Hybrid

2393	Sarco. (Joy x Dove)	Coral Tillmanns & Trevor Kenny (212)	3
2394	Sarco. Noah	Beth Stronach (836)	2
2395	Sarco. Lenore	Coral Tillmanns & Trevor Kenny (212)	1

#### Cymbidium 60 - 90mm Red Pink Brown

2397	Cym. Kiwi Devonport 'Flying High'	Laurie & Susan Carter (1303)	3
------	-----------------------------------	------------------------------	---

#### Cymbidium over 90mm White Cream Yellow Green

2396	Cym. Unknown	Coral Tillmanns & Trevor Kenny (212)	3
------	--------------	--------------------------------------	---

#### Cymbidium under 60- any other colour

2399	Cym. Paradisian Tiger 'Ochre Falls'	Laurie & Susan Carter (1303)	3
2400	Cym. Mem. Marvin Gaye 'Soulman'	Laurie & Susan Carter (1303)	2

#### Cymbidium under 60 Red Pink Brown

2398	Cym. Dorothy Stockstill 'Forgotten Fruits'	Beth Stronach (836)	3
------	--	---------------------	---

#### Oncidiinae - Hybrid > 60mm

2401	Ons. Midnight Miracles 'Masai Red'	Van & Charles Ortlipp (528)	3
------	------------------------------------	-----------------------------	---

#### Orchid Genera not listed elsewhere - Species

2402	Den. farmeri	Beth Stronach (836)	3
2403	Pol. pubescence	Beth Stronach (836)	2

## PLANT COMMENTARY FOR NOVEMBER

November being Our Annual Sarcochilus Competition gave all our members a real treat to an amazing range of colours and sizes from seedlings to specimen size plants. This year we saw 69 plants tabled and competing for the George & Patty Abell Trophy for the Champion of the Night. With the additional plants I had to bring in reinforcements to help with the Judging. Many Thanks to Wendy Lodge, Rayne Riggs and Ron Yates for their invaluable assistance on the night.

### Sarcochilus Winners

Drum Roll ..... And the winner is: . George Colthup 'Mouliache' grown by Michael Willoughby and Oui Ju. (At this point I should point out that the boys bought this plant off the trading table a couple of years back, so trading tables can produce champions.) This was a beautifully grown plant with arching inflorescences with good shape, consistent colour, large crystalline white flowers and a lovely contrasting red centre.

The best intergeneric Sarco. was *Sartylis* Toowoomba Sparkle grown by Lesley & Bob Gunn. A lovely arching spike of many flowers of dappled pink.





## PLANT COMMENTARY FOR NOVEMBER Cont...

### Orchid of the Night and Orchid of Open Division

The plant of Open Division was *Phragmipedium caudatum* 'Orchidhaven' grown by Jane & Don Higgs. This plant carried 3 very tall and stunning flowers. The long trailing petals add to the attraction of these plants.

*Phragmipedium* originate from Southern Mexico to Peru and grow at an altitude of 1500 to 2000 metres. They grow in shady humus soil, or on north and west facing cliffs. Jane grows these plants in a temperature controlled Glass house and we are very fortunate that she shares such beauties with us.

Congratulations Jane & Don.



**Orchid of the Night  
Orchid of Open Division**  
*Phrag. caudatum* 'Orchidhaven'  
Grown by Jane & Don Higgs  
Photos Neil Cooper

### Orchid of First Division

The plant of First Division was grown by Phil & Anne Steer and was a Sarco. Judith 'Just Dandy'. This is an old hybrid dating back to 1992. The plant had 7 inflorescences with 60 flowers and 7 buds. It was a lovely white flower with a touch of red in the centre. This hybrid is made up of 3 species: 50% *Sarco. hartmannii*, 25% *Sarco. falcatus* and 25% *Sarco. fitzgeraldii*. A well grown plant that Phil grows in a spot that is more shaded.

Well done Phil & Anne



**Orchid of First Division**  
*Sarco. Judith 'Just Dandy'*  
Grown by Phil & Anne Steer  
Photos Neil Cooper



## PLANT COMMENTARY FOR NOVEMBER Cont...



### Orchid of Second Division

.The plant chosen by the Judges was an outstanding *Den. farmeri* beautifully grown by Beth Stronach.

This is a lovely species that originates from Nepal all the way down to Malaysia, found at elevations from 300 to 1000 metres. In Malaysia the plants grow in primary forests on large trees overhanging rivers.

The plant had 4 inflorescences each carrying 16, 11, 15 & 10 flowers. The flowers were all clean and fresh and for the size of the plant well flowered. Beth grows this plant successfully in a cold glass-house.

Congratulations Beth.

### Special Mention

Lesley & Bob Gunn tabled a magnificent specimen of *Diuris drummondii* 'Buttery'. This is a Terrestrial Orchid found in Western Australia in winter wet swamps and depressions and on-stream banks. It is commonly referred to as the Tall Donkey Orchid. Unlucky to have been beaten for Open Division but not outdone. This plant was submitted to the Judging Panel for an award. Thankfully we had a good complement of Judges who all agreed that it was a plant worthy of an award.

The plant was carrying some 32 flowers on tall inflorescences with delightful yellow and brown flowers. This species has only ever been awarded twice, once in New Zealand and once in USA. The Judges awarded the plant, however we need to wait on the Regional Registrar to finalise his paperwork.


Congratulations Lesley & Bob

### Awarded Orchid

*Diuris drummondii* 'Buttery'

Grown By Lesley & Robert Gunn

*Photos by Neil Cooper*



A **BIG** Thank you to our Judges, Associates, Typists and helpers for their support and efforts!

Good Growing and keep looking for that potential winner!

*Phil Steer Registrar*





## DAYTIME CHAPTER Thursday 14th November 2019



Hi Everybody

The meeting on Thursday started with a bit of fun because we weren't quite prepared, but everything worked out fine. Andrew Dean gave us a delightful presentation on beautiful gardens and chateaus in France. We discovered that Andrew is a very talented photographer he even found orchids on his tour. We hope that we can persuade Andrew to speak again.

On the Plant of the Day table there were a number of *Sarcochilus* on display but the Plant of the Day was won by Coral Tillmanns with a beautiful purple *Lc. Aquifinn* 'Natures Best'. Lesley Gunn gave us the history of the plant which was very interesting.

Our Christmas meeting is on December 12<sup>th</sup> and will be a social meeting. Our Guest Speaker will be John Gay. All members are welcome. We will be having fun with Kris Kringle so bring a gift to receive a gift. [The gift should be to a value of \$6-\$10 and should be marked male or female.] It would be appreciated if you could bring a plate for afternoon tea.

**Don't forget if the temperature is over 35 degrees the meeting will be cancelled.**

*Barbara*



Lesley Gunn congratulates Coral Tillmanns  
for winning the Plant of the Day with her  
*Lc. Aquifinn* 'Natures Best'  
Andrew Dean

### EDITORS NOTE

Quite a considerable numbers of our members receive this Gazette in black and white by mail. Others have elected to have the Gazette directly emailed to them. They receive the Gazette in full colour and have the benefit of beautiful photographs of very colourful orchids. They also receive the Gazette up to a week before the mail can deliver it to you others.

If you would like to have the colourful version emailed to you send me an email so that I receive your correct email address.

**Please don't forget that this is your Gazette.** If there is anything you would like to see covered or anything you would like to see changed, please let me know. I especially like photographs to include and details of your successes with your orchids.

You can contact me,  
Christine Robertson, by:  
Email: [kloval@westnet.com.au](mailto:kloval@westnet.com.au)  
Phone: (08) 8536 3948  
Mobile: 0438 363 940  
Mail: PO Box 454,  
Strathalbyn SA 5255

**Sunday 17<sup>th</sup> November 2019**

**New Member:** Geoff welcomed new member Anne Bourne to the Club and we hope you enjoy your time with us.

Not as many plants for judging as usual but enough to keep the judges busy. It was wonderful to see a few *Sarcochilus*. The season is so late this year, it may be early December before we see a mass flowering.

- **Plant of the Day, Plant of First Division, Popular Vote:**  
*Ons. Tiger Barb* Grown by Helen Humphrys

- **Plant of Second Division :**  
*Den. densiflorum* Grown by Ruth Tugwell

Graham Zerbe presented Eileen Pinnock with her HCC Award Certificate for *Den. Edric 'Olly'*. Congratulations Eileen.

**Missing Plant:** A plant belonging to Chris & Lyn Heysen was missing from the October Meeting. Please check your plants as this is one of Lyn's favourite plants.

Sunday 15th December at 2.00 pm. Learners' Group 1.15 pm with John Gay. Our Guest Speaker will be Graham Zerbe speaking about Cattleyas.

This will be our Christmas Meeting and Father Christmas has been invited. If you wish to participate in a Kris Kingle, please bring a gift to value of \$6-\$10 marked male or female and receive a gift in return.





**Orchid of First Division, Plant of the Day,  
Popular Vote**  
*Ons. Tiger Barb*  
Grown By Helen Humphrys  
Photos Christine Robertson



**Orchid of Second Division**  
*Den. densiflorum*  
Grown By Ruth Tugwell  
Photos Christine Robertson



Graham Zerbe presents Eileen Pinnock  
with her HCC Award Certificate for  
*Den. Edric 'Olly'*  
Photo Christine Robertson

# Southern Region November Results List

Ref. No.

Points Awarded

## First Division

### Australian Native Epiphyte - Hybrid

1819	Sarco. (Cherie Snow x Kulnura Dazzel)	Shirley & Don Greig (1128)	3
1820	Sarco. (Roberta x Kulnura Kaleidoscope)	Shirley & Don Greig (1128)	2

### Australian Native Epiphyte - Species

1818	Cym. canaliculatum 'Alpha South'	Sid James (170)	3
------	----------------------------------	-----------------	---

### Cymbidium 60 - 90mm Red Pink Brown

1826	Cym. Unknown '2'	Sid James (170)	3
1827	Cym. Unknown '1'	Sid James (170)	2

### Cymbidium over 90mm - Species

1825	Cym. lowianum 'James Drysdale'	Sid James (170)	3
------	--------------------------------	-----------------	---

### Cymbidium over 90mm White Cream Yellow Green

1824	Cym. Unknown '3'	Sid James (170)	3
------	------------------	-----------------	---

### Cymbidium under 60- any other colour

1828	Cym. Dean Roesler 'Jaffa'	Eileen Pinnock (519)	3
1829	Cym. Dean Roesler 'Jaffa'	Sid James (170)	2
1830	Cym. Spark Sprite 'Sparkey'	Sid James (170)	1

### Laeliinae - Non Standard

1821	Lc. Sparkling Spot 'O C'	Ruth Tugwell (613)	3
1822	C. Crownfox Sweetheart	Shirley & Don Greig (1128)	2

### Laeliinae - Species

1823	Arpo. spicatum	Shirley & Don Greig (1128)	3
------	----------------	----------------------------	---

### Oncidiinae - Hybrid < 60mm

1831	Onc. Chaculatum 'Clockwork'	Chris and Lyn Heysen (1140)	3
------	-----------------------------	-----------------------------	---

### Orchid Genera not listed elsewhere - Hybrid

1832	Den. X usitae 'Coral Fire'	Sid James (170)	3
1833	Den. Come Undone A1	Shirley & Don Greig (1128)	2

### Orchid Genera not listed elsewhere - Species

1834	Den. densiflorum	Ruth Tugwell (613)	3
------	------------------	--------------------	---

## Second Division

### Australian Native Epiphyte - Hybrid

1802	Sarco Purity 'Titan'	Bob Clayton (143)	3
1803	Sarco (Ken x Karen Ann)	Gary Clark (224)	2

### Cymbidium 60 - 90mm Red Pink Brown

1808	Cym. Kiwi Cascade 'Black Beauty'	Helen Humphrys (445)	3
------	----------------------------------	----------------------	---

### Cymbidium under 60- any other colour

1810	Cym. Scallywag 'The Crumpet'	Helen Humphrys (445)	3
1811	Cym. Pee Wee 'F J Alcorn'	Helen Humphrys (445)	2

### Cymbidium under 60 White Cream Yellow Green

1809	Cym. Sarah Jean 'Karen'	Marilyn Jelfs (590)	3
------	-------------------------	---------------------	---

### Laeliinae - Cluster

1804	Ctt. (Trick or Treat x Rojo)	Helen Humphrys (445)	3
------	------------------------------	----------------------	---

### Laeliinae - Non Standard

1805	L. purpurata x C. Olivier	Helen Humphrys (445)	3
1806	C. Summer Stars 'Blanca'	Lesley & Mike Milicevic (254)	2
1807	C. Margaret Hore	Helen Humphrys (445)	1

### Oncidiinae - Hybrid < 60mm

1814	Mps. Barkley Schwarz 'White'	Bob Clayton (143)	3
------	------------------------------	-------------------	---

### Oncidiinae - Hybrid > 60mm

1812	Ons. Tiger Barb	Helen Humphrys (445)	3
1813	Mps. Breathless 'Good Women'	Bob Clayton (143)	2

### Orchid Genera not listed elsewhere - Hybrid

1815	Phal. Unknown 'Katrina'	Genny & Dudley Huxtable (279)	3
1816	Phal. Unknown 'Karen'	Genny & Dudley Huxtable (279)	2
1817	Den. (Merlon Flake x Neb)	Helen Humphrys (445)	1



## Orchid Culture Notes for December



Another year has slipped us by. Hopefully this was a better year than last and the coming new year will be even better. This is the key to successful orchid growing and there is the requirement to try and go one up on the previous year. Learning is a never ending process and success is based on lessons learnt.

With the new year beckoning why not try and do something different next year or trying growing a different genera. I picked up an *Aeranthes* at the Festival of Flowers a couple of years ago. No idea about growing it but for \$8 it was worth a try. The books said cooler conditions, lots of shade and humidity. Found that spot in the shade house and presto. It grew and is now in spike. The worst thing that will happen is you will kill it. And if you do, don't give up (mind you its three strikes and out in my shade house). Some orchids are not meant to grow here.

Summer is well upon us and the growth season is away. Obviously feeding and watering are the key requirements but there are many other factors. Light levels are now at their peak, humidity levels at the lowest and there is the usual army of bugs out there feasting on the soft new growths. With rapid growth evident in many genera we need to keep them moving but also take into account that they are generally soft at this stage of growth. So caterpillars find a new growth much more tempting than a matured growth. Heat damage is more noticeable and much more likely to affect a new growth than an old growth.

Hopefully most of our division etc. has been completed by now but alas with so much to do nowadays this is not always the case so we find more and more growers still dividing this late in the season. As long as these plants are well looked after I can see not too many problems dividing this late but I would not expect a premium flowering next year either. Some of the plants that can be done now are the Cattleyas and the Oncidiums as their new growths have new roots that are not too long and these plants can be divided without too much setback of performance in the flowering stakes. Some of these plants can also be back cut this time of year. Back cutting involves cutting the rhizome of a plant that is intent on growing one forward growth each year and Oncidiums and Cattleyas are classic species that exhibit this behaviour. The cut is made 3 or 4 growths back from the lead with a sterile knife dipped in a fungicide. Then place a plant label in the cut to stop the growth growing back together. The aim is to encourage a dormant eye on the back half of the division to start growing. The plant can then be divided next year and you have two plants.

Zygopetalums are growing fast and most new growths will be showing new roots as well. The key to dividing a plant at any time is do it in active growth. If you divide a plant that is resting you may end up with a dead plant or at least a plant suffering a major setback. The old damaged roots won't absorb water or fertilizer very well and there are no new ones to take over. Even when it finally grows new roots it is that far setback it may be years before it returns to normal. All divided plants should be kept shadier, more humid and misted regularly for a while until they settle down and then returned to their rightful place on the bench. Don't forget a couple of waterings with Seasol to assist the recovery of the orchid and the new roots.

Terrestrials are now in the shed stored in a cool shady place. Next month will see the annual task of repotting. There are a couple of evergreen terrestrials we can grow here and as long as you have some cover they won't need too much heat over Winter. These are *Phaius tankervilleae* (aka the Swamp Orchid) and *Calanthe triplicata* (aka the Christmas Orchid). Both are grown under 55% shade at my place and under cover all year in a deep pot with a rich peaty compost. They both have soft wide leaves and look good even out of flower. Caterpillars and scale love them! Both flowers mark badly if they get wet, particularly the *Calanthe* that turns black. It would pay to keep the atmosphere and the plant very dry when flowering. The *Phaius* is out in November and funnily enough the *Calanthe* flowers in December.





Keep up the humidity this time of year as it is your ally when conditions get hot. There are many ways to increase humidity. In my shade house I hang old man's beard everywhere, baby's tears grows under the benches and along the paths, I have some containers of water under the benches and even a few foliage plants scattered around the place. The floor is bark chip that holds moisture. All of these factors improve the humidity. Provide some extra shade if you can when temperatures go through the roof and remove it when conditions cool down. We installed foggers under the covered section and these are very effective at bumping up the humidity and bringing the temperatures down on those extreme days. Avoid spraying for pests when temperatures are high. Learn to read the signs of heat and light damage. Die back, pitting, sun burn or scald marks and excessive yellowing of the leaves are clear signs. I also test a few plants leaves and feel how hot they are and if they are I'll try to get the temp down.

Inspect those orchids that do not have pseudobulbs to tide them over the summer. *Paphiopedilums* and *Sarcochilus* come to mind so make sure they are kept evenly moist. They also will show up heat damage via pitting of the leaves and once creamed by the heat will die a slow death. Inspect the roots anytime you feel the plant is struggling. Lifting the plant partly out of the pot and back in won't harm it but if the roots have no growth tips then something is wrong and action needs to be taken now. Not later.

*Paphiopedilums* are very sensitive to salt, especially some of the species and regular flushing is essential to remove it. This is why a well-drained mix is a must, not only to get valuable air to the roots but to enable a regular flushing. If water drains out slowly then it is unlikely your conditions are very favourable and problems will soon occur if not already evident. Paphs also have low fertilizer requirements.

Pests are plenty and the green loopers are rife. A month ago I couldn't walk outside at night under the street lights because of a moth plague and when there is a moth plague there is a looper plague behind it. Fortunately I was prepared and I have a few pots of sacrificial foliage plants under the benches and sure enough they are covered in loopers that are easily removed by hand but the orchids apart from my soft leaved *Zygopetalums* and *Lycastes* are untouched. I would still keep an eye out for scale and mites as conditions become drier.

December starts the Summer season and there are still plenty that flower this time of year. Many people won't grow Summer flowering orchids, maybe it's because there are no shows or club meetings are recessed until the new year. I don't know but I make sure I am not in that minority. *Brassia verrucosa* and *Brassia brachiata* are now out, the spidery flowers making a wonderful display even if their smell leaves much to be desired. There are always a few Summer flowering mini Cattleyas and Oncidiiums adding colour. I have always loved the Oncidiinae complex. Like the Laeliinae group a well thought out collection can usually have at least one member from the group or intergenerics bred from them that flower every month of the year. I have *Encyclias*, Native *Dendrobiums* (yes, even in Summer, but they only last a few days), always *Zygos* spot flowering, *Sartylis*, *Neofinetia*, *Biffrenaria*, Native *Cymbidiums* (*madidum*, *canaliculatum* and *suave*) and their hybrids all providing summer colour.

2018 is about to bite the dust and 2019 awaits us. Most of these notes are for the learners in the clubs and I hope that these and the beginners' group meetings have been useful in helping you understand and improve your culture.

For the rest of the growers I hope they have been helpful even in a small way. We are all into this together and we all need to interact, share ideas and dare to try something different. All the best for Christmas and may Santa bring you many seedlings.



*Steve Howard*



## **ORCHID CLUBS IN SOUTH AUSTRALIA** **General Meeting Times**

**THE SOUTH COAST ORCHID CLUB OF SOUTH AUSTRALIA:** Meets on the first Wednesday of the month at St. Bernadette's Church Hall corner of Walsh Avenue and South Road, St. Mary's. Beginners Class starts at 7.15p.m., meeting at 8.00p.m.

**THE DAYTIME CHAPTER:** meets at the Lou Kesting Hall, off Broadway, South Brighton on the second Thursday of the month at 2.00p.m.

**THE SOUTHERN REGION:** meets at Carrickalinga House, 17-19 Torrens Street, Victor Harbor at 2.00p.m. on the 3<sup>rd</sup> Sunday of the month.

**THE ORCHID CLUB OF SOUTH AUSTRALIA:** meets at 8pm in The Enfield Community Centre, 540 Regency Road, Enfield on the 1<sup>st</sup> Thursday of the month.

**Daytime Group:** meets from 2.00p.m. to 4.00p.m. in the Enfield Community Centre, 540 Regency Road, Enfield on the 2<sup>nd</sup> Friday of the month.

**THE MURRAY BRIDGE AND DISTRICT ORCHID CLUB:** meets at 1.45pm in the Seventh Day Adventist Hall, corner Myall Avenue and Standen Street, Murray Bridge on the 4<sup>th</sup> Sunday of the month.

**NORTHERN AND EASTERN DISTRICTS ORCHID SOCIETY:** meets in St. Philip's Church Hall, Galway Avenue, Broadview from 7.30p.m. on the 3<sup>rd</sup> Thursday of the month.

**THE SOUTH AUSTRALIAN ORCHIDACEOUS SOCIETY:** Meets at the Adelaide West Uniting Church Hall, 312 Sir Donald Bradman Drive, Brooklyn Park from 7.30p.m. on the 3<sup>rd</sup> Wednesday of the month.

**THE NATIVE ORCHID SOCIETY OF SOUTH AUSTRALIA:** meets at 7.30p.m. at St. Matthew's Church Hall, Bridge Street, Kensington on the 4<sup>th</sup> Tuesday of the month.

**THE CYMBIDIUM CLUB OF SOUTH AUSTRALIA:** Meets at 7.30p.m. at Burnside Community Centre, 401 Greenhill Road, Tasmore on the 4<sup>th</sup> Wednesday of the month.

### **Our Affiliated Clubs:**

**The Murray Bridge and Districts Orchid Club.**

**The Orchid Club of S.A. Inc.**



**AFFILIATED CLUBS**

Murray Bridge and District Orchid Club Inc.  
Orchid Club of South Australia

---

If unclaimed please return to  
P.O. Box 314 Oaklands Park S.A. 5046



---

**People who submit articles to the Club for inclusion in our Gazette express  
opinions which are not necessarily those of the Club.**

**No guarantee is provided to anyone using the ideas & opinions expressed in  
these articles.**

**Items must be delivered to the Editor by the second Thursday of each month.  
E. & O. E.**