

The South Coast Orchid Club of SA Inc.

Gazette

July
2013



PRESIDENT: Geoff Spear

PATRON: Sydney Monkhouse

AT A GLANCE

48th BIRTHDAY CELEBRATIONS

The next meeting of the South Coast Orchid Club will be held at 8pm on Wednesday 3rd July 2013 at St. Bernadette's Church Hall corner of Walsh Avenue and South Road, St. Marys. Our guest speaker will be Nicky Zurcher speaking on Paphiopedilums. He will have plants for sale.

To celebrate our birthday a BBQ will be held before the meeting from 6.30p.m. to 7.30p.m. Please bring a salad or a cake. Club will provide sausages, patties and ice cream. Members, please move away from tables at 7.30p.m. to allow committee to set up for the meeting.

BEGINNERS' GROUP MAIN MEETING

No beginners' group because of the BBQ.

DAYTIME CHAPTER

The next meeting will be held at Lou Kesting Hall, off Broadway, South Brighton on Thursday 11th July 2013 at 2pm. Guest speaker Rowan Crowhurst, committee person and student judge. Rowan will talk to us about how he grows his orchids.

SOUTHERN REGION GROUP

There will not be a meeting on July 21st., but there will be judging for S.R. Group only at the BBQ at Jane and Don Higgs, Higgs Road, Myponga at 10.30a.m. Only Southern Region Group to bring your plants for judging please. Please bring a salad or cake to share.

BIRTHDAY DRAW

See Louise to put your name in the Birthday book.

BIRTHDAY CONGRATULATIONS

Sid James, Helen Humphrys, Keith Sutton, Bruce Kirk, Ian Attenborough & Joy Ward.

LUCKY NAME BADGE

Make sure you wear your Name Badge, you may win a prize.

HELP:

Lucy needs some imitation (fibreglass or other) rocks for the Winter Show display. If anyone has some and are happy to lend them to the club could they please contact Lucy by or at the July meeting.

Website: <http://www.scocsa.net>

E-Mail: secretary@scocsa.net

Published monthly by the South Coast Orchid Club of South Australia Inc.
Affiliated with The Australian Orchid Council & the South Australian Regional Orchid Council

People who submit articles to the Club for inclusion in our Gazette express opinions which are not necessarily those of the Club.

No guarantee is provided to anyone using the ideas & opinions expressed in these articles.

Items must be delivered to the Editor by the second Thursday of each month.

E. & O. E.

EDITOR: Rod McRedmond Ph 08 8293 3545

CLUB MEETING DATES

<p>July 2013</p> <p>03 Main meeting - Nicky Zurcher on paphiopedilums</p> <p>10 Committee Meeting</p> <p>11 Daytime Chapter</p> <p>21 Southern Region Group - Shadehouse visit to Jane & Don Higgs</p> <p>August 2013</p> <p>07 Main meeting - Les Nesbit on potting tubers for terrestials</p> <p>14 Committee Meeting</p> <p>15 Daytime Chapter</p> <p>18 Southern Region Group - Noel Oliver on Australian Native Cattleyas</p> <p>September 2013</p> <p>04 Main meeting- Alan Davies on Olympic Dam</p> <p>11 Committee Meeting</p> <p>12 Daytime Chapter</p> <p>15 Southern Region Group - Brian Lyttle on Oncidiums</p> <p>October 2013</p> <p>02 Main meeting - Leslie & Robert Gunn on 2012 Equador Trip</p> <p>09 Committee Meeting</p> <p>10 Daytime Chapter</p> <p>20 Southern Region Group - Roger Herriman on species cymbidiums</p> <p>November 2013</p> <p>06 Main meeting - Brian Lyttle on Oncidium Alliance</p> <p>13 Committee Meeting</p> <p>14 Daytime Chapter</p> <p>17 Southern Region Group - Leslie & Robert Gunn on 2012 Equador Trip</p>	<p>December 2013</p> <p>04 Main meeting- Roger Herriman on species cymbidiums</p> <p>11 Committee Meeting</p> <p>12 Daytime Chapter</p> <p>15 Southern Regional Group - Lunch Middleton Tavern & G Zerbe TBA</p>
--	---

SENIOR VICE PRESIDENT

Donna Meeuwsen
Box 314
OAKLANDS PARK
7200 3380

TREASURER

Judy McRedmond
Box 314
OAKLANDS PARK
8293 3545

SECRETARY

Lucy Spear
Box 314
OAKLANDS PARK
8381 4420

ORCHID CALENDAR FOR 2013

SOUTHERN ORCHID VISIT

SUNDAY 21ST JULY B.B.Q. AND PLANT HOUSE VISIT
J. and D. Higgs. Your own transport.

MAIN GROUP WORKSHOP
WINTER SHOW

TBA
SUNDAY 28th JULY TO SATURDAY 3rd AUGUST at
Colonnades Shopping Centre

SOUTHERN REGION GROUP SHOW **THURSDAY 29th AUGUST TO SUNDAY 1st SEPTEMBER at R.S.L. Hall, Coral Street, Victor Harbor.**

BUS TRIP

SUNDAY 11th AUGUST Depart Lou Kesting Hall 9a.m.

SPRING SHOW

SUNDAY 22nd SEPTEMBER TO SATURDAY 28th
SEPTEMBER at Arndale Shopping Centre.

SOUTHERN GROUP WORKSHOP

FRIDAY 18TH OCTOBER at Reg and Elsie Clifford's
home

2013 COMMITTEE

PRESIDENT

Geoffrey Spear

SENIOR VICE PRESIDENT

Donna Meuwsen

VICE PRESIDENT

Paul Hayes

TREASURER

Judy McRedmond

SECRETARY

Lucy Spear

COMMITTEE

Dorothy Carasai, Rod McRedmond, Louise Moulds,
Peter Hennessy, Rowan Crowhurst,
Barbara Almond, Andrew Lutz.

2013 SUBSCRIPTION RATES: One membership covers all groups.

Family Membership \$33.00

Single Membership \$25.00

Junior Membership \$17.00

Rural and Interstate Membership

Family Membership \$29.00

Single Membership \$23.00

SOUTH COAST ORCHID CLUB BUS TRIP TO FLEURIEU PENINSULA

DATE: 11th August 2013.

BUS: Aust Wide Tours

DEPART: Time: 9.00 am. Lou Kesting Hall, off Broadway, South Brighton.

PLACES TO VISIT (Morning): **Sim's Orchids**, 123, Barcelona Road, Noarlunga Downs.

Includes morning tea.

Noarlunga Orchids, 180, Commercial Road, Seaview
Meadows.

LUNCH: **Middleton Tavern**, 37, Goolwa Road, Middleton.

Roast Lunch (2 choices) Salad Bar and Hot Veg Bar.

PLACES TO VISIT (Afternoon): **May be an open garden.**

Fern Forest Nursery, 175, Main South Road, Willunga.

Tea/Coffee available at gold coin donation.

COSTING: \$50.00 per person. **Lunch is included in price.**

Vale Murray Baulderstone:

It is with regret we advise the passing of Murray Baulderstone. Murray became a member of our club in 1992, in 1998 he was appointed secretary and in 2001 he became president. Murray had the foresight to move the club location from where we met to St. Mary's in 2004 and since then the club has gone ahead in leaps and bounds. Murray was a very hard worker for the club and was made a life member in 2007. He will be sadly missed by the orchid fraternity.

WINTER SHOW 28th July to 3rd August

Colonnades Noarlunga Centre, Beach Road corner of Goldsmith Drive. Entrance TUNZA Fun Southern side of building same as other times.

Judging on Saturday 27th July at Hamilton School, 815 Marion Road, Mitchell Park. Put in time 12 noon and Judging 1pm sharp.

TRADING TABLE Saturday 27th July. Members may bring in selling plants from 4.15p.m. to 5.00p.m. and shopping hours during the week. Remember, Sunday is the busiest day for sales. Plants are either to be in flower or photo of the orchid with the plant please.

DISPLAY

Prior arrangements must be made to take plants from Hamilton School to Colonnades.

Your Display plants may be taken in at 4.30p.m. Please take your plants to Colonnades as soon as possible for us to build a beautiful display.

This is an excellent site and we have many customers waiting for our return, we were sadly missed on Mothers' Day.

REMINDER: To show your plants at the Winter Show you must be a financial member and have owned your plant for at least 6 months.

B.B.Q. SUNDAY JULY 21st AT JANE AND DON HIGGS, HIGGS ROAD, MYPONGA.

Time: 10.30a.m. by your own transport.

Main Meeting and Groups all welcome.

Please book in with Lucy 8381 4420. Lucy needs to know how many are going for catering purposes.

Third Sunday of the month is Southern Region Group meeting day. This will not be a meeting but there will be judging for S.R. Group only. It will give you all a chance to see how well they are growing their plants. They are all Second Division growers except for Eileen Pinnock. Jane and Don have a wonderful garden for you to wander around plus several shade houses for mixed Orchid Genera plus a Phragmipedium House. Jane and Don are very well known for growing great Phragmipedium and Terrestrials.

Club will provide sausages and rissoles. Please bring with you a salad or cake to share. There will also be a Raffle.

7th. AUSTRALASIAN NATIVE ORCHID CONFERENCE AND SHOW.

THE CONFERENCE IS NEAR!



**7th Australasian Native Orchid Society
Conference & Show.
Held at Strathpine (Queensland, Australia).**

***** ***** ***** ***** ***** ***** *****

August will be here before you know it, and registration date is the end of June.

If you wish to come, and have not yet registered, see all the details on

<http://www.ourshopfront.com/kabi/html/conference.php>

EXHIBITORS' RULES FOR SHOWS

1. All exhibitors must be financial members of the South Coast Orchid Club of South Australia Incorporated.
2. Entries are free.
3. Exhibitors are bound by the Constitution, Rules, By-Laws and Special Show Rules of the Club.
4. The opinion of the judges is final and binding and no objections or discussions regarding results will be considered, with one exception, which is an infringement by an Exhibitor of any of the Club's Rules, By-Laws or Show Rules. Any objection in this case must be lodged with the Club Show Marshall/Secretary.
5. The Club accepts no responsibility for any loss, damage or infection suffered by any plant or blooms exhibited.
6. The Club reserves the right to photograph any of the exhibits if it should so wish.
7. In all matters regarding the arrangement and conduct of the show (with the exception of judging) the Show Marshall/Secretary is the ruling authority.
8. No plants suspected by the Club Virus adjudicators of being infected with virus will be eligible for competition and such plants will be completely isolated from all other plants.
9. The exhibition areas will be closed during the judging. No exhibitors, the public or members other than the Show Marshall/Secretary, Judges of the Club, Associate Judges and other persons appointed to assist in judging will be allowed to remain in the exhibition area during this period.
10. Non-exhibitors are requested not to congregate in the exhibition area prior to judging so that officials can arrange plants and perform other necessary duties.
11. Plants must be labelled with the coloured labels provided by the Club with the exhibitor's number and name of plant. These are available from the Show Marshall/Secretary or his/her nominee.
12. Exhibitors are to ensure that all labelling be neatly and correctly performed in accordance with the procedure laid down on orchid Nomenclature and Registration.
13. All plants benched for judging at the show must be made available to be in the Club display for the show week.
14. All exhibits must be benched by the nominated time on the nominated day for judging. The nominated day and time will be published in the Club Gazette in the month prior to the Show.
15. Exhibits must not be removed before nominated time on the nominated day at the end of the Display week. The nominated day and time will be published in the Club Gazette in the month prior to the Show.
16. Exhibitors unable to remove their own plants from the show should provide the person so doing with a letter of authorization.
17. Damage caused in transit to the show should be reported to the Show Marshall/Secretary or Registrar of Judges prior to judging.
18. If, in the opinion of the judges, a plant is not worthy of an award or prize in any specified section, then none shall be given.

PREPARING ORCHIDS FOR SALE

Select the plants that you want to let go.

Obtain plant sheets and plant price tags from Lucy in the weeks prior to the sale.

Clean all pots. Wipe them over with a damp cloth to remove all white residue of salt. If these pots have been recycled from somewhere else, please make sure all advertising and price stickers are removed.

Check all stakes. Add more if needed and re-tie if necessary.

Remove old brown husks from bulbs.

Remove weeds, snails, scale etc.

Remove all dry ends on the leaves and shape to a point.

Wipe leaves over with a mixture of milk and water (1 part milk to 10 parts water). Do not add extra milk as the fat in the milk will clog the pores in the leaves which will cause them to yellow and die.

Water all plants 2 – 3 days before taking them in for sale. PLEASE DO NOT water them on the day you are bringing them in as the water really makes a mess on clothing and everywhere else, eg the floor.

The Sales Sheets

Have a carbonless copy.

Please use both sheets together.

Press down firmly on a hard surface to imprint on the second page.

Print your name in the top left hand corner

Print your club member number in the top right hand corner

Rule a narrow column down the left hand side of the page. This column is for plant numbers from 1 – 30. Please use consecutive numbering for additional sheets ie 31 – 60 for page 2 etc.

A slightly wider column on the right hand side is for the selling price of the plant. Be reasonable, not greedy. Either you want to sell it or not. If you are not sure, ask someone. Take into consideration number of spikes and condition of the plant.

The centre section is for the description eg Cym. Den Cat etc and the name of your plant and colour. ie Without Peer 'Soft Touch' (pink).

Give both copies of the sheet to the person checking the plants off.

If you need a copy take a third copy for yourself. However, in most cases, you will be given one sheet back with your cheque.

Price tags

Member number in top left hand corner.

Circle the plant number in the right hand top corner.

Price underneath.

It is a good idea to write this information on both sides of the tag.

Make sure that the tag on the plant matches the information on your sales sheet.

These plant price tags need to be checked off on your sheet by another person when you bring them in.

You can help by reading out the numbers and price on the tag with the other person checking off the list. If this does not correspond, it needs to be attended to.

We hope that these notes help you. Lucy and I are always around to assist you further if needed. So just ask for help should you need it.

Dorothy

April 2013.

PRESIDENT'S MESSAGE

Happy 48th Birthday. Last committee meeting we planned great surprises for our Golden Birthday Year.

June meeting saw an excellent display of plants benched. Steve Stebbing's presentation was superb. He certainly knows his subject and a few plants found new homes.

Most Clubs in the metropolitan area and country areas took part in S.A.R.O.C. Fair. Series of displays and different themes from small to large. We chose to do a medium size display with over 50 plants. The aim of the Fair is to bring to the public the beauty of our hobby. Organisation of the event is to set out to achieve the fellowship and mutual interaction of the members of S.A.R.O.C.

Saturday night's dinner was successful with everyone enjoying the evening.

Thank you members for your support with once again high quality plants. You achieved cards and ribbons. Grace Noll received a Champion Oncidinae green ribbon for her *Oda*. Samuri and I received a Champion Laelia blue ribbon for my *Lael*. Superbiens.

Update on Committee, Peter Hennessy had a slight setback, is now well on his road to recovery and may be at the next meeting. Rod McRedmond is at home recovering from surgery on his shoulder.

End of July is our Winter Show, we hope plants will be more plentiful. Colonnades has offered us great support this year, so once again please help us to make a great display. I am sure by then we will all have Trading Table plants.

July will be a very busy month:

Our Birthday meeting with Nicky Zurcher as our Guest Speaker. Nicky has not spoken at our Club for some time, you will find him a very interesting speaker and he will have plants for sale.

Cym Show at Munno Para.

Orchidaceous Show at O.G. Road.

Our visit to Jane and Don Higgs at Myponga.

Last, but not least our Winter Show at Colonnades.

No getting bored next month.

Good Growing and Showing.
Geoff.

Daytime Chapter

Hi Everyone,

Some very sad news to pass on, over the long weekend (June 10th) one of our Club's past Secretary, President and a Life Member, Mr. Murray Baulderstone passed away. He also ran the Daytime Chapter for some time. Murray will be sadly missed by people within the Club that had known him. Murray loved his orchids and he was also very kind and a great help to me when I first joined the Club, so R.I.P. Murray.

Another great afternoon for us all at the Daytime Chapter. Our guest speaker today was Mr. Brian Lyttle who is also a member of our Club. Brian's subject was 'Growing Phalaenopsis in the Home' The Power Point Presentation was very well done with lots of information given about the fertilizing and positions in the home that could/should be appropriate for growing these beautiful flowers. The colours and different shapes of the Phalaenopsis flowers are really varied and beautiful to see. Brian also showed us his method of propagating this Genus using a hormone paste which he puts on the nodes, this then forms quite quickly into small Keikis (or plantlets) similar to Epidendrums and the Softcane Dendrobiums, when these reach a certain size they are then potted up. Brian also brought along a few plants for sale which the members were happy to purchase. All in all a great presentation and good info for which we all say a big thank you, Brian, well done.

Geoff did the plant commentary today, only five plants available so it didn't take him long to do that. Thanks Geoff.

An apology was put in for Patty Abel, we all hope everything is okay with you.

The meeting was closed. Thanking all in attendance.

Bye Dorothy,
8277-1793.



SOUTHERN REGION GROUP MEETING SUNDAY 11th JUNE

Beginners Class: John Gay. John spoke very well on Mixed Genera. He does not specialise in one or two genera but grows a lot of different Orchids. This is what makes him so good at these classes and always in demand.

The President opened the meeting at 2p.m. and welcomed members and Kevin and Roxanne Cattermole and spoke about S.A.R.O.C. Fair

Kevin once again gave a brilliant talk on 'Orchids - Creating the Right Conditions'. He spoke about finding the right environment for your orchids and explained that more orchids are killed by over-watering than under-watering. He also discussed the correct light factor.

We have Nicky Zurcher speaking at main meeting, Geoff invited us all to come along and listen. He then gave us a run down on all the Club Shows in July.

The Winter Show at Colonnades: Geoff praised our Group, we usually do very well in the main Shows and said he would take any plants we would like to enter in the Show, from the next meeting at Myponga.

Reminder, **NO MEETING HERE IN JULY DUE TO THE ORCHID HOUSE VISIT AT MYPONGA** and please look after your plants, your Show is August 29th to 1st September.

JUDGING: Noel Oliver, John Gay and Graham Zerbe.

PLANT OF THE DAY: *Rth.* Sunny Sword x *Bc.* Binosa benched by Judy Crafter.

POPULAR VOTE: *Cat.* Summer Magic benched by Eileen Pinnock.

Kevin Cattermole giving his talk on 'Orchids - Creating the Right Conditions' at the June SRG Meeting.



SRG June Results List

Ref.No.

Points Awarded

Second Division

Australian Native Epiphyte – Hybrid

199 Den. Brinawa Sunset

Eileen Pinnock 3

200 Den. Mekong

Keith & Russ Sutton 2

Cymbidium - 60 – 90 mm (all colours)

203 Cym. Census Bay

Ruth Tugwell; 3

204 Cym. Yellow Bay 'Bondi Beach'

Reg & Elsie Clifford 2

205 Cym. Unknown

Bruce Kirek 1

Cymbidium – less than 60 mm (all colours)

201 Cym. Autumn Elf 'No.2'

Grace Noll 3

202 Cym. Cuddles 'Josie'

Eileen Pinnock 2

Cymbidium – over 90 mm (all colours)

206 Cym. Tracey Reddaway 'Marie'

Reg & Elsie Clifford 3

Laeliinae – Standard over 100 mm

210 Rth. Adelaide Silver

Ruth Tugwell 3

Laeliinae – Standard under 100 mm

207 Rth. Sunny Sword x Bc. Binosa

Judy Crafter 3

208 Sc. Summer Magic

Eileen Pinnock 2

209 Gsl. Adelaide Ablaze 'FieryGold'

Eileen Pinnock 1

Oncidiinae Hybrid – Oncidium Hybrid

213 Miltassia Estrelita

Eileen Pinnock 3


Orchid Genera not listed elsewhere – Hybrid

212 Phal. unknown

Ruth Tugwell 3

JUDGES COMMENTARY: *Rth. Sunny Sword x Bc. Binosa* benched by Judy Crafter.

A beautifully grown plant, one that we do not see very often. Only one flower with green petals and sepals with a blush of red. The lip white with a very outstanding purple colour. Well worthy of Plant of the Day.



Plant of the Day *Rth. Sunny Sword x Bc. Binosa* benched by Judy Crafter.



Popular vote Plant was *Cat. Summer Magic* benched by Eileen Pinnock.

June Results List

Ref. No.

Points Awarded

Open Division

Australian Native Epiphyte - Hybrid

187	Den. Hilda Poxon Mem. Nell George	Bev & John Gay (65)	3
188	Den. Colonial Campio	Bev & John Gay (65)	2
189	Den. Anne's Rainbow Surprise	Noel Oliver (102)	1

Cymbidium - 60 - 90 mm (all colours)

186	Cym. Seven Waterfalls 'Cascading'	Pauline & Mark Hockey (1556)	3
-----	-----------------------------------	------------------------------	---

Cymbidium - less than 60mm (all colours)

183	Cym. Ashanti 'Two'	Pauline & Mark Hockey (1556)	3
184	Cym. Eleganat Elf	Peter & Geraldine Flavel (487)	2
185	Cym. Butterfly Kisses 'Viridian'	Pauline & Mark Hockey (1556)	1

Laeliinae - Standard over 100mm

190	Blc. George King 'Serendipity'	Peter & Geraldine Flavel (487)	3
191	Lc. Ovation 'Richard'	Noel Oliver (102)	2

Orchid Crossing (Hybrid or Species - Pollen Parent)

233	Cym. Seven Waterfalls 'Cascading'	Pauline & Mark Hockey (1556)	3
234	Z. B.G. White x Hmwsa. Licorice	Peter & Geraldine Flavel (487)	2

Orchid Seedling - any Genera

231	Cym. Seven Waterfalls 'Cascading'	Pauline & Mark Hockey (1556)	3
232	Z. B.G. White x Hmwsa. Licorice	Peter & Geraldine Flavel (487)	2

Paphiopedilum - Novelty

206	Paph. Crossianum 'Album'	Geoff & Lucy Spear (5)	3
-----	--------------------------	------------------------	---

Phalaenopsis &/or Dor. - Standard under 80mm

207	Phal. Polka Dots	Henk & Erna Van Leuven (178)	3
-----	------------------	------------------------------	---

Zygopetalum Hybrid (inc. intergenerics)

212	Z. B.G. White x Hmwsa. Licorice	Peter & Geraldine Flavel (487)	2
-----	---------------------------------	--------------------------------	---

First Division

Australian Native Epiphyte - Hybrid

229	Den. Hilda Poxon	Trevor & Helen Stutley (1139)	3
-----	------------------	-------------------------------	---

Cymbidium - 60 - 90 mm (all colours)

196	Cym. Artful Magic 'Martina'	Oui Ju & Michael Willoughby (1252)	3
198	Cym. (Peter Pan x Mary Ann)	Ian & Denise Attenborough (450)	2
199	Cym. Red Ruby 'Pacific'	Oui Ju & Michael Willoughby (1252)	1

Cymbidium - less than 60mm (all colours)

193	Cym. Cherry Cola 'May Day'	Oui Ju & Michael Willoughby (1252)	3
194	Cym. Morialta 'Morialta Falls'	Rito & Rosetta Silvestri (302)	2
195	Cym. Sarah Jean 'Yellow'	John Robinson (1448)	1

Cymbidium - Species (any size)

192	Cym. tracyanum 'Tamborine'	Oui Ju & Michael Willoughby (1252)	3
-----	----------------------------	------------------------------------	---

Laeliinae - Non Standard Cluster

223	Gsl. Adelaide Ablaze 'Fiery Gold'	Eileen Pinnock (519)	3
204	Ctt. Chocolate Drop 'Kodoma'	Trevor & Helen Stutley (1139)	2

Laeliinae - Non Standard Laeliinae

205	C. Penang 'Black Ceaser'	Oui Ju & Michael Willoughby (1252)	3
-----	--------------------------	------------------------------------	---

Laeliinae - Species

200	L. anceps	Wendy Lodge (406)	3
201	Psh. cochleata 'Rita'	Rod & Judy McRedmond (1141)	2

Laeliinae - Standard over 100mm

221	C. Lavender Ice x C. Slc. Beaufort	Eileen Pinnock (519)	3
-----	------------------------------------	----------------------	---

Laeliinae - Standard under 100mm

203	Lc. Angelheart 'Hihimanu'	Rito & Rosetta Silvestri (302)	3
202	C. Portiata 'Mel'	Rito & Rosetta Silvestri (302)	2

June Results List (cont.)

Ref. No.

Points Awarded

First Division (cont.) Oncidiinae Hybrid - Any other Oncidiinae

210	Milt. Estrelita	Rito & Rosetta Silvestri (302)	3
211	Odcdm. Bitter Sweet	Ian & Denise Attenborough (450)	2
230	Mtssa. Estralita	Eileen Pinnock (519)	2

Oncidiinae Hybrid - Oncidium Hybrid

208	Zel. Cynthia Brighton	Trevor & Helen Stutley (1139)	3
209	Onc. Twinkle 'Red Fantasy'	Rod & Judy McRedmond (1141)	2

Orchid Genera not listed elsewhere - Species

216	Ddc. uncatum var. Formasanum	Rod & Judy McRedmond (1141)	3
-----	------------------------------	-----------------------------	---

Orchid Seedling - any Genera

228	z. Dynamite x Fsh. Mellow 'Bill'	Eileen Pinnock (519)	3
-----	----------------------------------	----------------------	---

Phalaenopsis &/or Dor. - Standard under 80mm

213	Phal. Unknown	Wendy Lodge (406)	3
-----	---------------	-------------------	---

Zygopetalum Hybrid (inc. intergenerics)

214	Z. Lois	Oui Ju & Michael Willoughby (1252)	3
215	Z. Advance Australia	Oui Ju & Michael Willoughby (1252)	2

Second Division

Australian Native Epiphyte - Hybrid

217	Den. Hilda Poxon	Vicky & Neil Cooper (1119)	3
-----	------------------	----------------------------	---

Cymbidium - 60 - 90 mm (all colours)

218	Cym. (Daves Dream x Pharaohs Gold)	Vicky & Neil Cooper (1119)	3
224	Cym. Unknown	Ron & Elizebeth Hannaford (432)	2

Dendrobium (not Aust Native) - Species

219	Den. Wamboral	George Misirlis (1125)	3
-----	---------------	------------------------	---

Laeliinae - Species

220	L. anceps var. Chamberlains	Vicky & Neil Cooper (1119)	3
-----	-----------------------------	----------------------------	---

Laeliinae - Standard over 100mm

222	C. Portia 'Baronessa'	Vicky & Neil Cooper (1119)	3
-----	-----------------------	----------------------------	---

Zygopetalum Hybrid (inc. intergenerics)

225	Zga. Marverick x Zba. Nova	Vicky & Neil Cooper (1119)	3
226	Z. Artur Elle 'Essendon'	Vicky & Neil Cooper (1119)	2
227	Z. Dynamite x Fsh. Mellow 'Bill'	Vicky & Neil Cooper (1119)	1



June Plant Commentary

Flower of Second Division and Flower of the Night: *Den. Womberal* benched by George Misirlis. A well grown plant on a fern slab with the roots growing throughout the slab. The plant had over 30 inflorescences carrying between seven and ten flowers (occasionally more). The flowers hung down and were some 25mm. Long and 15 - 30 mm. wide. Sepals and petals were yellow with some very fine spotting towards the flower centre. The labellum was quite showy with deep red stripes along it's length and the reverse was spotted red towards the flower centre.



Flower of Open Division: *Den. Hilda Poxon 'Mem. Nell George'* benched by Bev and John Gay. A well grown plant bearing eleven inflorescences distributed around plant. The flowers were numerous on each stem and "sat and looked at the admirers". The flowers were 60-70mm. tall and around 35mm. across. Sepals and petals were yellow with fine red spotting towards the centre of the flowers. The labellum was cream with heavy maroon markings on both sides towards the centre.



June Plant Commentary (cont.)

Flower of First Division: *Miltassia* Estrelita benched by Rito and Rosetta Silvestri. An extremely floriferous plant with too many inflorescences to count accurately. The flowers all generally faced the same direction so that the front of the plant was a very good display. The flowers were 10-11 cm. tall and 8-9 cm. at the widest point but a few were even wider. Sepals and petals were a purple colour With deep purple/maroon near the centre of the flower. The showy labellum was cream towards the centre with some deep maroon patches.



Orchid Culture Notes for July

Winter is now truly with us with the worst of it usually thrown at us this month although the weatherman says July this year could be a little drier than normal. Wind and rain keeps us indoors whilst our plants bear the brunt of winter. Keeping them on the drier side, especially during extended cold snaps and out of the wind and draughts are priorities, so is keeping the light levels up. Although the days are half hour longer at months end, the amount of light the plants receive will not be much different to June. August is a different matter with days stretching out to over 2 minutes a day and that's the signal that will kick start the spring growth.

July is a critical month for those of us eyeing of the spring shows. Hopefully most of us are looking at a forest of developing flower spikes and swelling flower sheaths on many genera. These must be kept dry and out of the weather unless you love bud drop and botrytis. Slugs and snails will also feast on these tender growths and fungal spots enlarge on the buds and at best will disfigure the blooms. It only takes one rain event to mess up a flowering. I had 2 pots full of *Laelia anceps*, some sporting up to 4 flowers per raceme. Dopey decided to leave them out one wet night whilst tight in bud to soften the bracts and remove the sticky honey that coats the flowers. That sounded good in theory. Result was every flower marked and a degree of disfigurement. From a distance they look great but up close not so good.

Fortunately it's a bit cold and wet for aphids and caterpillars, not saying they are not around because they are, only not as many. Check out developing flower spikes on your natives as this is one of the first places you will find them. Either that or grow a thistle in the shade house because they will find that. Just don't let it set seed. Seriously, I do have a couple of indicator plants in the shade house. These are my sacrificial lambs and these plus my diary keeps me ahead of pest problems before they get out of hand. In the next month or so I'll start filling some empty pots with scrunched up newspaper to test my earwig population for spring. They nearly wiped out all my new season *Cattleya* and *Oncidium* roots last year and this had a negative effect on their new growths this year and this is not going to happen again this year!

Native epiphytes are generally watered from the sky this month and fed fortnightly if in active growth but if you miss out it won't be the end of the world. Watering is always mid morning on a dry day so they can dry before nightfall. Mounted plants are misted in the mornings and also fed fortnightly with a foliar spray. I find the seaweed based feeds with a little blossom booster makes up a good foliar spray for my mounted natives at half strength or less. *Sarcochilus* are well into spike initiation and indications are this year will be good. These plants thrive this time of year with the cool conditions, rainwater and natural humidity. If yours are like mine then there are new roots everywhere and the plants look great. Remove any dying leaves as soon as they yellow as they can harbour fungal problems if left on the plants as well as those nearby. Watch out for fungal problems on the green leaves as well. Plants somewhat stressed are usually the first to show these brown soft looking spots. You can spray but I prefer to cut the offending leaf and make sure you leave some distance between the infection and clean tissue. Use a clean tool for each cut as it is no point transferring fungal infected sap to another plant. Equally important is to not let the infection get into the crown of the plant as once that goes your plant will do one of 2 things. Either it will grow side shoots, and this is about almost guaranteed for *Sarco. hartmanii* and *Sarco. fitzgeraldii* species and hybrids, or it will die and that tends to happen to your best plants. Inspect the roots as well that are growing into the pot. Those that are brown and soggy looking are telling you that they are over wet and that the drainage is not good in the mix. This is common when plants have been in the mix for some time and it has broken down. A wobbly plant will have the same problem. You can re pot now with no problems and encourage the new roots into the new mix.

Try and collect some rainwater and give your plants a few flushes with it as well to help clean out the salt build up from summer water and also fertilizing if grown under cover. I have seen additives such as charcoal and scoria absorb so much salt and this in high concentrations is detrimental to root development. I've also seen plants roots literally caked in salt deposits and this surely is not natural so the rainwater flushing can do no harm.

Many *Zygopetalums* will now be finished flowering but there will always be a few stragglers in a large collection that will spot flower right into summer. Once flowering has finished it will be time to divide them. I would wait until August then keep plants under cover until spring. The aim here is to let the new growths build up over the warmer months for as long as possible. I find if I do them too late then next years flowering from division is reduced somewhat.

Orchid Culture Notes for July (cont.)

Zygopetalums are now fed with AqualSol® or similar high nitrogen feed. Make sure you spray with a fungicide every 2 months to keep some of the spots away and watch out for the green caterpillars on the undersides of new leaves. I have also increased my shading on some of the zygopetalums as well and there is a noticeable drop in spotting on the newer leaves. This is still a work in progress but I have been pleased with the results. I want to see if age catches up and brings back the spotting in those varieties that are prone to it.

If your plants develop streaking or water soaked spots then a systemic fungicide like Fongarid® will be satisfactory. Keep the water and fertiliser out of your new growths as well as remove spent flowers that fall onto the leaves or into the new growths as they will rot overnight.

Spring flowering Cattleya's are kept on the drier side and an eye kept out on the developing sheaths to ensure nothing chews them or they don't rot. If they do show signs of fungal attack they are split and dried as to not damage the embryo flower inside. I hang all my flowering Cattleya's under a hard roof and quite high up until September, after that time I lower them as the sun starts getting hot again and I don't want them cooked.

Many of my mini Cattleya's are still in growth, in fact they always appear to be doing something, and are kept moving depending on their growth stage. A good collection of these will have something flowering most of the year.

Resting plants are still kept warm, allowed to dry out in between watering and exposed to as much light as I can give them.

Many Paphiopedilums are now in spike and the same principles of protection and keeping the leaf axils dry are important. Try and water the pot if you can and keep water away from the growths and flowers. They appreciate a bit of calcium and magnesium in their diet this time of year. Shell grit and crushed dolomite will provide these elements. Make sure no water gets into their pouch as nothing quicker will rot them.

Many Oncidiums are now in flower. These dancing ladies appreciate bright light and rather sheltered conditions. Don't be too concerned if their bulbs shrivel alarmingly at flowering time. This is quite normal and they will fill out again when the new growing season starts. Many of the hybrids that had Odontoglossum (now called an Oncidium) background share this habit. It scared me the first time!

Terrestrials must be kept moist but not over wet otherwise many will damp off. We should see increasing numbers of these on the show bench the next few months. If your plants are prone to damping off maybe a little more coarse sand in your mix next year will improve drainage. Weak organic based feeds are beneficial this time of year. Keep light levels rather high, especially for Diuris and Thelmytra (also known as sun orchids. Now that's a giveaway clue.

That's your all for July. Next month is August and spring will be right on after it. A year is not long enough anymore.

CAPSULE FORMATION AND CARE

Generally the orchid capsule simply requires the same conditions as the parent plant, but do not move the parent plant to a new location as this change in conditions may cause the capsule to abort.

PICKING RIPE CAPSULES

The next step is to pick the capsule when the seed inside is ripe, but before the capsule splits. This is important as the seed is quickly infested with fungus when the capsule splits, and also most of the seed will quickly fall from the capsule. The following methods are useful in picking the capsule at the correct time:

- Careful observation. Most capsules change colour to yellowish before splitting, and in some species the seed inside the capsule changes from cream to brown, and this is visible through the capsule wall.
- If several capsules are pollinated at the same time then as soon as the first splits the remainder can be picked.
- The capsule can be gently squeezed (from top to bottom) and if it splits then it must be picked. Green capsules will not easily split if squeezed.

Do not rely on seed ripening times as a guide, as the time it takes varies greatly, especially in your local conditions.

If you are unsure how close the time is for the capsule to begin to split, try tying a clean empty tea bag over the capsule a few weeks before hand and examine it from day to day.

SEED EXTRACTION AND DRYING

The mature capsule should be placed in a paper envelope in room conditions (cool, dry) for a week or two until the capsule dries out.

Once the capsules are dry they should be squeezed, and tapped so that all the dry seed falls out of them, onto a sheet of paper. Capsule and old flower fragments should be carefully removed, as they contaminate the seed.

SEED STORAGE AND POSTING

The dried seed should be placed into a clean paper packet which has all the seams and corners carefully sealed with sticky tape (be sure not to expose the tape to the seed as the seed will stick and is impossible to remove).

Seeds should be posted to the seed bank as soon as possible, but if this is not possible they should be stored in the refrigerator. Seeds stored at room temperature lose viability rapidly. Do not store the seeds at high humidity as they may go mouldy; but do not store them with desiccants as these can dehydrate and kill seeds.

Send Seed Donations to:


Australian Orchid Foundation Seed and Protocorm Bank

Manager: Dick Thomson
P.O. Box 2152
Templestowe Lower
Vic 3107 Australia

Phone: (03) 9850 9867

E-mail: protocorm@australianorchidfoundation.org.au

Your Support Is Much Appreciated



SPECIES ORCHID SEED PRODUCTION & COLLECTION

This brochure has been produced to aid orchid growers in pollinating orchid species and producing seed for distribution by the orchid species seed and protocorm bank, in an effort to make orchid species more widely available and better conserved in cultivation.

The main topics covered are:

- Selection of Parent Plants
- Pollination
- Capsule Formation and Care
- Picking Ripe Capsules
- Seed Extraction and Drying
- Seed Storage and Posting

We hope that this brochure provides information to growers to enable them to produce high quality seed of orchid species, so that these species can be widely distributed to ensure their conservation through cultivation.

Practical Orchid Conservation

SELECTION OF PARENT PLANTS

Your selection of parent plants for seed production will have the greatest impact on the quality of the seed and progeny produced; so take care in the following:

- Choosing plants which are good representatives of the species
- Choosing quality clones with the best flowers
- Choosing plants which are healthy

Orchids with viruses must not be used for producing orchid seed, as the viruses can be transferred to the seed and all subsequent seedlings grown from that seed. Typical symptoms of orchid viruses include:

- Colour break in the foliage (irregular patterns or spotting)
- Wrinkled or malformed foliage
- Striations or variegations in foliage

Do not use pollen from other people's orchids to pollinate your flowers without checking their plants for virus symptoms, as transferring pollen from infected plants onto your parent plant will also transfer the virus, which will then infect and may eventually kill your plant.

There are several ways of crossing (pollinating) parents to produce seed, and they are listed below in ranked order of preference:

- Out crossing (two separate unrelated clones)
- Sibling Crosses (two related plants, i.e. parent and sibling, or two siblings)
- Selfing

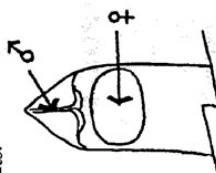
In many cases orchids will not produce good seed from selfing. They may produce capsules but the capsules will be empty or the seeds will have no or few embryos. If you are going to pollinate flowers for seed production it is worth ringing around members of your local orchid society to find pollen from another clone to outcross it, as it is disappointing to produce a capsule, wait 12-18 months only to find the capsule is empty or the seed does not germinate.

POLLINATION

The actual step of pollination of the orchid flower is simply transferring the male pollen to the female receptive surface (stigma). It does, however, take some investigation and study to determine where these male and female parts are located in the orchid flower, and the following are main types of arrangements of these parts:

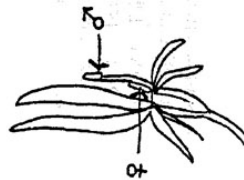
TYPE 1:

Many Orchid Genera
Most Common Type
♂ = Male Pollen
♀ = Female Stigma




TYPE 2:

Barkeria
Calanthe
Encyclia



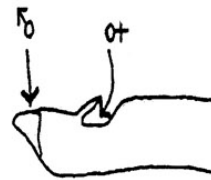
TYPE 3:

Cynripedium
Paphiopedilum



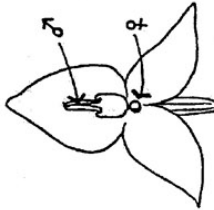
TYPE 4:

Dracula
Masdevallia



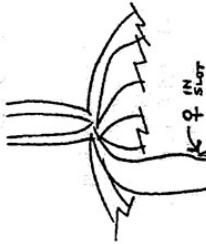
TYPE 5:

Disa
Satyrium



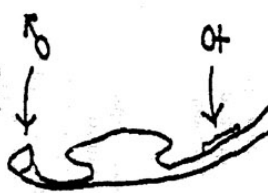
TYPE 6:

Gongora
Stanhopea



TYPE 7:

Pterostylis



Please let us know if you know of others.

Some pollen (e.g. Cymbidium) is hard, and is best if squashed or broken up before transfer, while other pollen is almost liquid (e.g. Cypripedium).

Transfer is best done with a clean toothpick or similar fine instrument. Flowers are best pollinated a few days after opening, by which time the pollen will be mature. Pollinate flowers in mild even weather, avoiding cold or hot conditions as these can reduce the success of pollinations.

ORCHID CLUBS IN SOUTH AUSTRALIA – General Meeting Times

THE SOUTH COAST ORCHID CLUB OF SOUTH AUSTRALIA: Meets on the first Wednesday of the month at St. Bernadette's Church Hall corner of Walsh Avenue and South Road, St. Mary's. Beginners Class starts at 7.15p.m., meeting at 8.00p.m.

THE DAYTIME CHAPTER: meets at the Lou Kesting Hall, off Broadway, South Brighton on the second Thursday of the month at 2.00p.m.

THE SOUTHERN REGIONAL GROUP: meets at Carricalinga House, 17-19 Torrens Street, Victor Harbor at 2.00p.m. on the 3rd Sunday of the month.

THE ORCHID CLUB OF SOUTH AUSTRALIA: meets at 8pm in The Enfield Community Centre, 540 Regency Road, Enfield on the 1st Thursday of the month.

Daytime Group: meets from 2.00p.m. to 4.00p.m. in the Enfield Community Centre, 540 Regency Road, Enfield on the 2nd Friday of the month.

THE MURRAY BRIDGE AND DISTRICT ORCHID CLUB: meets at 1.45pm in the Seventh Day Adventist Hall, corner Myall Avenue and Standen Street, Murray Bridge on the 4th Sunday of the month.

NORTHERN AND EASTERN DISTRICTS ORCHID SOCIETY: meets in St. Philip's Church Hall, Galway Avenue, Broadview from 7.30p.m. on the 3rd Thursday of the month.

THE SOUTH AUSTRALIAN ORCHIDACEOUS SOCIETY: Meets at the Adelaide West Uniting Church Hall, 312, Sir Donald Bradman Drive, Brooklyn Park from 7.30p.m. on the 3rd Wednesday of the month.

THE NATIVE ORCHID SOCIETY OF SOUTH AUSTRALIA: meets at 7.30p.m. at St. Matthew's Church Hall, Bridge Street, Kensington on the 4th Tuesday of the month.

THE CYMBIDIUM CLUB OF SOUTH AUSTRALIA: Meets at 7.30p.m. at Burnside Community Centre, 401, Greenhill Road, Tasmore on the 4th Wednesday of the month.

Our Affiliated Clubs:

The Murray Bridge and Districts Orchid Club.

The Orchid Club of S.A. Inc.

EVENTS 2013

Winter Show: 13th and 14th July. Enfield Community Centre in the Main Hall.

Spring Show: 6th to 14th September, Goyder Pavilion, Royal Adelaide Show-ground, Wayville.

Socialising with Sarcs: 2nd November, Enfield Community Centre.

Current Sponsors for our Club

We wish to thank the following persons who have supported us and our shows with donations etc. Members are requested to keep these people in mind when purchasing orchids and supplies.

Centro Management
Coast FM
Cobb & Co.
Geoff & Lucy Spear
John & Bev Gay
Moss & Rosemary Bray (Sims Orchids)
Smoults Horticultural supplies
Tom Burian
Western Orchids

MILES HARPER

HARPER DAVISON - FOR LEGAL ADVICE
INCLUDING WILLS AND ESTATES
1st free interview for South Coast Orchid
Club Members
Phone 8273 8660
Email - miles@harperdavison.com.au

Sim's Orchids

& LABORATORY SERVICE

Phone: (08) 8382 8822
Fax: (08) 8382 0782
Mobile: 0418 822 215
E-Mail: simsorch@bigbutton.com.au
WEB: www.bigbutton.com.au/~simsorch

WESTERN ORCHIDS / LABORATORIES ORCHID TISSUE CULTURE MEDIA, LABORATORY SERVICE CLONING & SOWING

Flasks of Aust. Den. & Aust. Cym. species and hybrids. Commercial Cym. Pot-plant, Cut-flower & Show bench seedlings & Clones. Select quality, mini Cat. alliance clones. Misc. species. Sarco's . Disas
Kevin & Helen Western. Ph/Fax 08 8270 4599

Email westernorchids@bigpond.com

Sundaani Orchids

8327 3608

Specializing in breeding Early, Perfumed, Peloric and feathered Orchids.
Flasks by Order only.
Plants for sale Wednesday & Thursday by appointment only.

Lyttle Orchid Clones

5 Swifte Court ,Aberfoyle Park SA 5159
Zygopetalum seedlings in Flask
Small Flask \$20 Large Flask \$30
Phone (08) 83818618 Fax (08) 8322 7887
Email: admin@lyttleorchidclones.com.au
www.lyttleorchidclones.com.au

Cobb and Co

Garden Supplies, Orchid pots, Fertilizers and lots more
Unit 5, 28 Maxwell Rd
Para Hills West
Phone: (08) 83497300

Tom Burian Orchids

Lot 25 Heinjus Road, Strathalbyn
5255
Phone 0412 391 989
Open Weekends all year around.

AFFILIATED CLUBS

Murray Bridge and District Orchid Club Inc.
Orchid Club of South Australia

If unclaimed please return to
P.O. Box 314 Oaklands Park S.A. 5046

