





Baby Rest Slim FL Users Manual

Please read this users manual carefully and use accordingly.
Please keep this manual for future reference.

Safety Warnings

Safety precautions noted here are divided into “warnings” and “cautions” according to the urgency and seriousness of the harm and damage that may occur. Please read this instruction manual carefully before use, and observe the safety precautions.

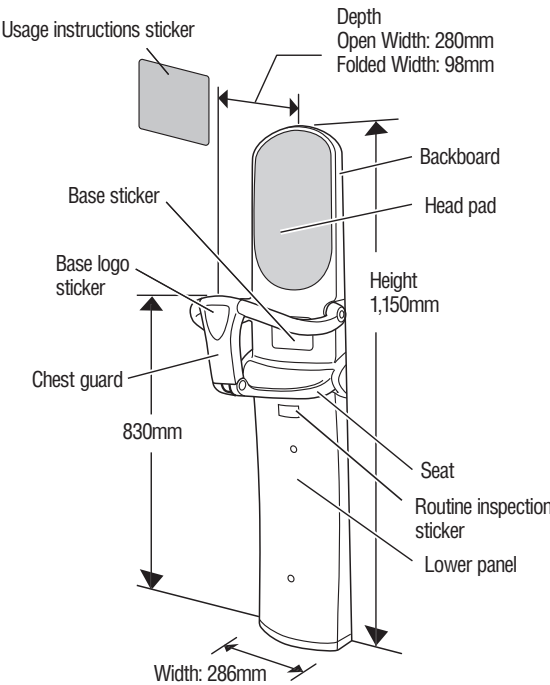
 WARNINGS	If this label is ignored or mishandled, there is risk of serious injury or death.
 CAUTIONS	If this label is ignored or mishandled, there is risk of injury or property damage.
	These illustrations demonstrate what should not be done with the Baby Rest Slim FL.
	These illustrations demonstrate the correct way to use the Baby Rest Slim FL.

Proper Usage

 WARNINGS	 CAUTIONS
<div></div> <div> Keep watch Never leave Do not allow to play</div>	<div></div> <div>Flammables</div>
Age limitation	Infants from five months to two and a half years old (15kg or less)
Max. load	300N (30kgf)



Name and Dimensions



For Safety Check



In order to use our product safely, better to do daily checks and annual inspections. Injury or serious accident could occur if safety inspections are not performed and/or problems with the product are not observed.

The daily or weekly inspection should be done by both eyes and hands. No tools are necessary.

1. Physical Inspection

1. Check for loose parts
2. Make sure the base does not wobble or shake, and that the guard is firmly in place
3. Check for scratches or broken parts

2. Checking the Guard's Mobility

1. Insure that the guard is firmly in place, does not wobble or shake, and moves from left to right.
2. After testing the opening and closing function of the guard several times, insure that neither the base nor the guard wobbles or shakes.

3. Sticker Check

Stickers and decals should be firmly adhered and legible. Check for scratches, rips, missing stickers, or fadedness.

4. Head and Seat Pad Check

Check for scratches and broken parts. Make sure the head and seat pads do not wobble or shake.

If a problem is found during the inspection, immediately stop using it, and contact your dealer for assistance.

For more information regarding the maintenance inspection (at charge bases) and repair parts (at charge bases).

- Main maintenance parts include pads and decals.
- Product durable period is 7 years. Repair Parts available with in 5 years after end of production.

Maintenance



Do not use cleaners other than neutral detergents. Using other cleaners may compromise the integrity of the plastic parts of the product, or cause fading, cracks, and other physical damage.

- This product is designed for children to sit in. After installation, clean periodically.
- Use a watered-down mild detergent to clean product, then dry thoroughly.

Technical Specifications

Product Number	BK-F62WH
Product Name	Baby Rest Slim FL
Dimension	W286×D98(Open Width:D280)×H1,150mm
Nett weight	7.5kg
Materials	•Base/ABS resin, steel •Head pad/frame: ABS resin, Cushion: urethane foam, Surface: Synthetic leather (urethane leather)

*Be advised that technical specifications for this product may change without notice for reasons such as improvement in design.

*For information on products, contact the distribution agency.

Manufacturer

Combi Corporation

2-6-7, Motoasakusa, Taito-ku, Tokyo 111-0041 Japan

Distributor

CombiWith Corporation

Head Office/2-6-7, Motoasakusa, Taito-ku, Tokyo 111-0041 Japan
TEL : 81-3-5828-7631 FAX : 81-3-5828-7630
www.combiwith.co.jp/

*The Combi Group follow environmental friendly business practice based on ISO 14000 Certification Guidelines.
Please dispose of your Baby Rest Slim FL using proper waste management methods.