



# Combi

## Combi Changing Board R1 CB13 Instruction Manual

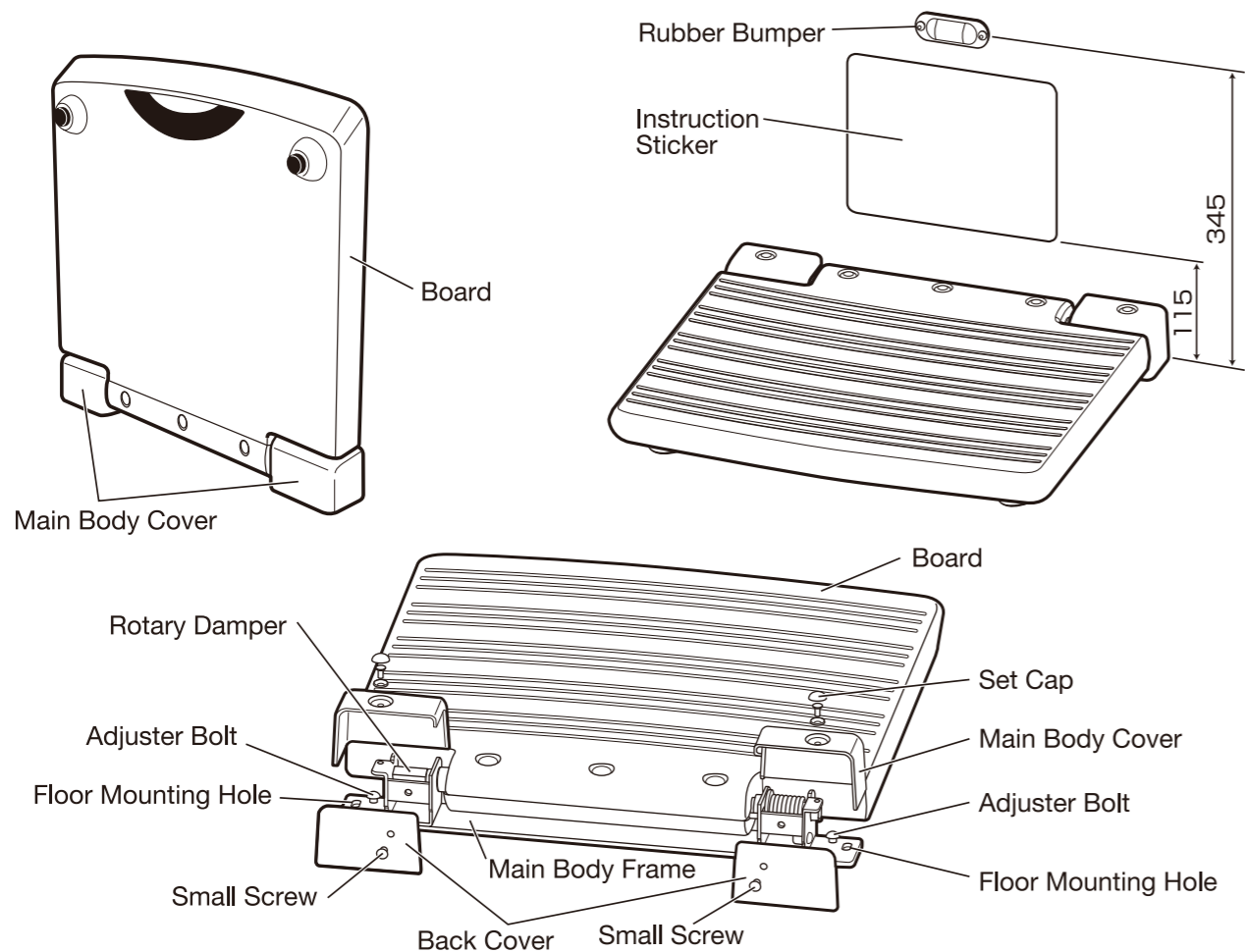
- This product is intended for use only for changing clothes. Read this instruction manual thoroughly to ensure correct use. Keep this manual for future reference.

### Safety Precautions

- The precautions shown here are classified into "Warning" and "Caution" according to the magnitude and imminence of the hazard or damage to the child or the person operating the product if the product is improperly handled. Be sure to read carefully before use and follow them to ensure safety.

 <b>Warning</b>	Ignoring the instructions or misuse may result in severe injury or death.
 <b>Caution</b>	Ignoring the instructions or misuse may result in injury or property damage.

### Part Name and Dimension

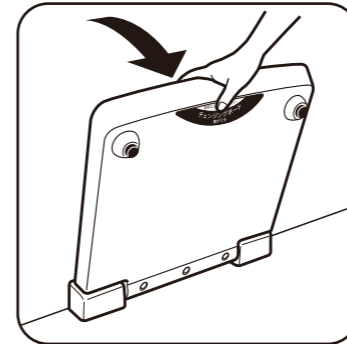


### Material

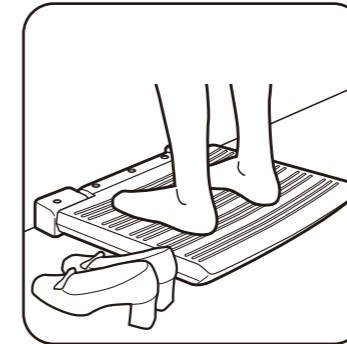
Body : ABS Plastic, Steel

### How to Use

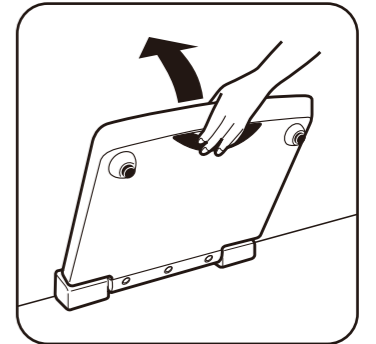
- 1** Pull the board forward.



- 2** Remove your shoes and stand on the board.




- 3** After use, be sure to close it to the original position.




### Cleaning Method

- Clean regularly to keep immaculate after installation.
- When cleaning, use diluted neutral detergent to wipe, then wipe it with wet cloth, then wipe with dry cloth to take off moisture.

 <b>Caution</b>	Do not use detergents other than neutral detergents. (Other detergent may cause deterioration, fade, crack or damage on plastic.)
--	---

### Maintenance and Inspection

 <b>Warning</b>	Carry out following daily inspection to ensure safety. If the inspections are not carried out, degradation or damage of the product may not be discovered, which may cause injuries or serious accidents.
--	---

- ① Check that the product is mounted securely and that there is no rattling, etc.
- ② Check that the board moves easily and smoothly when opening and closing.

If any malfunctions are found during the inspection, immediately discontinue the usage and contact the sales agent.

Contact your sales agent for repair part (for a charge).

- Major repair parts include rubber bumper, rubber foot, sticker, etc.
- The product life is 7 years. The storage period of repair parts is 5 years after the final production.

Part No.	CB-01R	CB-13
Product Name	Changing Board R1	Changing Board CB13
Product Dimensions (mm)	W472 X D75 X H450 (Open W472 X D448 X H63 )	
Product Weight	3.6kg	
Materials	Main Body/ABS Plastic, Steel	

- \* Product specifications are subject to change without notice due to improvements.
- \* When disposing of a product, dispose it properly in accordance with the waste disposal act.

The installation manual is on the back side.

**CombiWith Corporation**

Head Offices: 2-6-7 Motoasakusa, Taito-ku, Tokyo 111-0041 Japan  
Tel: 03-5828-7631 Fax: 03-5828-7630