


☐

I'm not robot


reCAPTCHA

I'm not robot!

Pmay application form pdf

[Pmay application form bengali pdf.](#) [Pmay-g application form pdf.](#) [Pmay housing application form pdf.](#) [Pmay offline application form pdf.](#) [Pmay application form pdf jammu and kashmir.](#) [Pmay subsidy application form pdf.](#) [Pmay application form pdf hindi.](#)
[Sbi pmay application form pdf.](#) [Pmay-g application form pdf hindi.](#) [Pmay-u application form pdf.](#) [Pmay-g application form pdf assam.](#) [Pmay application form pdf rural.](#) [Pmay gram in application form pdf.](#)


The Narendra Modi government has extended the Pradhan Mantri Awas Yojana to provide affordable housing to all sections of the population. PMAY was launched in 2015 and will be rolled out in stages across the country. The project is expected to be completed by 2022. The last date to apply for PMAY and qualify for housing loan subsidy is 2024. December 31st Last date for CLSS MIGI (B & I) extended to 2024. December 31 DISCOVER MORE Follow the steps below to apply for Pradhan Mantri Awas Yojana. Step 1. Apply on the PMAY website pmaymis.gov.in. Step 2. Select 'Citizenship Assessment' and click on the appropriate option: 'Slum dwellers' or 'Benefits by other 3 components'.



Step 3. Enter your Aadhaar card details. Step 4. This will take you to the application page where you need to fill in all the details carefully. Step 5. Information to be filled in includes but is not limited to name, contact phone number, other personal information, bank details and income. Step 6. After this step, select "Save" and enter the Captcha code. Step 7.

Then click on the Save button. The program is ready and at this point you can start printing. How to apply for PMAY offline? Although individuals can apply for the PMAY offline by following the steps above, they can also apply online. To apply for the PMAY offline, you must visit the Common Service Centers (CSCs) provided by the state and union territory governments. There you have to fill and submit the application form provided by the officials after paying Rs.25 plus GST, the application form provided by the employees working there must be completed and submitted.

It should be mentioned here that no private organization/individual has been authorized by the Ministry of Housing and Urban Affairs (MOHUA) to collect these fees from the beneficiaries of this scheme. If you have more* Pradhan Mantri Awas Yojana was launched by the Narendra Modi government to make affordable housing accessible to all social groups. PMAY was launched in 2015 and will be implemented in phases across the country. The project is likely to be completed by 2022. PMAY Program Application date of submission and application for housing loan subsidy is 31 December 2024.



**प्रधान मंत्री
आवास योजना**
Ghar Bani Karyakram

**PRADHAN MANTRI AWAAS YOJANA –GRAMIN
(PMAY-G)**

The erstwhile India Awas Yojana has been renamed as Pradhan Mantri Awas Yojana (PMAY-G) during 2015-17. As Government is committed to provide "Housing for All" by 2022. To fulfill the Government's commitment and to address rural housing gaps, IAY has been rebranded into Pradhan Mantri Awas Yojana - Gramin (PMAY-G) w.e.f 1st April, 2016.

- PMAY-G is a Centrally sponsored Scheme.
- The cost of the scheme is shared by centre and state on 60: 40 basis
- PMAY-G aims to provide pucca house with basic amenities to all households homeless and households living in Kuchha and dilapidated house in rural areas by 2022

Required Documents for Registration:

For registration, the details of bank account, name of nominee, MGNREGS job card number have to be mandatorily entered. Achar number and telephone number are also required during registration. After registration of the beneficiary details and validation of the bank account details of the beneficiary, a sanction order shall be individually generated in Awasoft.

Instatement Pattern:

Statement	Stage	Amount
		IAP NON-IAP
1 st	On issue of work order	Rs. 20000/- Rs. 20000/-
2 nd	On completion of plinth	Rs. 35000/- Rs. 30000/-
3 rd	On completion of upto roof level	Rs. 45000/- Rs. 40000/-
4 th	After Completion of houses in all respect including the sanitary latrine and beneficiary slash in the house.	Rs. 30000/- Rs. 30000/-
	Total	Rs. 1,30,000/- Rs. 1,20,000/-

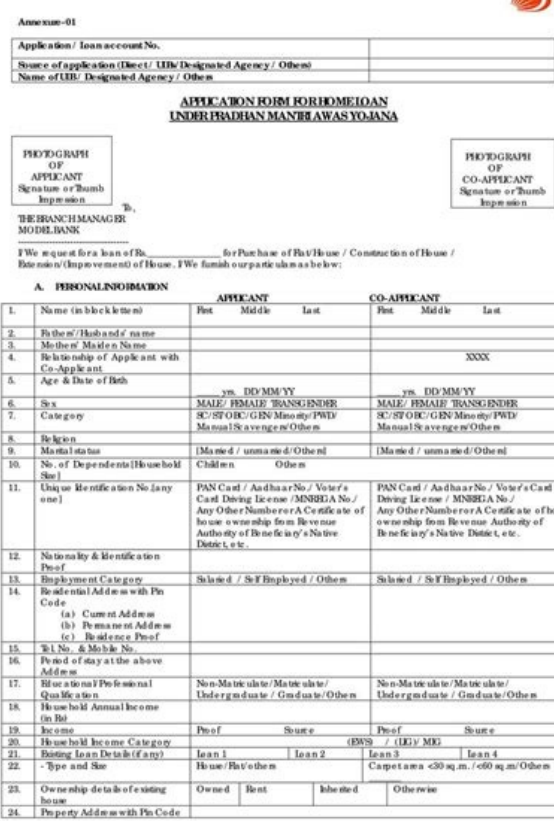
Last date for MIG Category (I & II) under CLSS has been extended to 31 December 2024. Below Apply for Pradhan Mantri Awas Yojana Step 1 - Access PMAY website pmaymis.gov.in Step 2 - Select \xe2\x80\x9cCitizen Assessment\xe2\x80\x93 and click on the appropriate option: \xe2\x80\x93S9cDwellers\xe2\x80\x93 or \xe2\x80\x93S9cBenefit of 3 other components\xe2\x80\x93 Step 3 - Enter your Aadhaar card details Step 4 - This will direct you to the application page where you have to fill all the details accurately Step 5 - The details to be filled include but not limited to name, contact number, other personal data, bank account details and income. Step 6: Once done select \xe2\x80\x93S9cSave\xe2\x80\x93 and enter Captcha code. Step 7. Then click on the \xe2\x80\x93S9cSave\xe2\x80\x93 button. The application is already completed and can be printed at this stage. How can I apply for PMAY mode offline? While individuals can apply for the PMAY program online, they can also apply offline by following the above steps.

[illegible]

you must complete and submit the application form issued by the staff. It should be noted here that there was no person at the behest of the Ministry of Housing and Urban Affairs. Data such as name, father's name and mobile phone number. There is no process to check the status of the PMAY request with the evaluation ID. Step: 1. Login to Pradhan Mantri Awas Yojana website: or go to and select "Citizen Declaration" then click "Check Status". Step: 2. When you click on the follow button, you will be presented with two options: "By Name, Father's Name and Mobile Number" and "By Rating ID". Step: 3. Select the "By Note ID" option. Step: 4. Enter the test ID and mobile number that you provided when completing and submitting the form. Step: 5. After entering the data, click the "Send" button. Step: 6. The user will soon know where his app is located. Procedure for checking the status of your PMAY application with your name, father's name and mobile number. Step: 1. Log in to the Pradhan Mantri Awas Yojana website (pmaymis).gov.in and access Citizen Declaration. Then click the Check Status button. Step: 2. After clicking on the "Find your state" button, select the "By name, father's name and mobile number" option. Step: 3. When done, enter your state, county and city details. Step: 4. In the next step, enter your name, father's name and mobile number. Step: 5 - Then click "Send". Step - 6 - Then you can see the status. How to Download Pradhan Mantri Awas Yojana Application Form. Step: 1. Access the Pradhan Mantri Awas Yojana website: pmaymis.gov.in. Step: 2. Follow the steps above and access the application form in one of the two ways above. Step: 3. Click "Print".

	Annexure 4 (Para 8.3 of the Guidelines)																				
HOUSING FOR ALL BY 2022 (HEA)																					
FORMAT A) INFORMATION OF BENEFICIARY BEING COVERED UNDER SLUM REHABILITATION																					
1. Name of head of the family																					
2. Sex [Male <input type="checkbox"/> , Female <input type="checkbox"/> , Transgender ¹]																					
3. Father's name																					
4. Age of head of the family																					
5. Present Address and Contact Details																					
I. House No. _____ II. Name of the Slum _____ III. Cpe. _____ IV. Mobile No. _____																					
6. Permanent Address																					
I. House Plt./Door No. _____ II. Name of the Street _____ III. City/Village _____ IV. District/Zone _____																					
7. Aadhaar Card Number, if not available Voter ID Card/ Any other unique identification number or a certificate of house ownership from Revenue Authority of beneficiary's native district																					
8. Number & age of family members																					
<table border="1" style="width: 100%; border-collapse: collapse;"> <thead> <tr> <th style="width: 20%;">Relationship to Head of the Family</th> <th style="width: 20%;">Gender</th> <th style="width: 20%;">Age</th> <th style="width: 40%;">Aadhaar Card/Voter ID Card/Any other unique identification number or a certificate of house ownership from Revenue Authority of beneficiary's native district</th> </tr> </thead> <tbody> <tr> <td style="height: 30px;"></td> <td></td> <td></td> <td></td> </tr> <tr> <td style="height: 30px;"></td> <td></td> <td></td> <td></td> </tr> <tr> <td style="height: 30px;"></td> <td></td> <td></td> <td></td> </tr> <tr> <td style="height: 30px;"></td> <td></td> <td></td> <td></td> </tr> </tbody> </table>	Relationship to Head of the Family	Gender	Age	Aadhaar Card/Voter ID Card/Any other unique identification number or a certificate of house ownership from Revenue Authority of beneficiary's native district																	
Relationship to Head of the Family	Gender	Age	Aadhaar Card/Voter ID Card/Any other unique identification number or a certificate of house ownership from Revenue Authority of beneficiary's native district																		
9. Religion Hindu/6a, Muslim/6b, Christian/6c, Sikh/6d, Jain/6e, Buddhism/6f, Zoroastrian/6g, Other (specify) 6h																					
10. Caste General/6c, SC/6d, ST/6e, OBC/6f																					
11. Whether Person with Disability (Yes/No)																					

Conditions of participation Only people from economically weaker social classes or low-income groups can apply for the programme. If at any time the applicant has misrepresented the facts, the loan may be canceled and appropriate legal action will be taken.



You can view the application form by selecting one of the options: Name, Father's name and Telephone number or Scoring ID.
Once you have made your selection, click "Print" to receive your PMAY request. When is the application deadline for PMAY 2023? Applications for Pradhan Mantri Awas Yojana are due by 2024 Dec 31 How to use the Pradhan Mantri Awas Yojana online form to submit a complaint and ask questions?
If you have a problem with your PMAY form, you can contact the Department of Housing by phone, email, post or in person. Copyright © 2019 Ministry of Housing and Urban Affairs, Government of India. All rights reserved. Reserve.