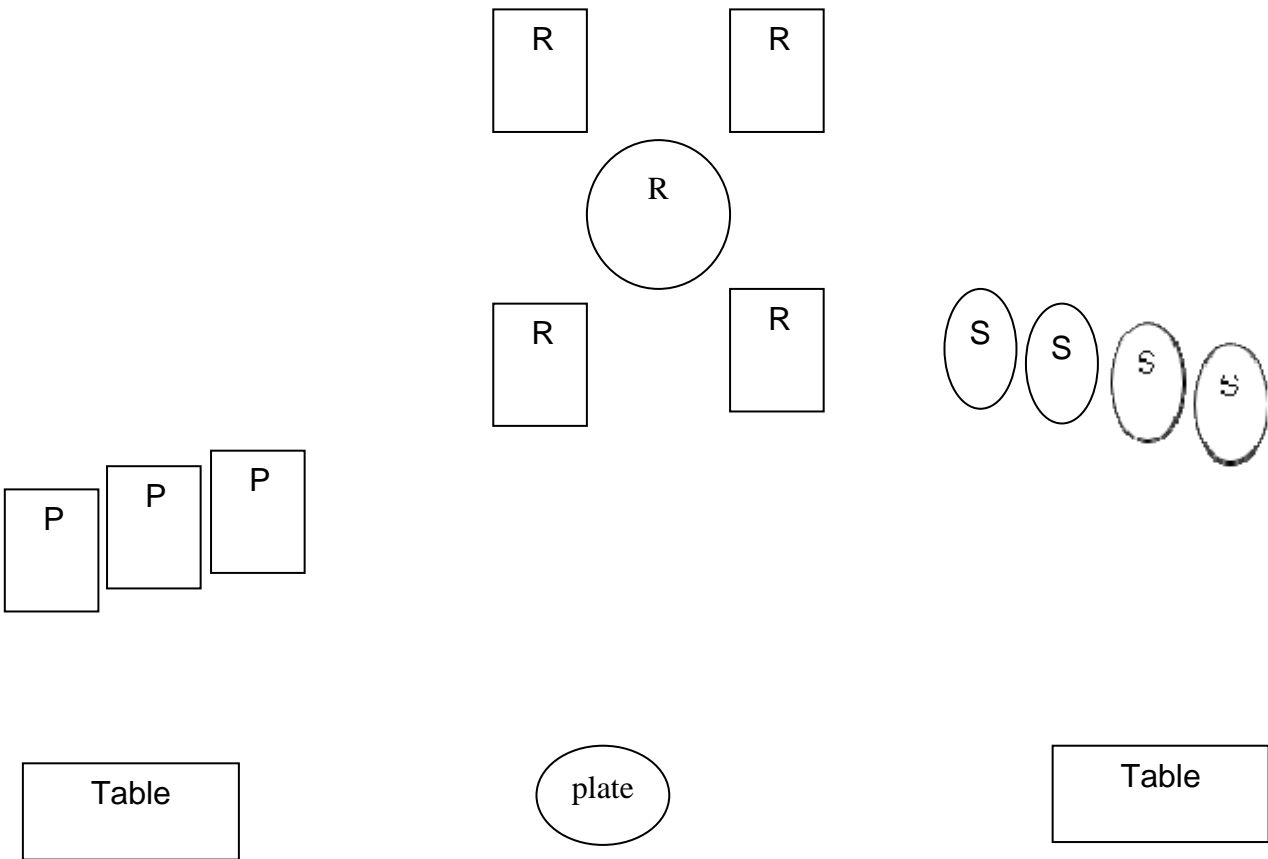
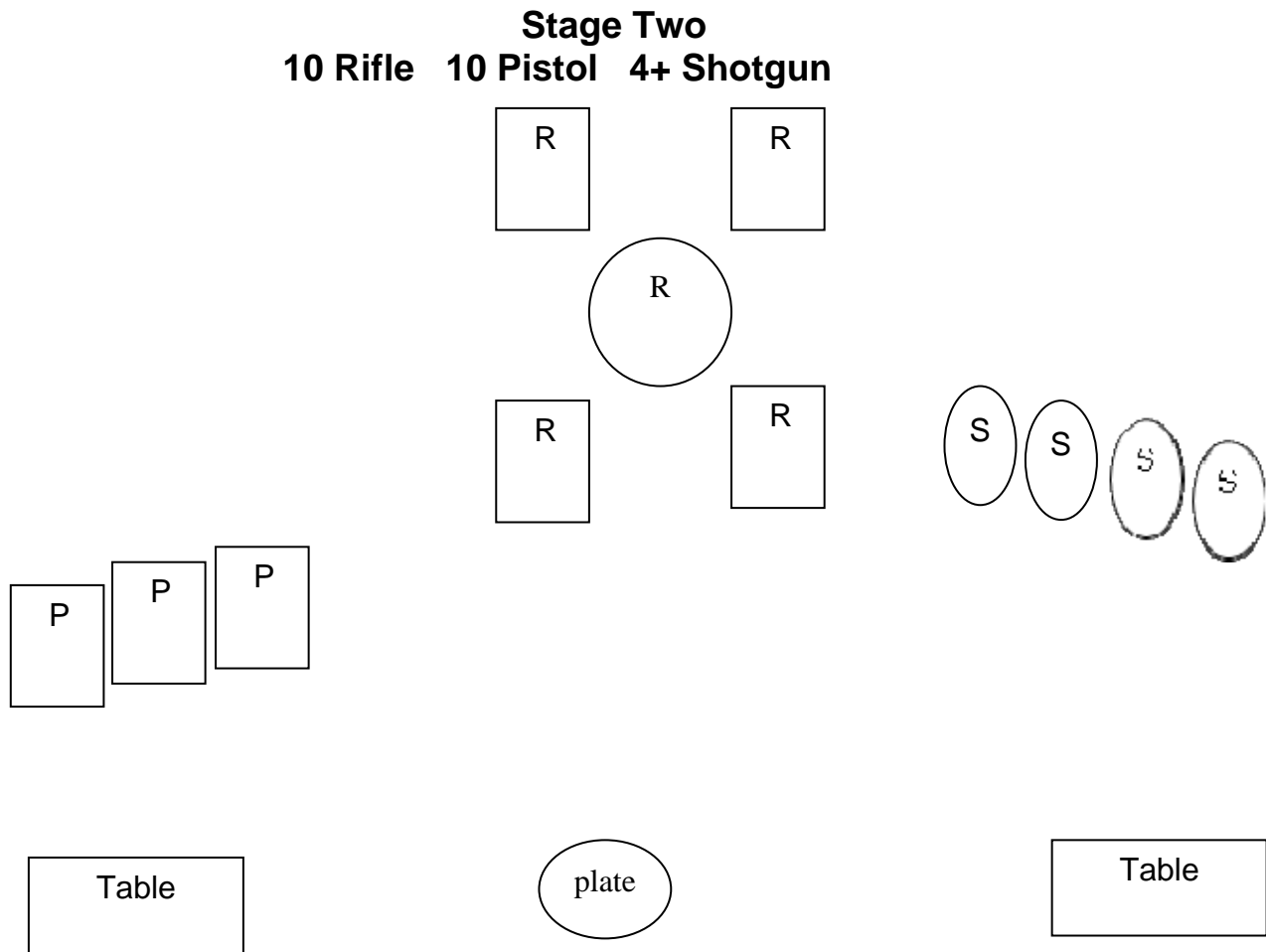


**Stage One**  
**9 Rifle 10 Pistol 4+ Shotgun**



**Staging:** Pistols holstered, shotgun staged right table rifle in hand.

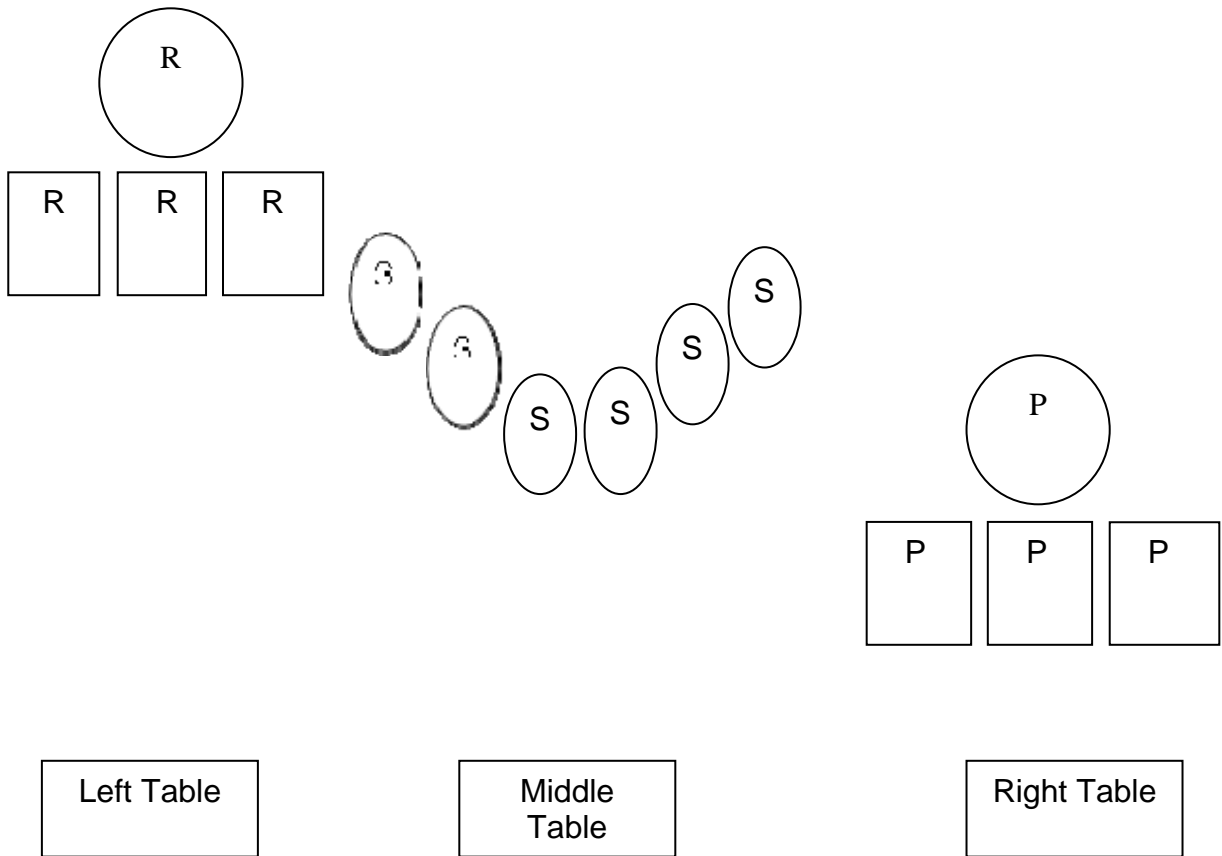
**Scenario:** Standing one foot touching plate, rifle in hand, when ready say “***We’re burning day light***” ATB engage rifle targets by alternating between the circle and the rectangles with one round each, beginning on the circle. Move to the table of choice and make rifle safe, pistols or shotgun may be shot next. If shooting pistols next, with pistols alternate between an outside target and the center target for five rounds, then alternate between the other outside target and the center target for five rounds. Then move to the other table, with shotgun knock down shotgun targets in any order.



**Staging:** Pistols holstered, shotgun on right table, rifle on table of choice.

**Scenario:** Standing behind table of choice, hands on hat, when ready say “*lets rustle up some grub*” ATB guns may be shot in any order but rifle may not be last. With rifle engage targets in two diagonal 2-2-1 sweeps beginning on an outside target. With shotgun knock down shotgun targets in any order. With pistols engage pistol targets in two 2-2-1 sweeps, beginning on either end.

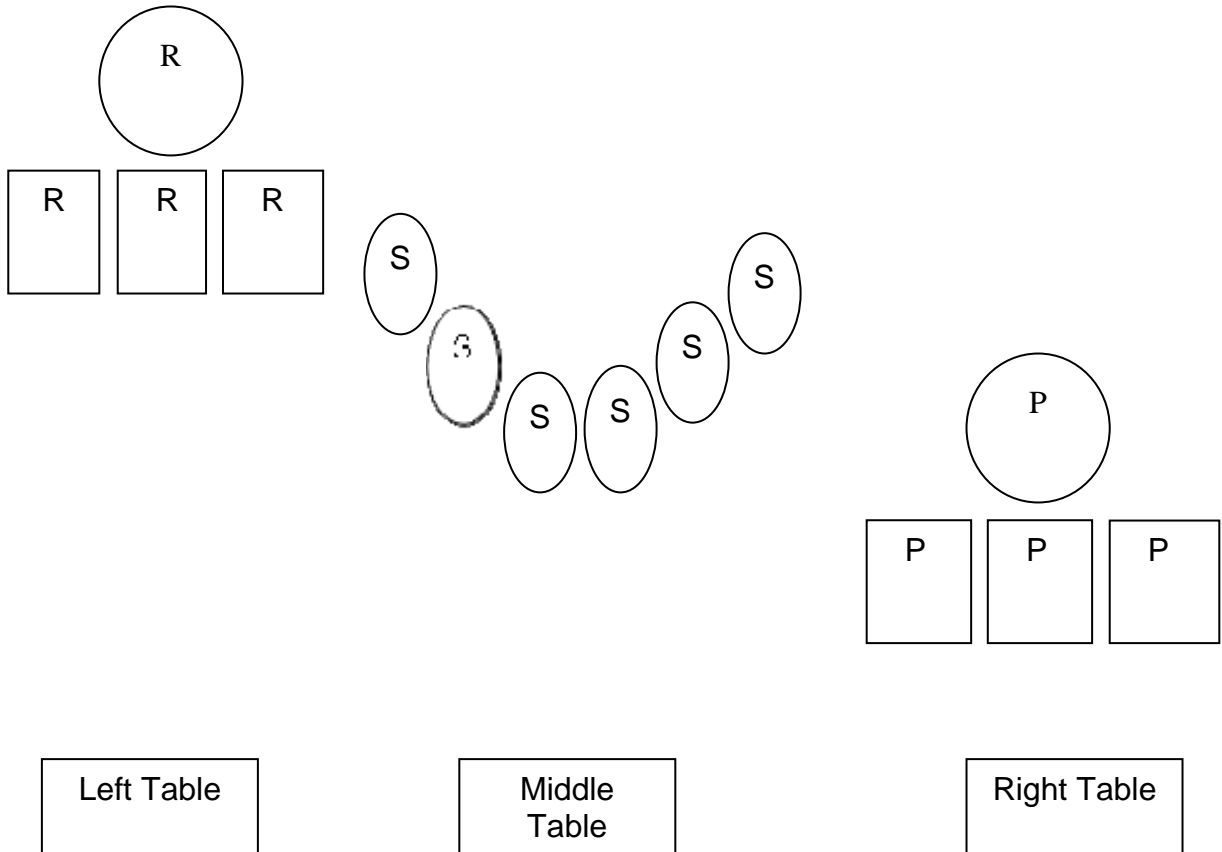
**Stage Three**  
**10 Rifle 10 Pistol 6+ Shotgun**



**Staging:** Pistols holstered, shotgun staged on middle table, rifle in hand.

**Scenario:** Standing behind left table, with rifle in hand, when ready say ***“you called the thunder well now you got it”*** ATB With rifle engage rifle targets in a Laurence Welk sweep, beginning or ending on the circle. Move to middle table. With shotgun knock down the shotgun targets, any order. Move to right table. With pistols engage pistol targets per rifle instructions.

**Stage Four**  
**10 Rifle 10 Pistol 6+ Shotgun**

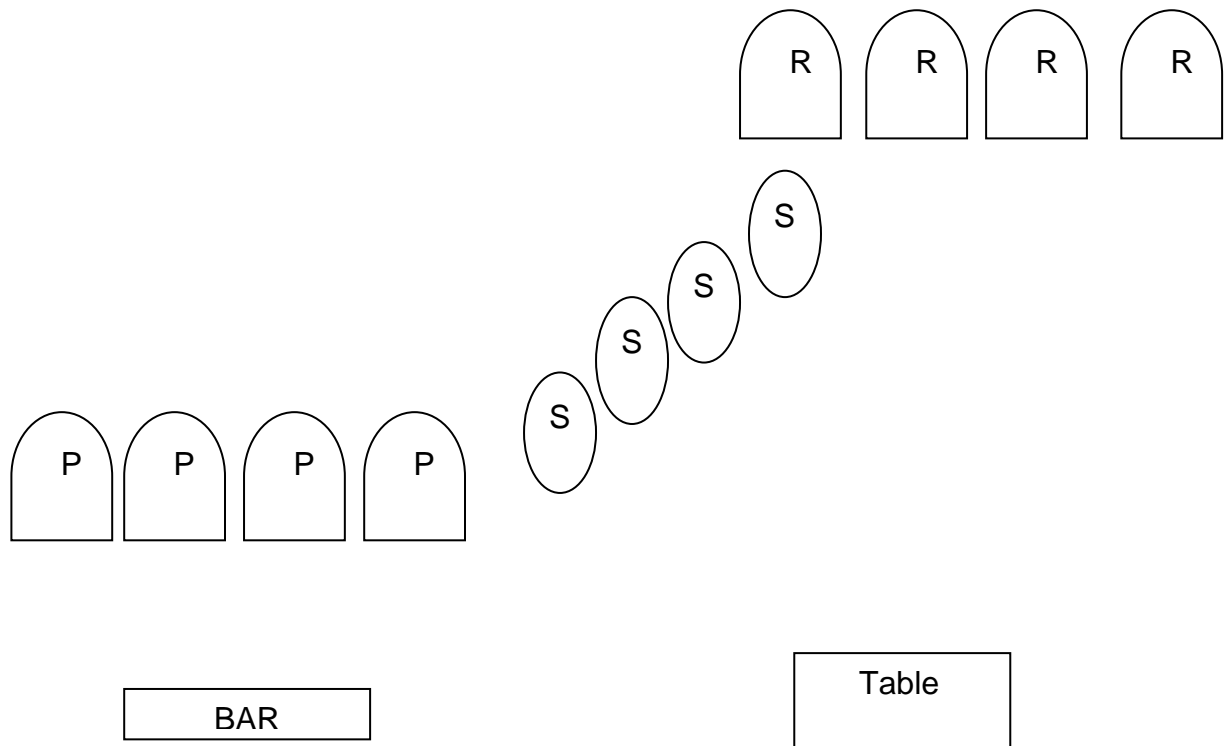


**Staging:** Pistols holstered, rifle staged on left table, shotgun in hand.

**Scenario:** Standing behind middle table with shotgun in hand and loaded. When ready say ***“let’s finish it”*** ATB With shotgun, knock down the shotgun targets, any order. Move to the left table and with rifle engage rifle targets with at least two rounds each, any order. Move to the right table, with pistols engage pistol targets per rifle instructions.

## Stage Five

10 Rifle 10 Pistol 4+ Shotgun

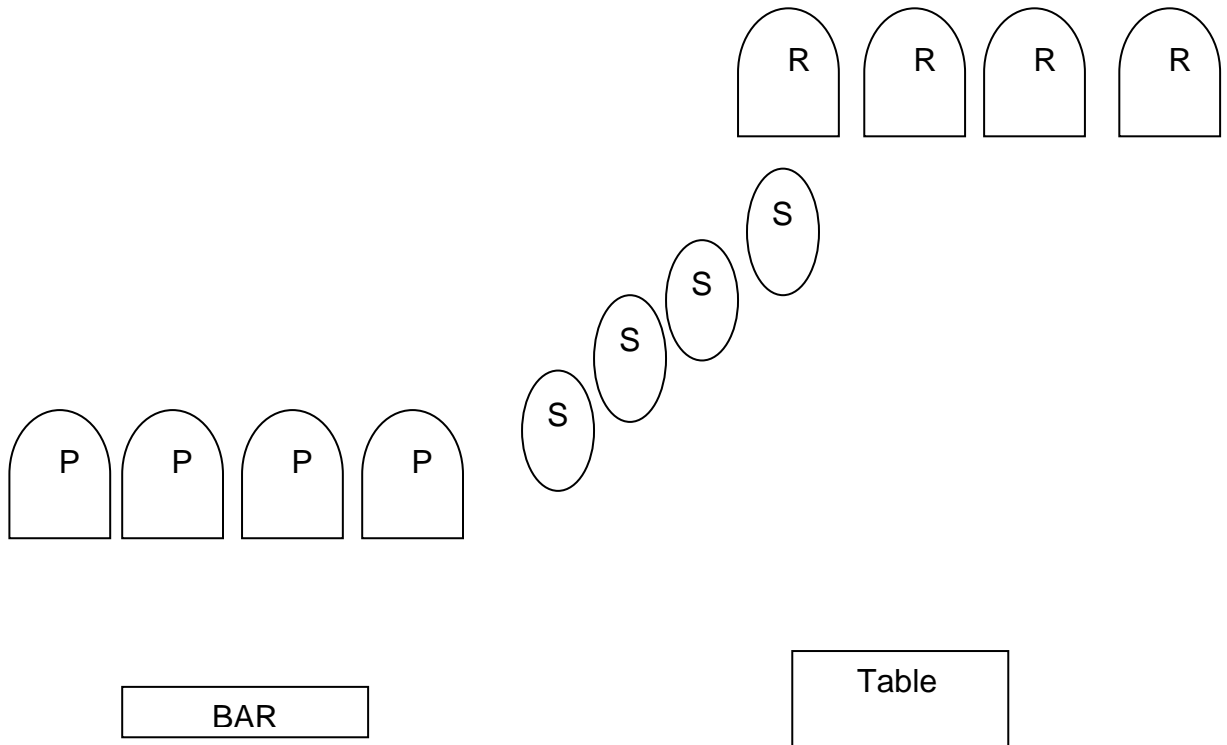


**Staging:** Pistol or pistols in hand, rifle and shotgun staged on the table.

**Scenario:** Standing behind the bar with pistol or pistols in hand, when ready say ***“looks like boot hill”*** ATB With pistols engage pistol targets with three rounds on an inside target then sweep the four targets then place three rounds on the other inside targets. Move to the table and with rifle engage rifle targets per pistol instructions. Then, with shotgun knock down shotgun targets any order.

*Savannah River Rangers 1-21-18*

**Stage Six**  
**10 Rifle 10 Pistol 4+ Shotgun**



**Staging:** Pistols holstered, rifle and shotgun staged on table.

**Scenario:** Standing behind table, hands at low surrender. When ready say, ***“I feel lucky do you”*** ATB rifle and shotgun may be shot in any order. With rifle engage rifle targets in a Nevada sweep double tapping the end targets. With shotgun knock down shotgun targets any order. Move to the bar and with pistols engage pistol targets per rifle instructions.