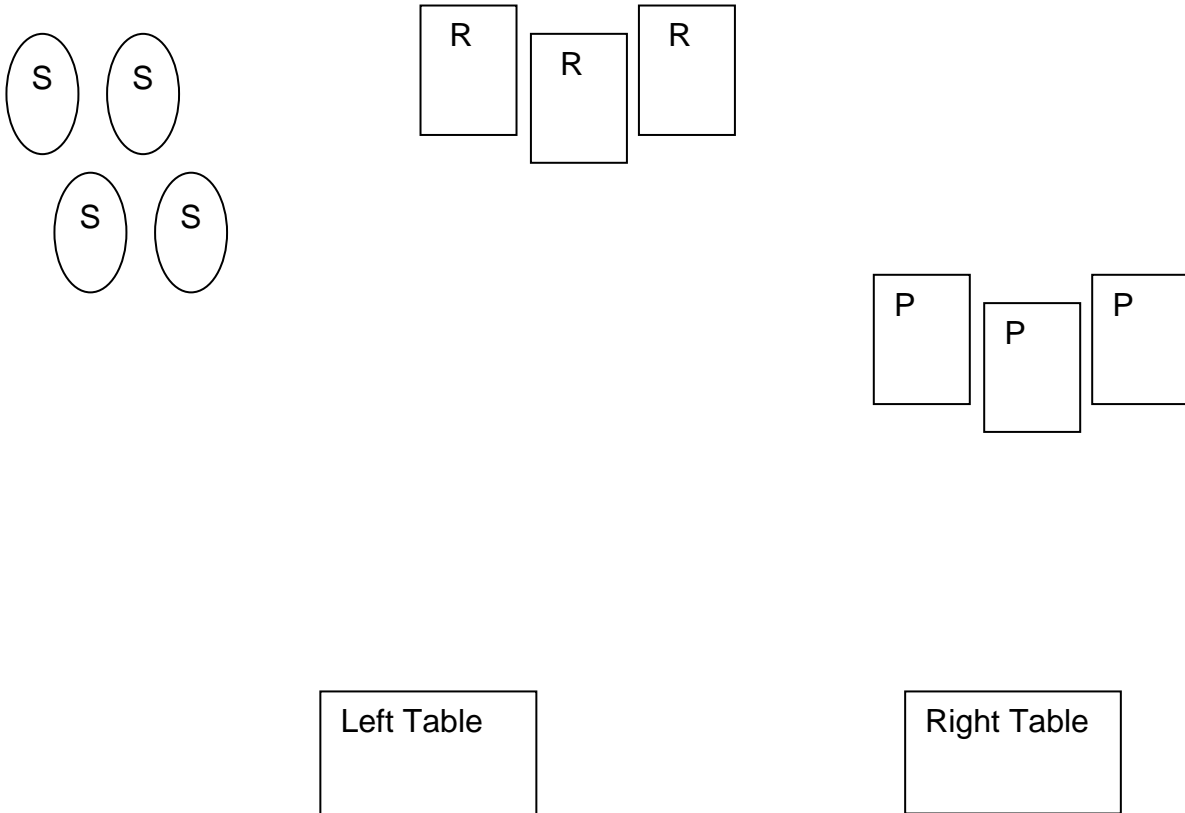


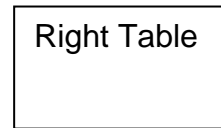
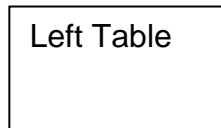
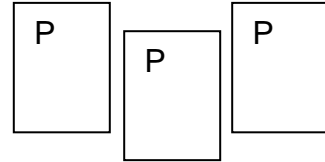
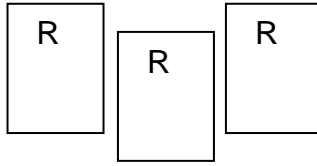
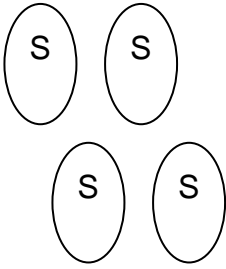
**Stage One**  
**10 Rifle 10 Pistol 2+ Shotgun**



**Staging:** Pistols holstered, rifle staged on Left table, shotgun in hands.

**Scenario:** Standing behind left table with shotgun in hands, when ready say, “**Scattergun**” ATB engage the 4 shotgun targets in any order until down, may be shot with 2 rounds. Next with rifle engage rifle targets in a Nevada sweep, double tapping the center target. Move to the bar, engage pistol targets with same instruction as rifle.

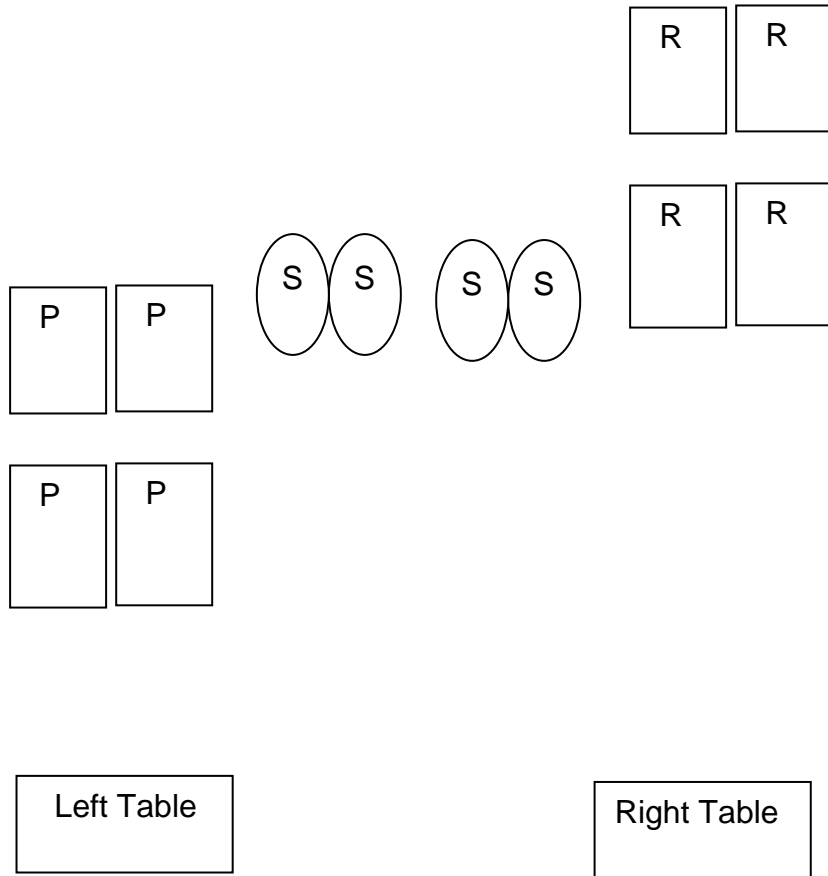
**Stage Two**  
**10 Rifle 10 Pistol 2+ Shotgun**



**Staging:** Pistols holstered, rifle and shotgun staged on left table.

**Scenario:** Standing behind right table, hands relaxed by side, when ready say, "***Stampede!***" ATB engage pistol targets in a 1-3-1 sweep, from either end, repeat instruction. Move to the left table and sweep rifle targets in two 1-3-1 sweeps from either end (double tap on end is permitted), then with shotgun engage shotgun targets in any order until down, may be shot with 2 rounds.

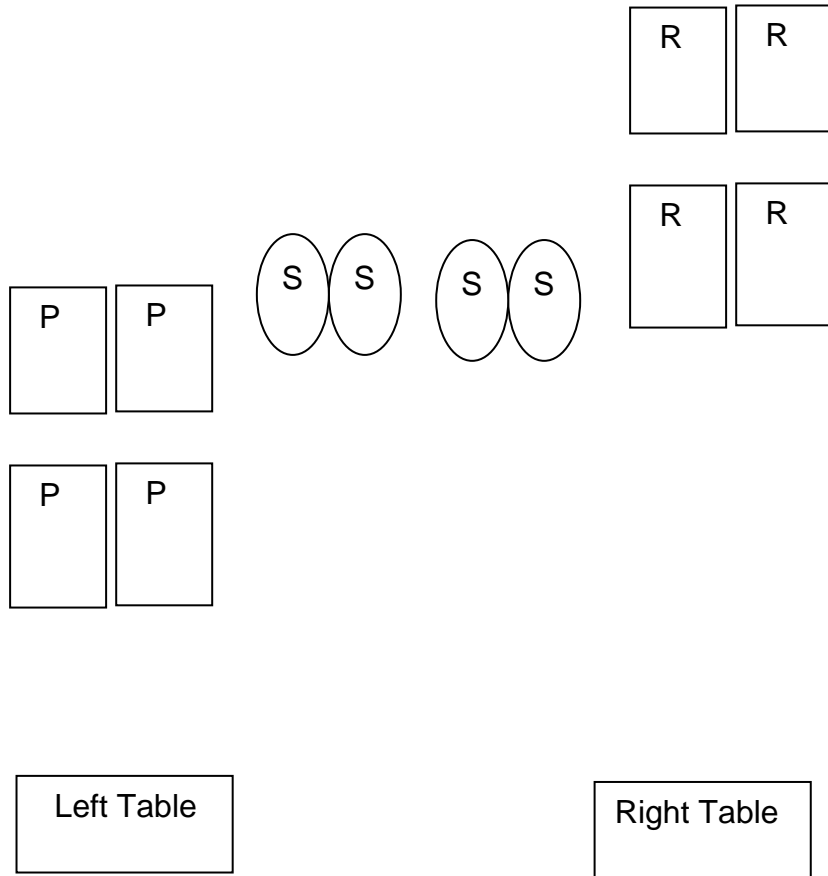
**Stage Three**  
**10 Rifle 10 Pistol 4+ Shotgun**



**Staging:** Pistols holstered, rifle and shotgun staged on right table.

**Scenario:** Standing behind left table with hand or hands touching pistols, when ready say ***“Pull them pistols!”*** ATB place 1 round on a pistol target then 4 rounds on the diagonal pistol target, then one round on a remaining pistol target and four rounds on the diagonal remaining target. Move to the right table and use pistol instructions for rifle. With shotgun knock down shotgun targets in any order.

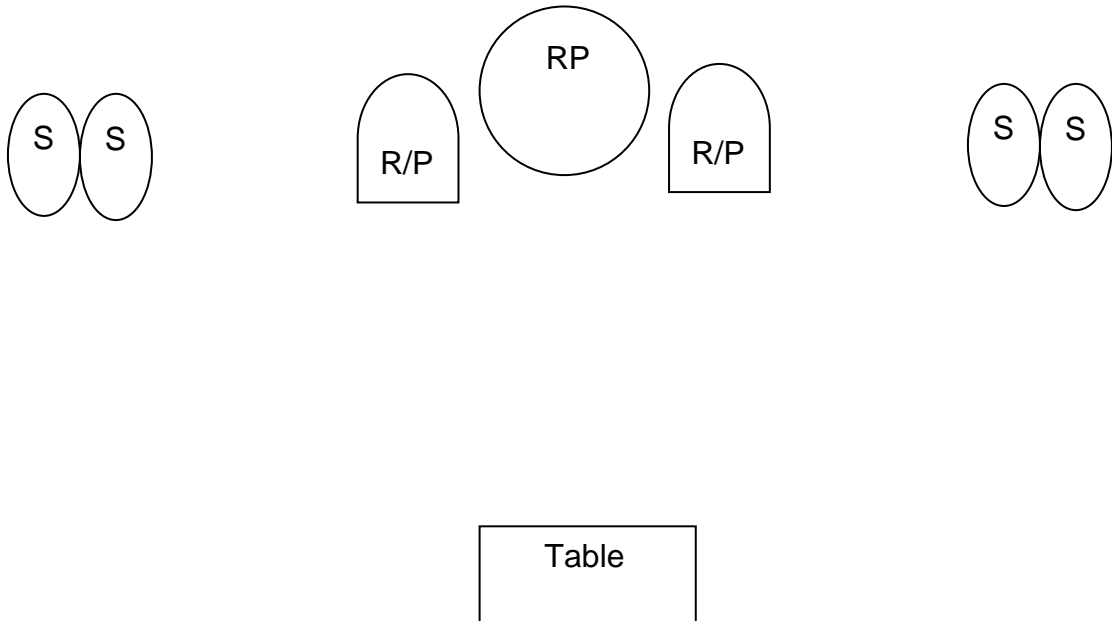
**Stage Four**  
**10 Rifle 10 Pistol 4+ Shotgun**



**Staging:** Pistols holstered, rifle and shotgun staged on right table.

**Scenario:** Standing behind right table with hands on hat, when ready say “**hang-em**” ATB engage rifle targets in a clockwise or counter clockwise Lawrence Welk sweep starting on any target. Next with shotgun knock down shotgun targets in any order. Move to the left table and use rifle instructions for pistols.

**Stage Five**  
**10 Rifle 10 Pistol 4+ Shotgun**

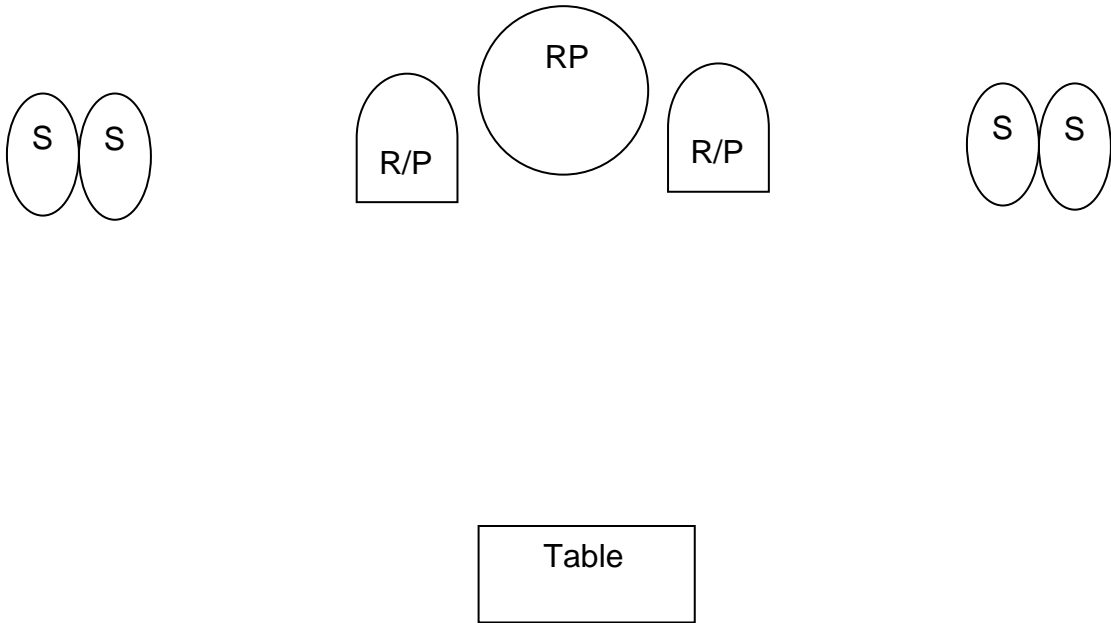


**Staging:** Pistols holstered, rifle and shotgun, staged on the table.

**Scenario:** Standing behind table with hands at low surrender, when ready say “***shoot-em!***” ATB with pistols place 3 rounds on each target in any order then place the last round on the center target. Next with rifle use pistol instructions, last with shotgun, knock down shotgun targets in any order.

Savannah River Rangers 07-15-18

**Stage Six**  
**10 Rifle 10 Pistol 4+ Shotgun**



**Staging:** Pistols, rifle and shotgun, staged on the table.

**Scenario:** Standing behind table with gun of choice in hands, when ready say ***“Hands up!”*** ATB engage the outside targets with 5 rounds each, center target with 10 rounds, using pistols and rifle, any order. With shotgun, knock down shotgun targets in any order. Guns are shot in any order but rifle may not be last. Pistols may be returned to table or holstered.