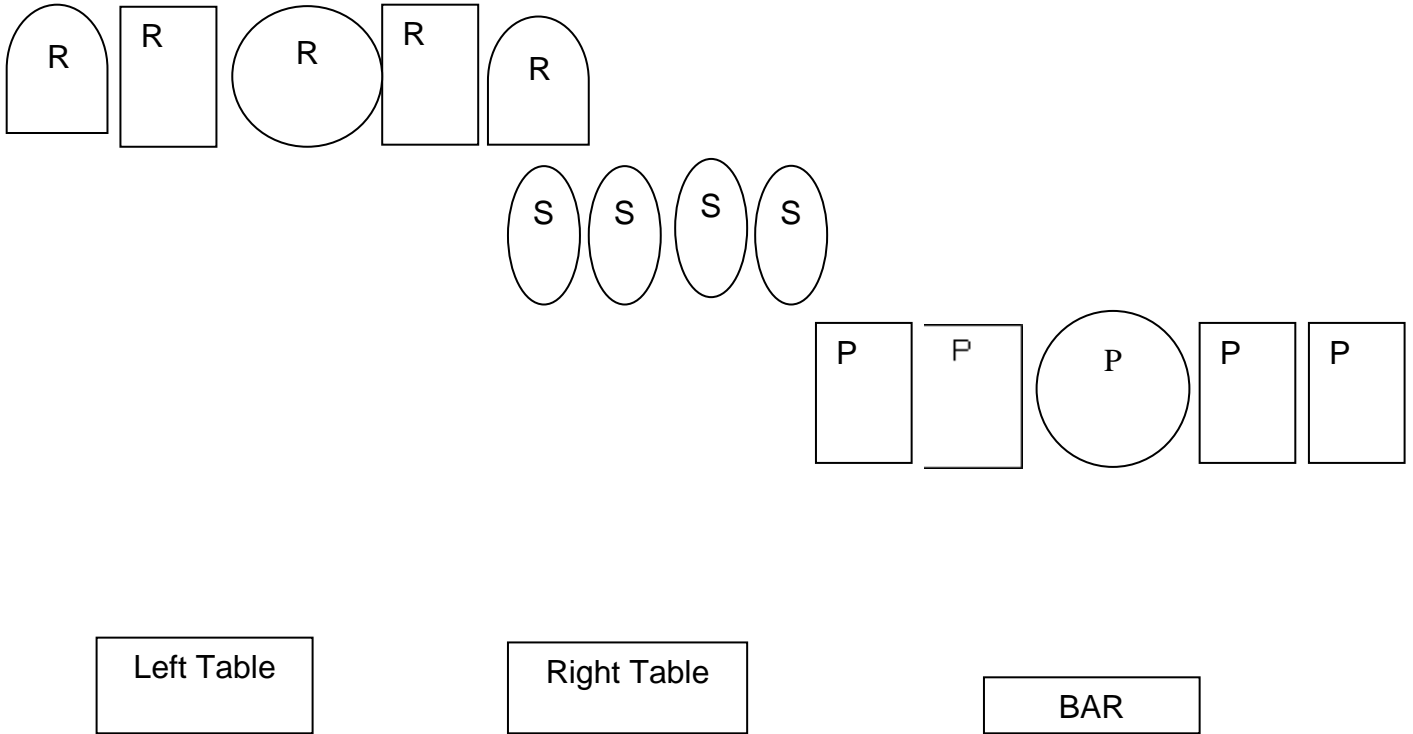


**Stage One**  
**10 Rifle 10 Pistol 4+ Shotgun**

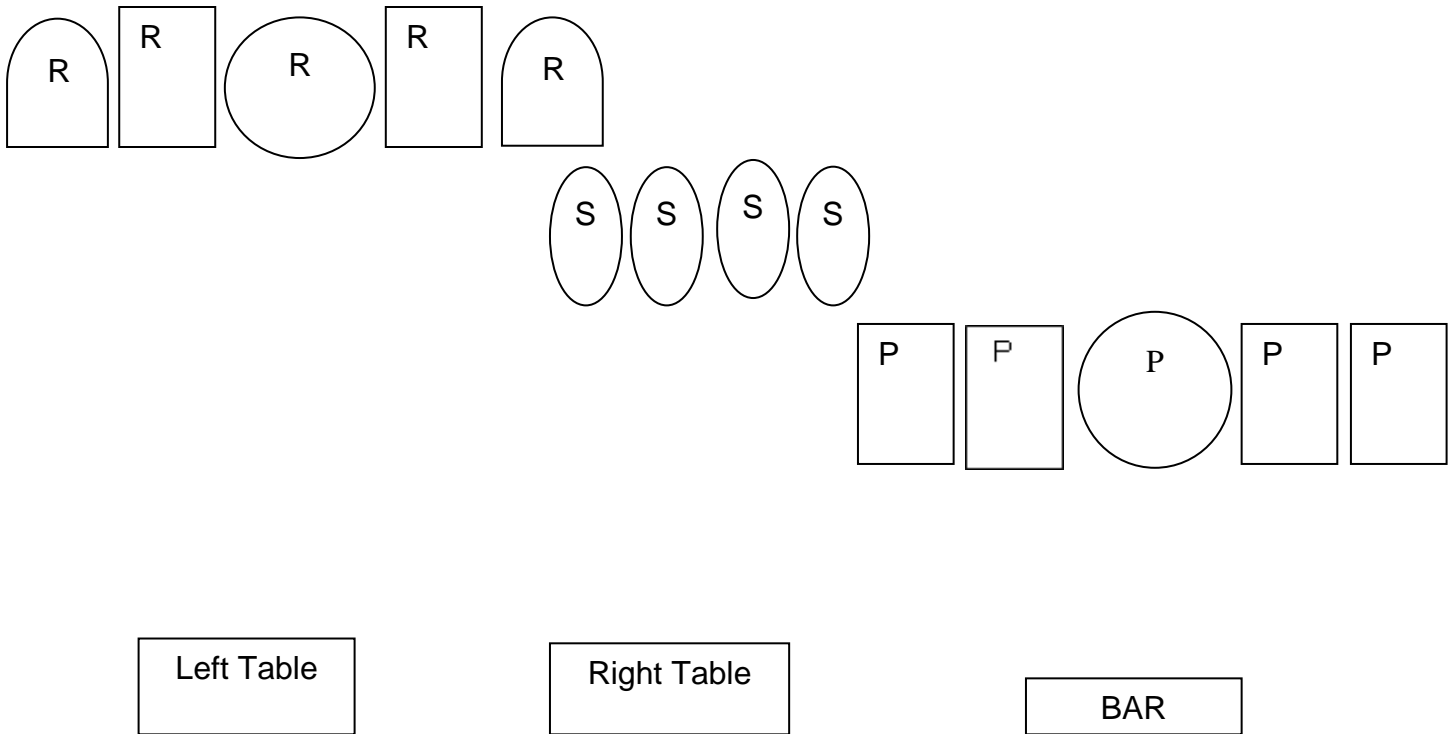


**Staging:** Pistols holstered, Rifle staged on left table, shotgun on right table.

**Gun order:** Rifle and pistols any order. Shotgun is last

**Scenario:** Standing behind the bar or the left table hands on hat, when ready say, ***“Dead man’s walk”*** ATB if starting with pistols, sweep the pistol targets beginning on either end, then engage the three center targets in a 1-3-1 sweep. Move to the left table and with rifle engage rifle targets per pistol instructions. Move to right table and with shotgun engage targets until down, any order.

**Stage Two**  
**10 Rifle 10 Pistol 4+ Shotgun**



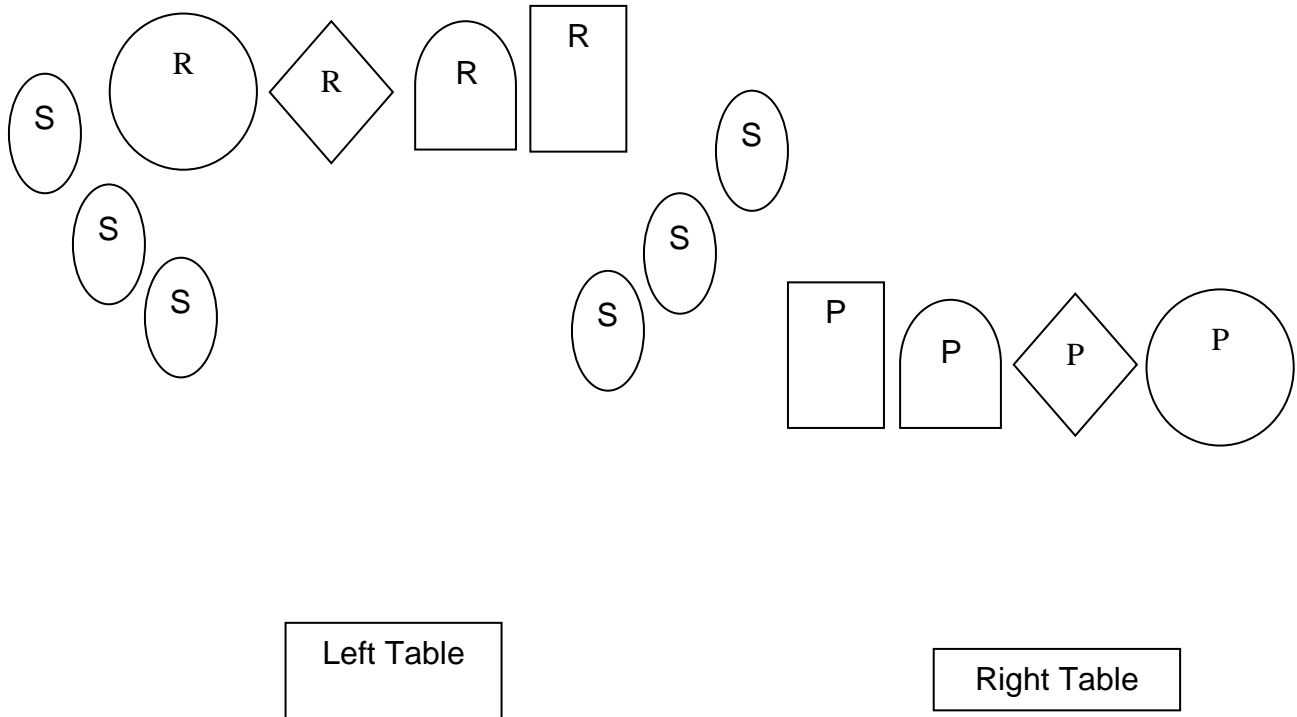
**Staging:** Pistols holstered, rifle in hand, shotgun staged on right table.

**Gun order:** Rifle, shotgun, pistols

**Scenario:** Standing behind left table rifle in hand, when ready say, ***“Bible and sword”*** ATB With rifle engage the rifle targets with the first and last round on the circle and two rounds each on the other four targets. Then move to the right table and with shotgun engage targets until down. Then move to the bar and with pistols engage pistol targets per rifle instructions.



**Stage Four**  
**10 Rifle 10 Pistol 6+ Shotgun**

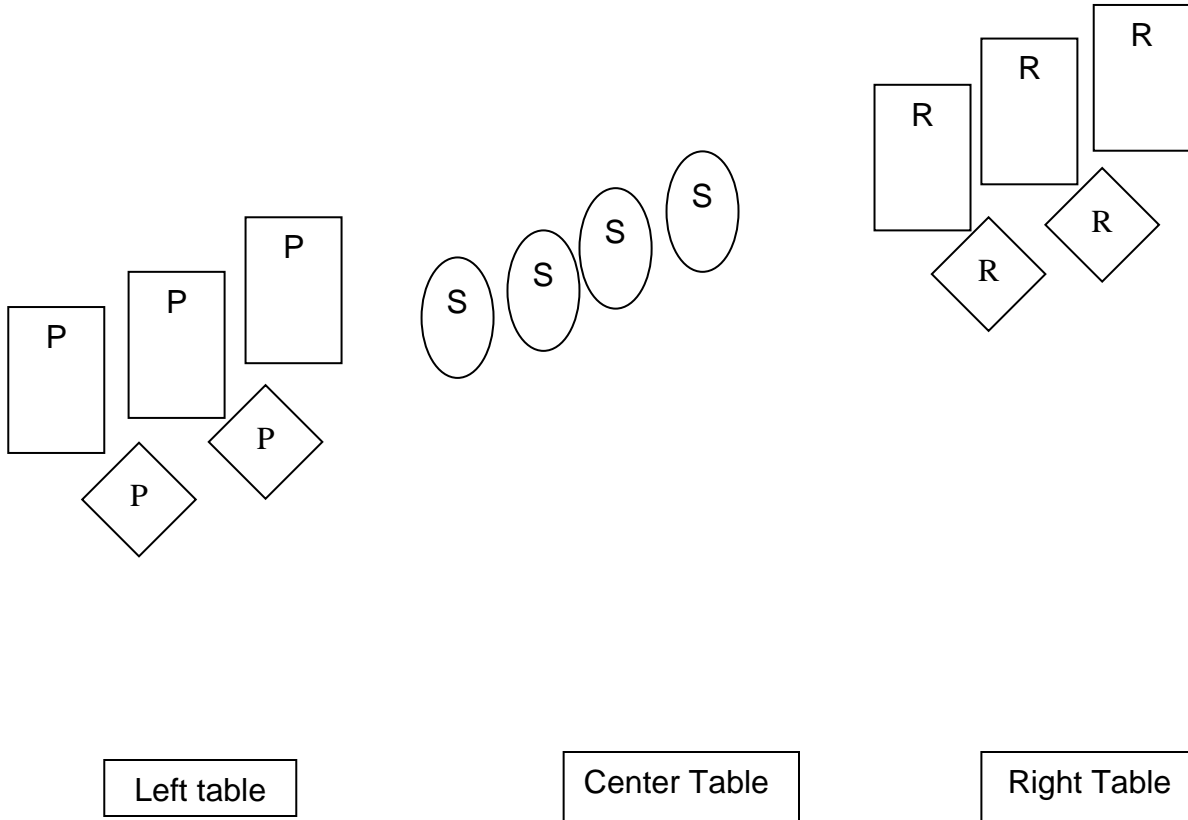


**Staging:** Pistols holstered. Shotgun and rifle staged on left table.

**Gun order:** Pistols, rifle, shotgun

**Scenario:** Starting behind right table hands on pistols, when ready say "***an old lady taught me how to fly***" **ATB** with pistols, beginning on any target engage the pistol targets in a ten round Nevada sweep. Then move to the left table. With rifle engage rifle targets per pistol instructions. Then with shotgun engage shotgun target until down any order.

**Stage Five**  
**10 Rifle 10 Pistol 4+ Shotgun**

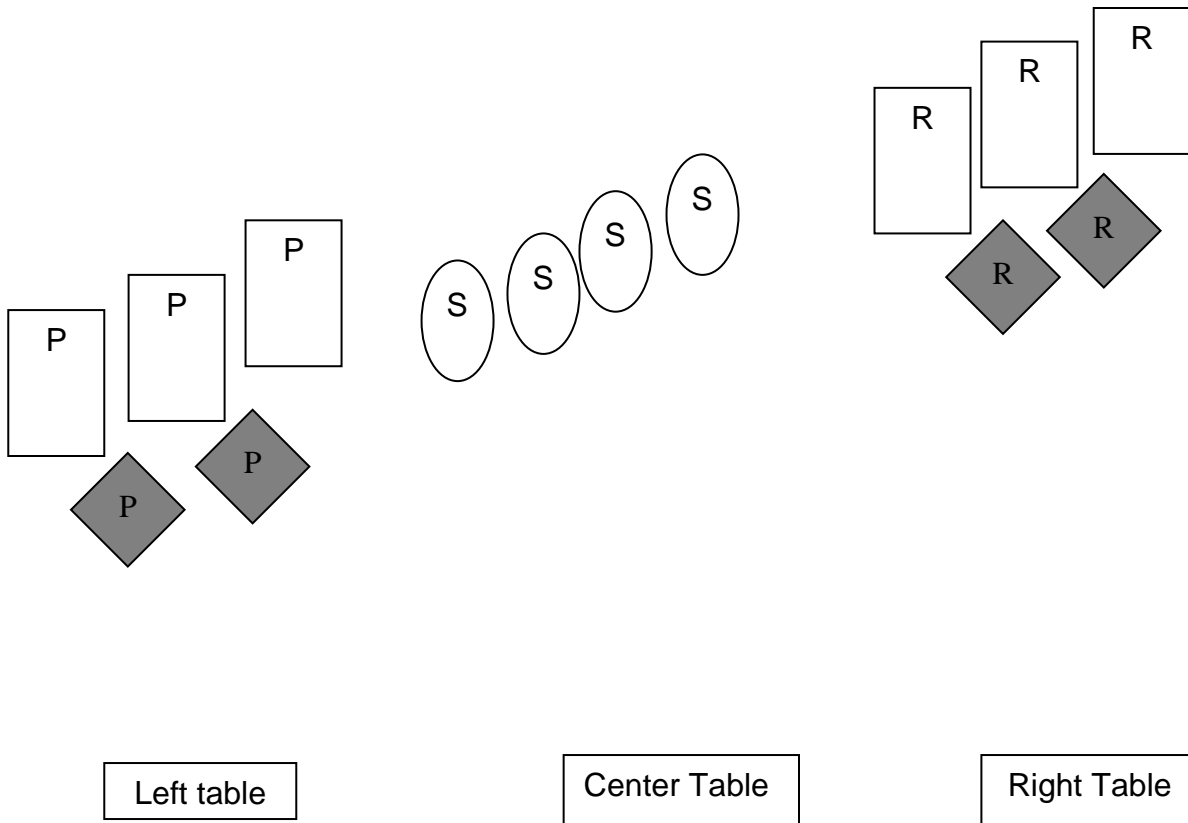


**Staging:** Pistols staged on left table, rifle staged on right table, shotgun in hand.

**Gun order:** Shotgun, rifle, pistols

**Scenario:** Standing behind center table with shotgun in hand, When ready say ***“Lonesome Dove” ATB*** With shotgun engage shotgun targets, any order until down. Then move to the right table. With rifle engage rifle targets by alternating between the three static targets and the two knock downs for five rounds beginning and ending on a static target. With the next five rounds engage any knock downs still standing until down and place remaining rounds on a static rifle target. Then move to the left table and engage pistol targets per rifle instructions.

**Stage Six**  
**10 Rifle 10 Pistol 4+ Shotgun**



**Staging:** Pistols holstered. Shotgun staged on center table. Rifle staged on right table.

**Gun order:** Pistols and rifle any order, shotgun is last  
Gray targets are not used

**Scenario:** Standing behind left or right table hands at low surrender, when ready say ***"I know you too, Blue Duck" ATB*** if starting with rifle engage the rifle targets in a 2-6-2 sweep. Then move to the left table and with pistols engage pistol targets per rifle instructions. Then move to the center table and with shotgun engage targets until down.

Savannah River Rangers 10-21-18