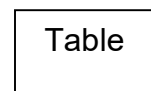
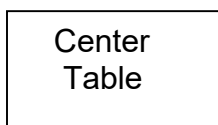

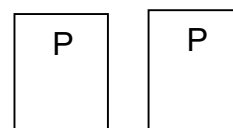
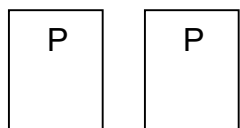
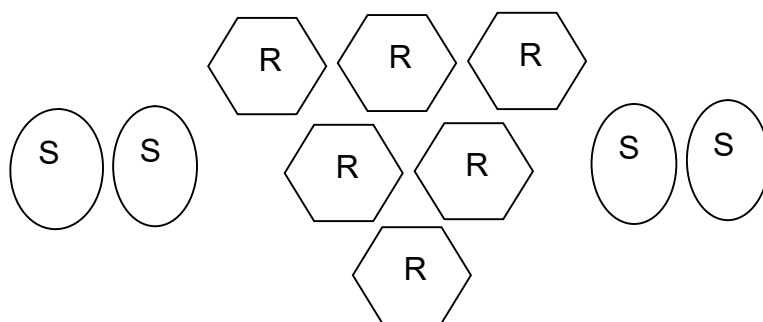


Stage One
10 Rifle 10 Pistol 4+ Shotgun



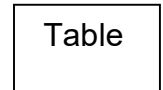
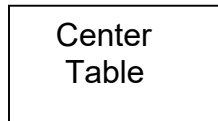

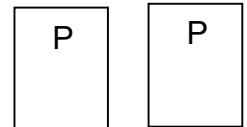
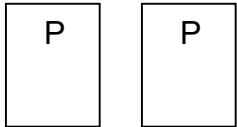
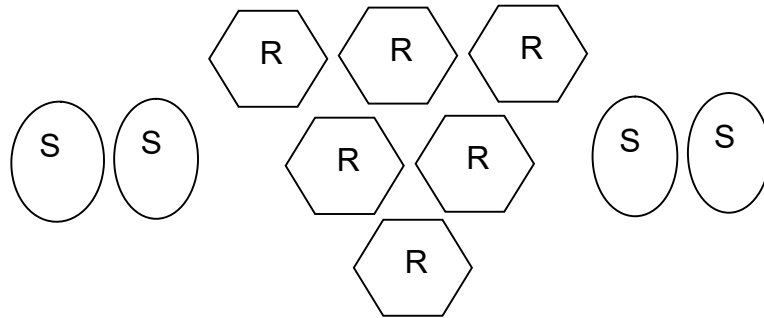
Staging: Pistols holstered, shotgun and rifle staged on center table.

Gun order: Rifle not last.

Scenario: Standing behind table of choice, hands relaxed by side, when ready say “**shoot**” ATB engage pistol targets with at least one round on each target for 10 rounds. With rifle place at least one round on each target for 10 rounds. With shotgun, knock down SG targets in any order.

Note: Use only one set of pistol targets.

Stage Two
10 Rifle 10 Pistol 4+ Shotgun

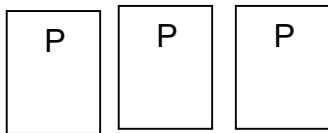
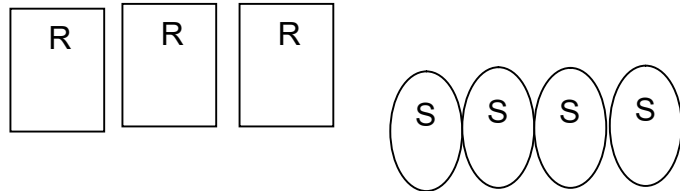


Staging: Pistols holstered, shotgun and rifle staged on center table.

Gun order: Pistols, rifle, shotgun.

Scenario: Standing behind pistol table of choice, at least one hand on a pistol when ready say, “**Stampede**” ATB with first pistol place 2 rounds on a target and 3 rounds on the other target, in any order. Move to the other pistol table and repeat instructions with second pistol. Move to center table and with rifle from top to bottom, place 1 round on each top row target, 2 rounds on each middle row target and 3 rounds on the bottom target. With shotgun, knock down SG targets in any order.

Stage Three
10 Rifle 10 Pistol 4+ Shotgun



Left Table

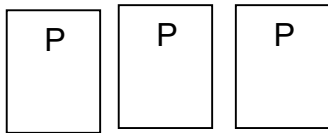
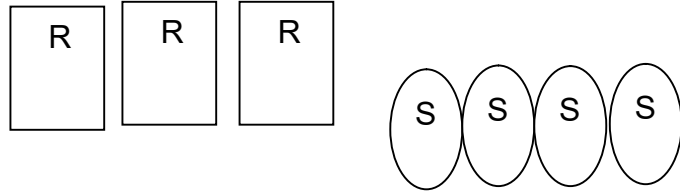
Right Table

Staging: Pistols holstered, rifle staged on right table and shotgun in hands.

Gun order: Shotgun, rifle, pistols.

Scenario: Standing behind the right table with shotgun in hands, when ready say ***“Lets do it”*** ATB with shotgun, knock down the shotgun targets, any order. Then with rifle double tap Nevada sweep the rifle targets. Move to left table and repeat rifle instructions with pistols.

Stage Four
10 Rifle 10 Pistol 4+ Shotgun



Left Table

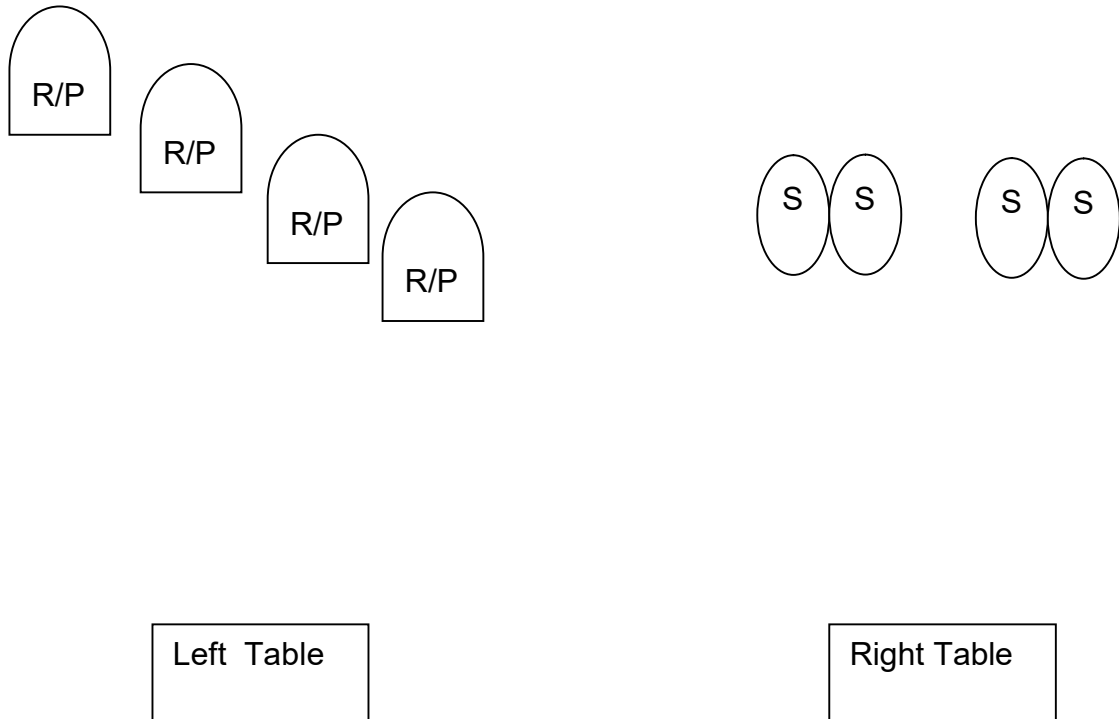
Right Table

Staging: Pistols holstered, shotgun and rifle staged on right table.

Gun order: Pistols, rifle, shotgun.

Scenario: Standing behind left table, hands on hat. When ready say, "***light'em up!***" ATB with pistols double tap the center target then sweep the three targets twice, then double tap the center target. Move to right table and with rifle repeat pistol instructions on the rifle targets. Then with shotgun, knock down the shotgun targets, any order.

Stage Five
10 Rifle 10 Pistol 4+ Shotgun

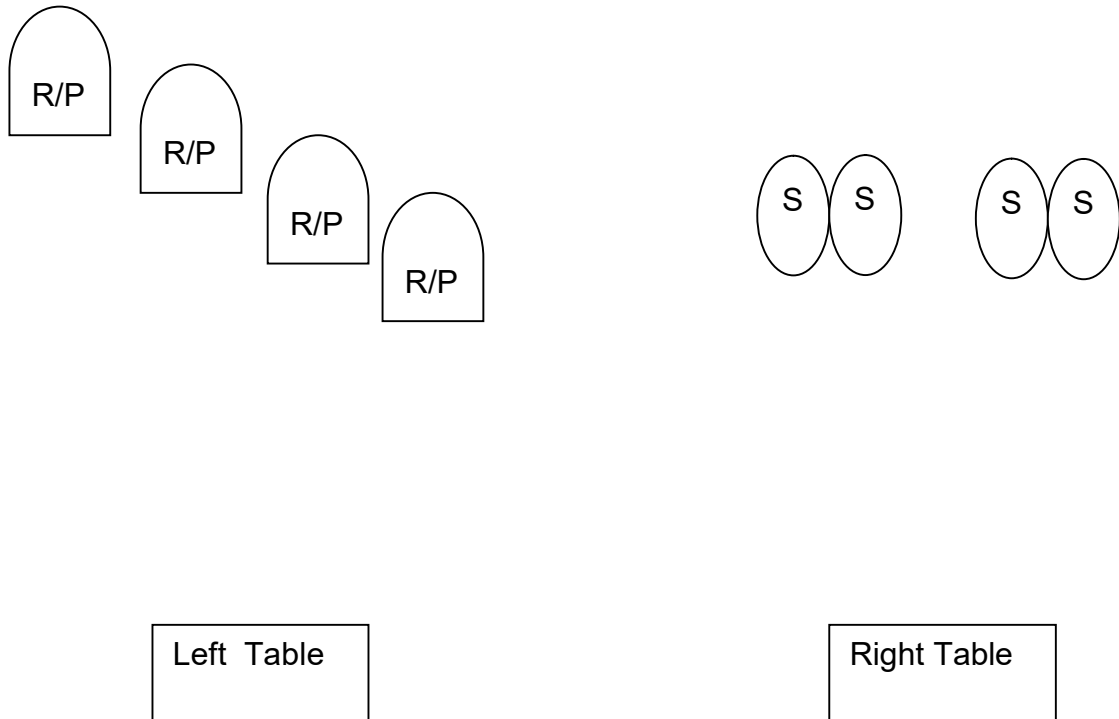


Staging: Pistols holstered, rifle staged on left table, shotgun staged on right table.

Gun Order: Shotgun, rifle, pistols.

Scenario: Start standing behind the right table with hands at low surrender, when ready say **“Five on each”** ATB knock down shotgun targets in any order. Move to the left table and with rifle and pistols, place 5 rounds on each target in any order, rifle may not be shot last

Stage six
10 Rifle 10 Pistol 4+ Shotgun



Staging: Pistols and rifle staged on left table, shotgun on right table.

Gun Order: Shotgun last.

Scenario: Start standing behind left table, hands on hat, when ready say “***get it done!***” ATB using pistols and rifle sweep the targets in a 2-4-6-8 sweep from either end. Move to the right table knock down shotgun targets in any order.

Note: Pistols may be returned to the table or holstered.