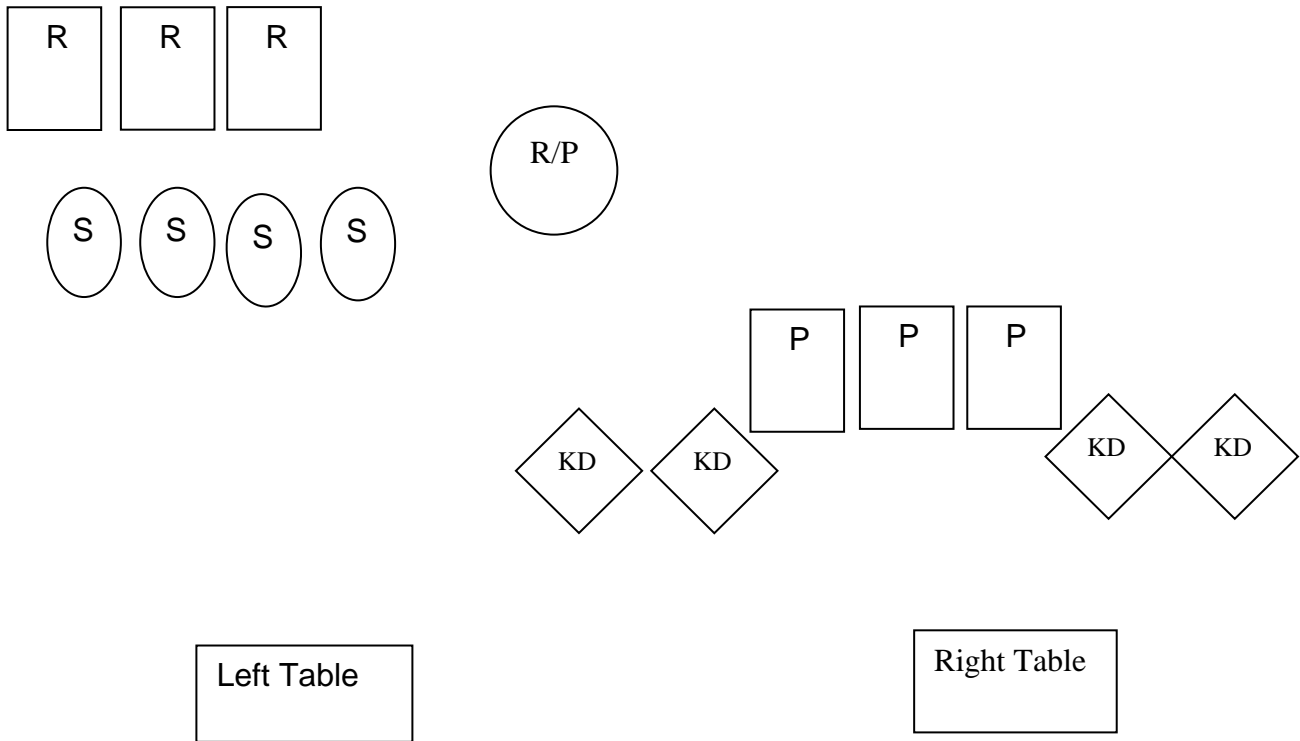


Stage One
10 Rifle 10 Pistol 4+ Shotgun



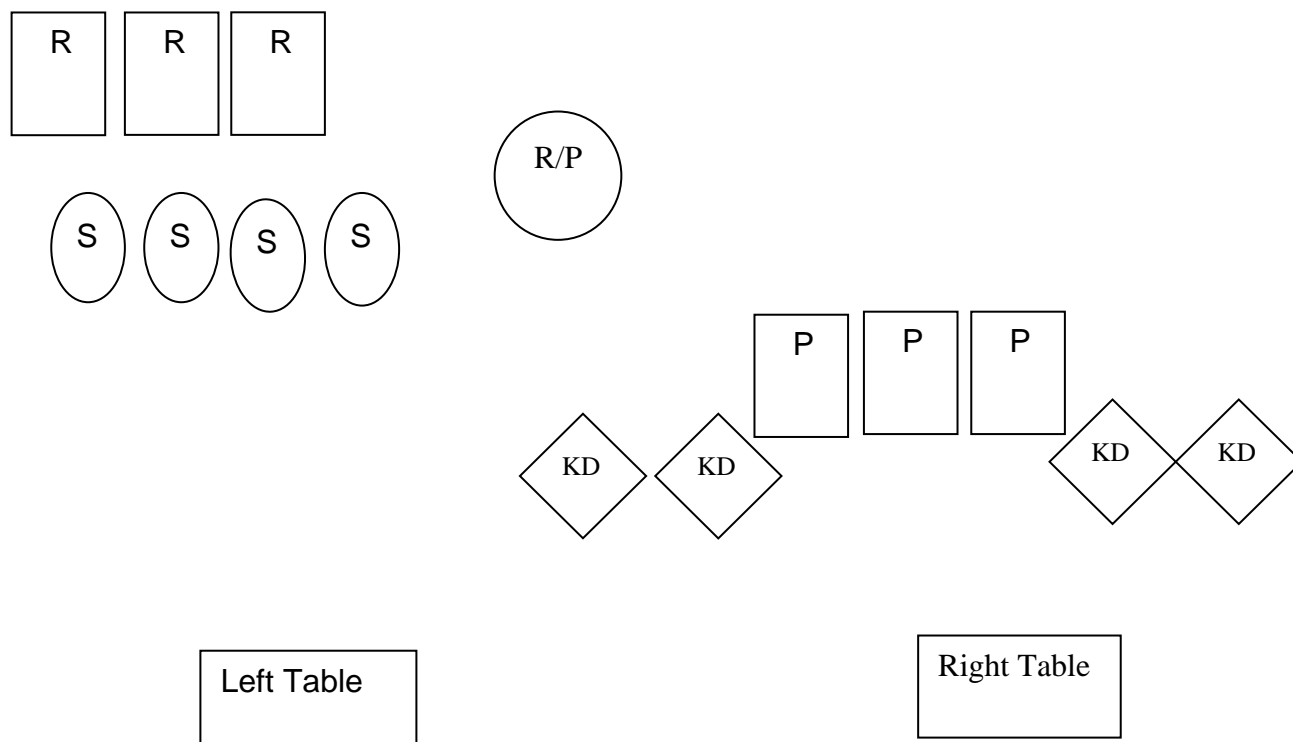
Staging: Pistols holstered, shotgun and rifle staged on left table.

Gun Order: Pistols, rifle, shotgun

Scenario: Standing behind right table, hands on pistols, when ready say “***You going to pull those pistol or whistle Dixie***” ATB with pistols engage two knock downs and the three static pistol targets with one round each. Then engage the other two knock downs and the three static pistol targets with one round each. Move the left table and with rifle engage the circle with two rounds and the three rifle targets with one round each and repeat instructions. Then with shotgun engage shotgun targets until down. If any pistol knock downs are left standing make up with shotgun on the circle.

Savannah River Rangers 07-21-19

Stage Two
10 Rifle 10 Pistol 4+ Shotgun



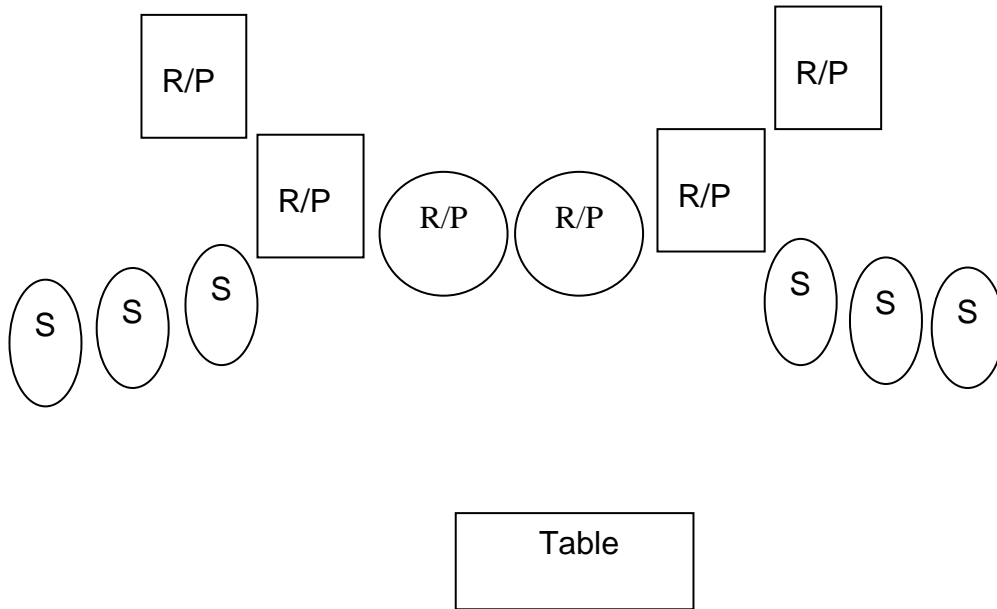
Staging: Pistols holstered, rifle and shotgun staged on left table.

Gun Order: Rifle, shotgun, pistols

Scenario: Standing behind left table hands on table, when ready say, “**We don’t rent pigs**” ATB with rifle engage the three rifle targets in an abilene sweep (1 on 1, 2 on 2, 3 on 3, 2 on 2, 1 on 1) beginning on either end then one round on the circle. Then with shotgun knock down shotgun targets in any order. Move to the right table and with pistols engage the three static pistol targets in an abilene sweep beginning on either end, then engage one knock down.

The knock down is a two second bonus, knock down left standing is not counted as a miss, only one knock down is used.

Stage Three
10 Rifle 10 Pistol 6+ Shotgun

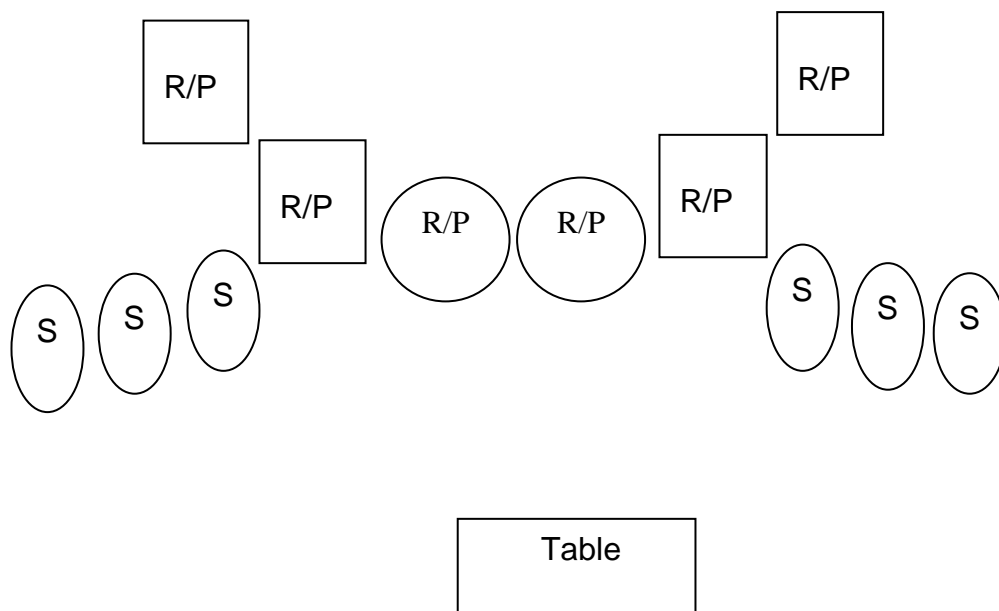


Staging: Pistols holstered, rifle and shotgun staged on table.

Gun order: Rifle and pistols any order, shotgun last.

Scenario: Standing behind table with hands on hat, when ready say “**A man of vision**” ATB With rifle and pistols, engage targets in a 1-1-3-3-1-1 sweep beginning on either end. Then with shotgun knock down shotgun targets.

Stage Four
10 +1 Rifle 10 Pistol 6+ Shotgun

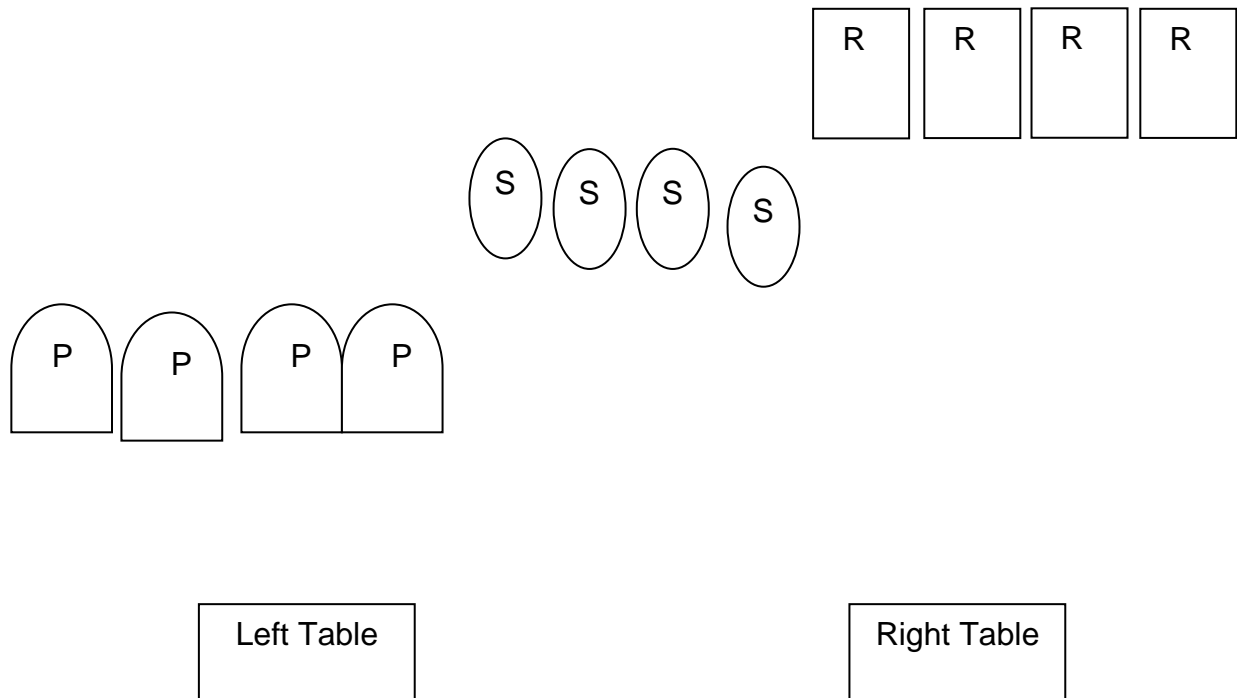


Staging: Pistols holstered, Rifle and shotgun staged on table.

Gun Orded: Rifle then pistols and shotgun any order.

Scenario: Standing behind table with hands at low surrender. When ready say, ***Josey Wales***” ATB with rifle engage the targets in an eleven round Nevada sweep. The eleventh round may be loaded any time after the first rifle shot. With shotgun engage shotgun targets until down. Then with pistols engage the four center targets in a ten round Nevada sweep.

Stage Five
10 Rifle 10 Pistol 4+ Shotgun

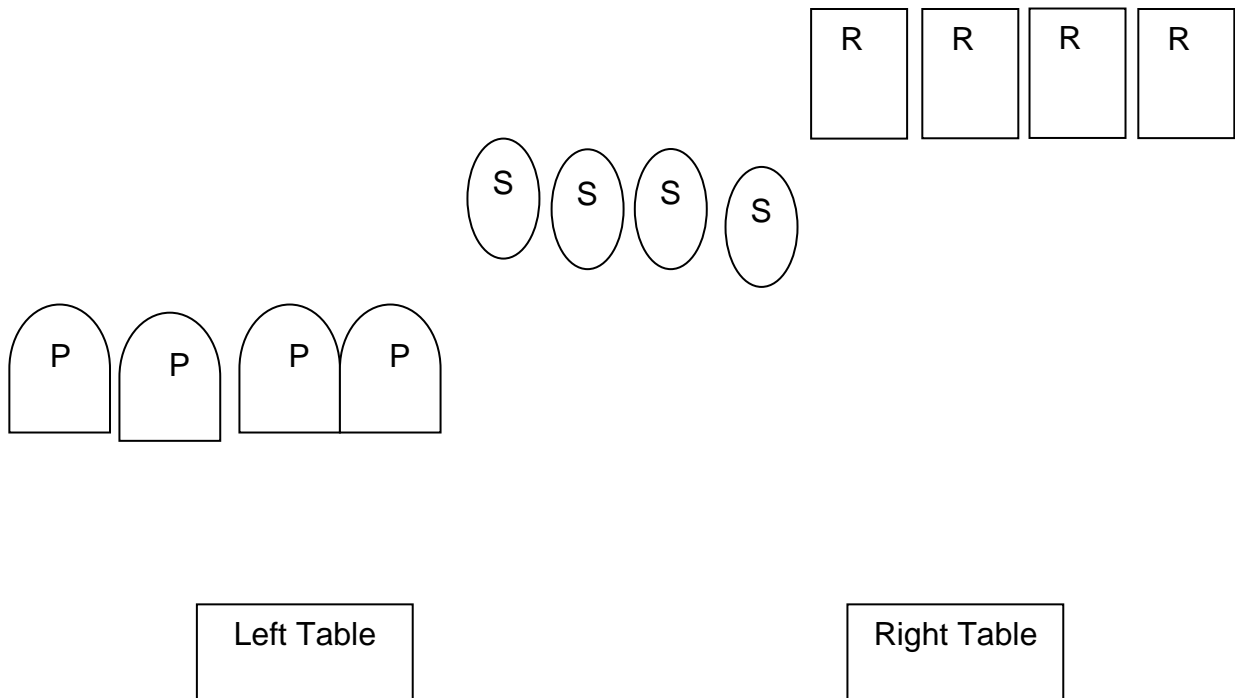


Staging: Pistols holstered, rifle staged on the right table, shotgun on either table.

Gun order: pistols and rifle any order, shotgun last

Scenario: Standing behind table of choice, both hands pointing at the targets, when ready say ***“Rustlers!”*** ATB If starting with pistols engage pistol targets in a hoot sweep (1 on 1, 2 on 2, 2 on 3, 2 on 2, 2 on 3, 1 on 4). Then move to the right table and with rifle engage rifle targets in a hoot sweep. Then with shotgun engage shotgun targets until down, in any order.

Stage Six
10 Rifle 10 Pistol 4+ Shotgun



Staging: Pistols holstered, rifle in hand, shotgun staged on table of choice.

Gun order: rifle, pistols and shotgun any order

Scenario: Standing behind right table, rifle in hand with barrel touching table. When ready say, “**Stampede!**” ATB With rifle engage the four rifle targets with five rounds beginning on either end, the repeat instructions beginning on the other end. If shooting pistols next move to the left table and with pistols engage the pistol targets per rifle instructions. Then with shotgun, knock down the shotgun targets.