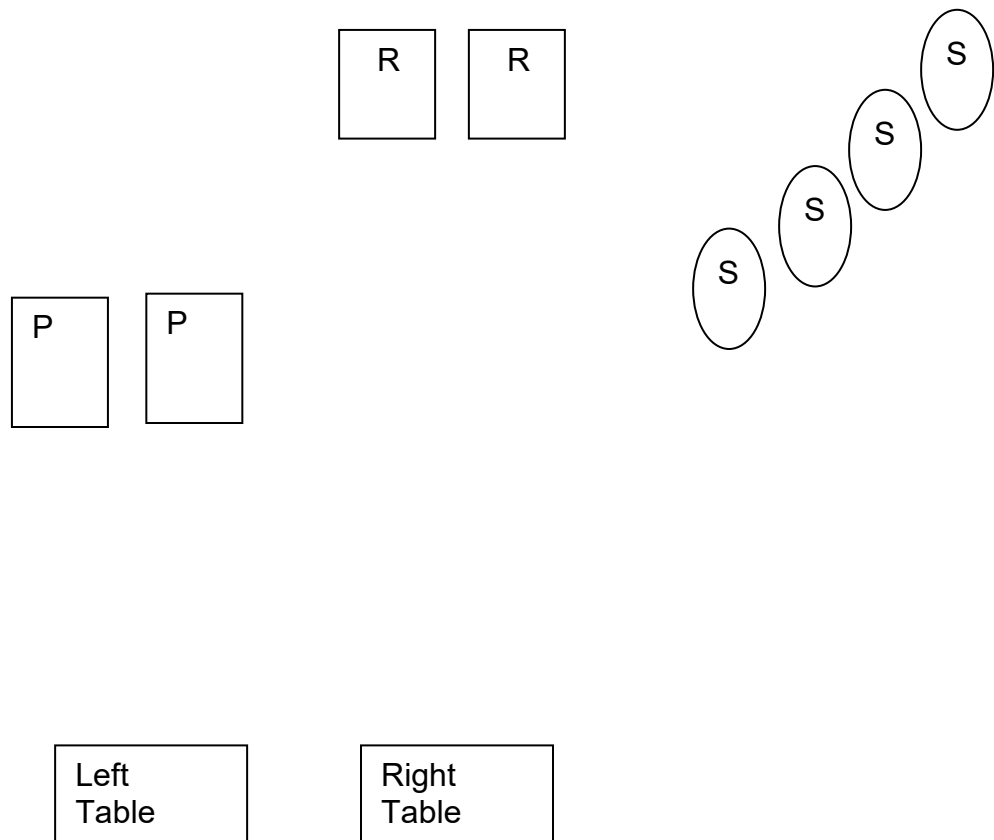


Stage One

10 Rifle 10 Pistol 4+ Shotgun

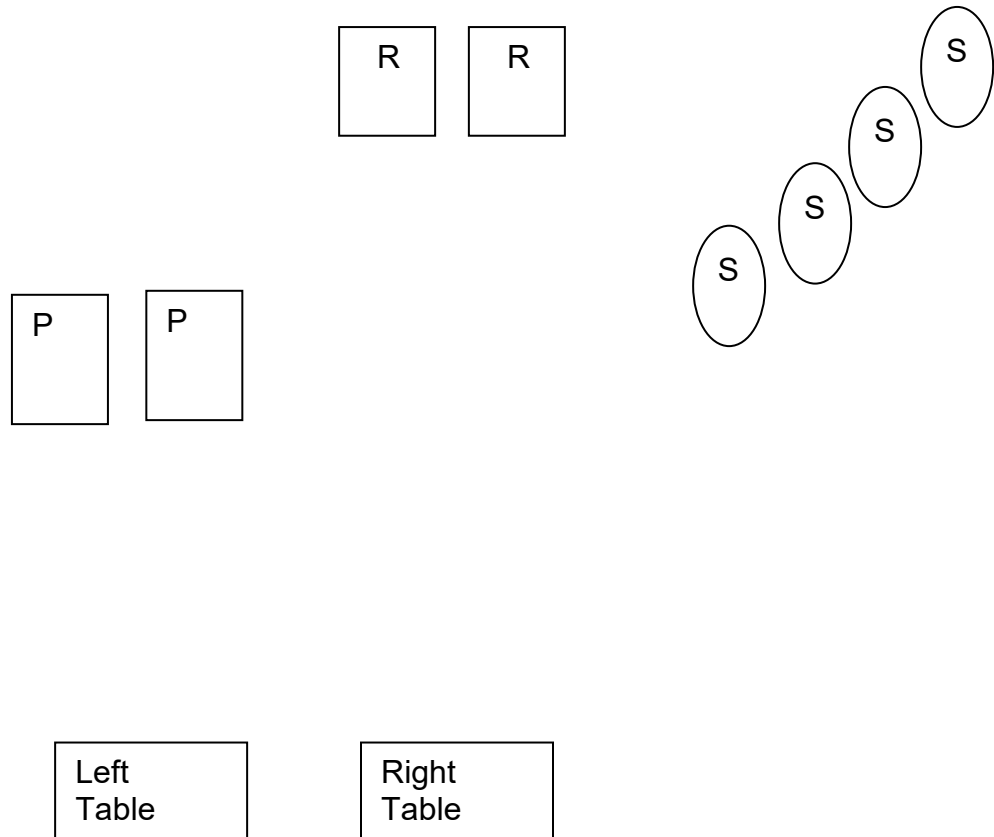


Staging: Pistols holstered, shotgun and rifle staged on the right table.

Gun Order: Pistols, rifle, shotgun.

Scenario: Standing behind the left table, hands relaxed by sides. Say **"LET'S MOVE OUT"**. ATB, place first 5 rounds on a pistol target, then starting on the other pistol target alternate 5 rounds. Move to the right table and with rifle engage rifle targets per pistol instructions. With shotgun knock down shotgun targets in any order.

Stage Two
10 Rifle 10 Pistol 4+ Shotgun

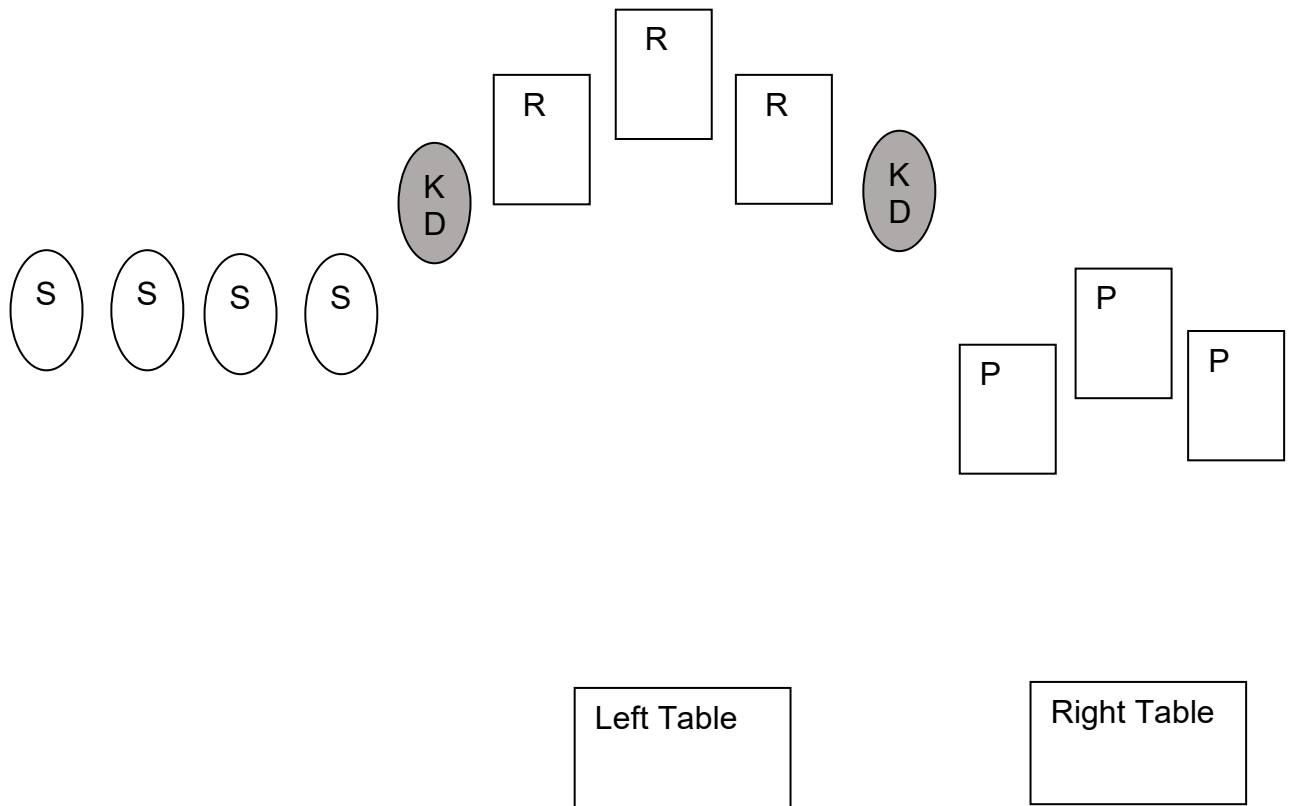


Staging: Pistols holstered, rifle staged on the right table, shotgun in hands.

Gun Order: Shotgun, rifle, pistols.

Scenario: Standing behind the right table, shotgun in hands. When ready say "***Work that scattergun!***" ATB, with shotgun, knock down the shotgun targets in any order. With rifle starting on either end, place 3 rounds on each target, then starting on the same end place 2 rounds on each target. Move to the left table and engage pistol targets per rifle instructions.

Stage Three
9 Rifle 10 Pistol 4+ Shotgun



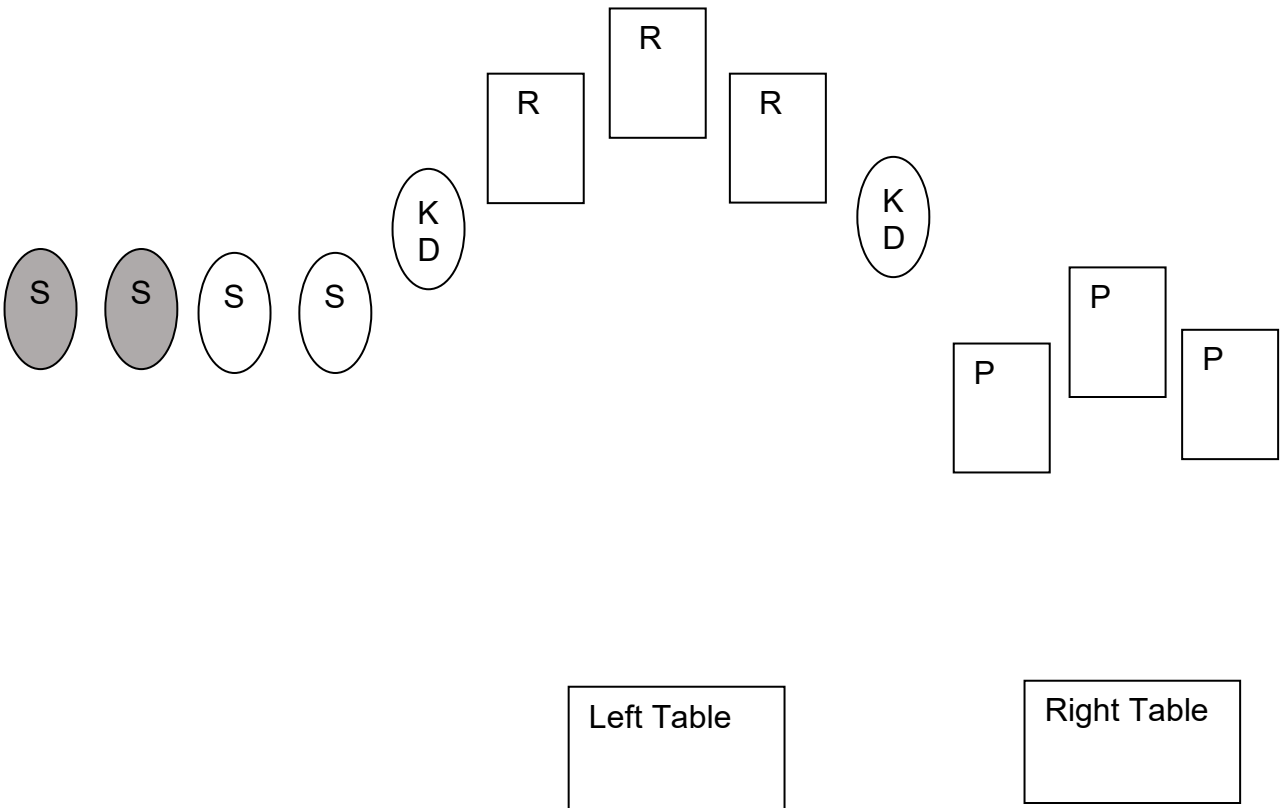
Staging: Pistols holstered, rifle loaded with 9 rounds and shotgun staged on left table.

Gun Order: Pistols, rifle, shotgun.

Scenario: Standing behind the right table with hands on hat, when ready say, "**Throw up your hands**". ATB with pistols engage pistol targets in 2 separate 5 shot Nevada sweeps. Move to the left table and with rifle engage rifle targets in a 9 shot Nevada sweep. With shotgun knock down shotgun targets in any order.

Note: Grey targets not in play.

Stage Four
10 Rifle 10 Pistol 2+ Shotgun



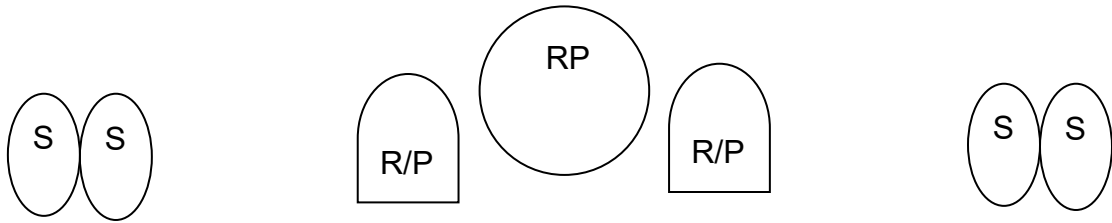
Staging: Pistols holstered, rifle in hands with barrel touching left table, shotgun on left table.

Gun Order: Rifle, shotgun, pistols.

Scenario: Standing behind left table with rifle in hands and barrel touching table, when ready say, “*burn-em*” ATB engage the 3 static rifle targets in a 3-2-3 sweep then engage the 2 knock downs for 3 seconds each bonus, not a miss if left standing. Knock down the 2 shotgun targets in any order. Move to the right table and engage pistol targets in a 3-4-3 sweep from either end.

Note: Grey targets not in play.

Stage Five
10 Rifle 10 Pistol 4+ Shotgun

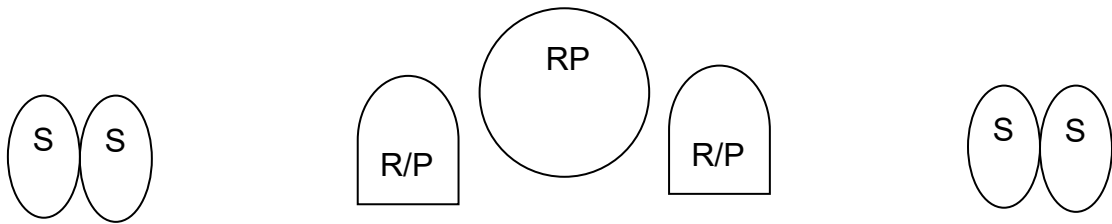


Staging: Pistols holstered, rifle and shotgun, staged on the table.

Gun Order: Pistols, rifle, shotgun.

Scenario: Standing behind table with hands at low surrender, when ready say “***shoot-em!***” ATB with pistols place 3 rounds on each target in any order then place the last round on the center target. Next with rifle use pistol instructions, last with shotgun, knock down shotgun targets in any order.

Stage Six
10 Rifle 10 Pistol 4+ Shotgun



Table

Staging: Pistols, rifle and shotgun, staged on the table.

Gun Order: Rifle not last.

Scenario: Standing behind table with gun of choice in hands, when ready say “***Hands up!***” ATB engage the outside targets with 5 rounds each, center target with 10 rounds, using pistols and rifle, any order. With shotgun, knock down shotgun targets in any order. Pistols may be returned to table or holstered.