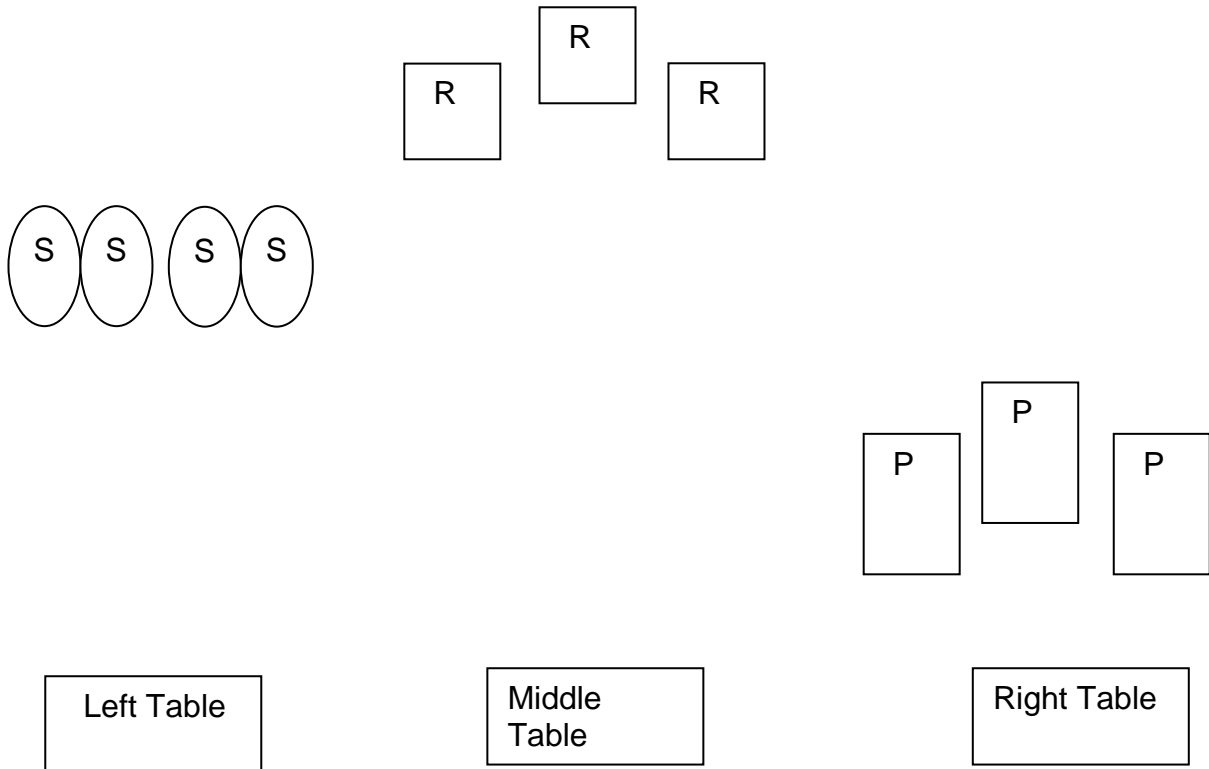


**Stage One**  
**10 Rifle 10 Pistol 4+ Shotgun**

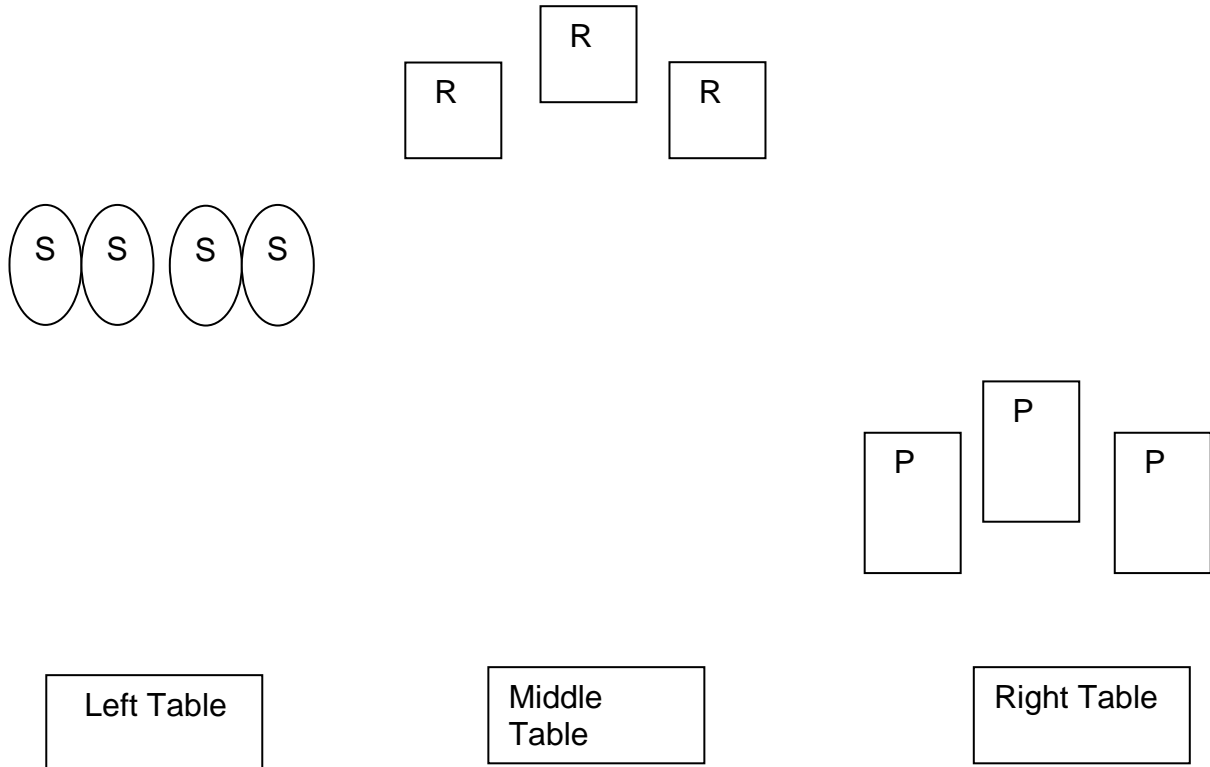


**Staging:** Pistols holstered, rifle staged on middle table, shotgun on the left table.

**Gun Order:** Shotgun, rifle, pistols or pistols, rifle, shotgun.

**Scenario:** Standing behind left or right table with hands by sides, when ready say, ***“Lets go..!”*** ATB if starting at left table use shotgun to knock down SG targets, in any order. Move to middle table, with rifle triple tap the center target then Nevada sweep the 3 targets starting on either end. Move to the right table and with pistols use same instructions as rifle.

**Stage Two**  
**10 Rifle 10 Pistol 4+ Shotgun**

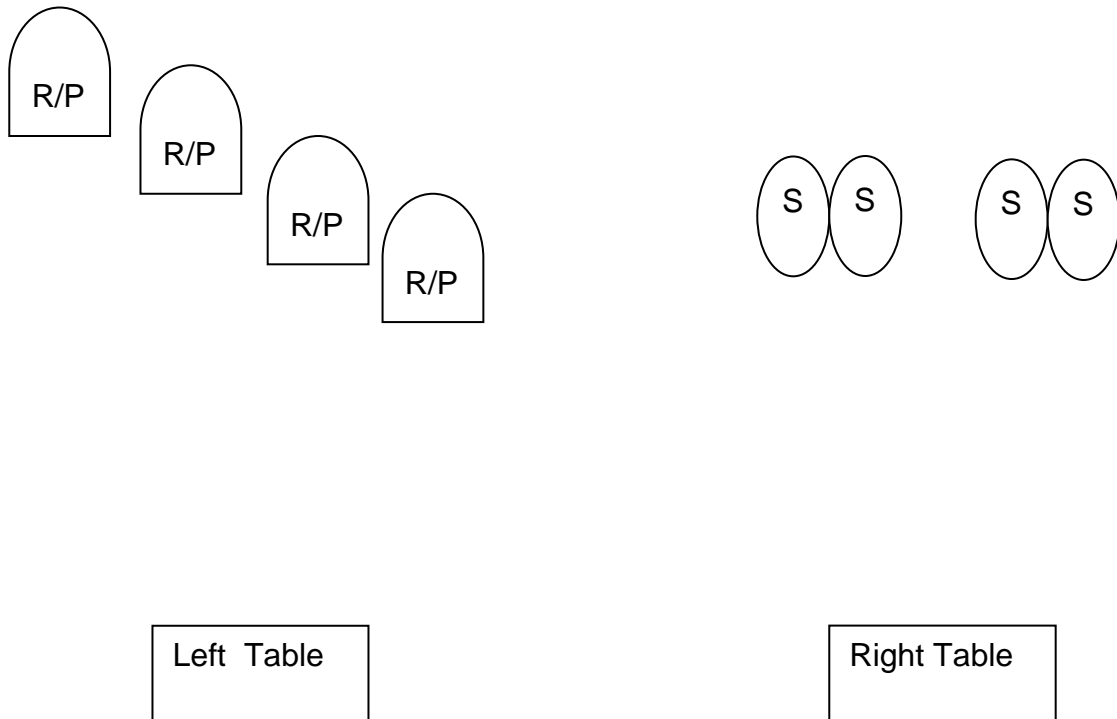


**Staging:** Pistols holstered, rifle staged on the middle table, shotgun on the left table.

**Gun Order:** Rifle not last.

**Scenario:** Standing behind the table of choice, with hands flat on table not touching gun, when ready say ***“pull that scattergun...!!”*** ATB with shotgun knock down SG targets in any order. From the middle table using rifle place 1 round on target one, then 1 round on target two, then sweep target one, two and three, then repeat same order. From the right table use same instructions for the pistols as rifle.

**Stage Three**  
**10 Rifle 10 Pistol 4+ Shotgun**

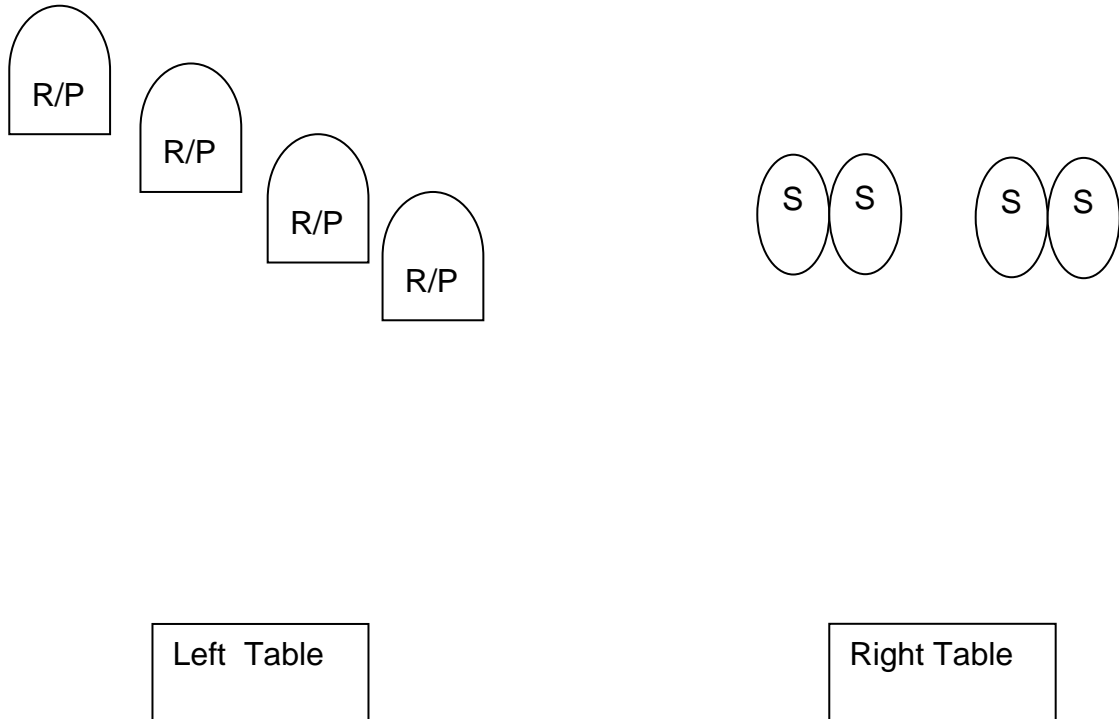


**Staging:** Pistols holstered, rifle staged on left table, shotgun in hands.

**Gun Order:** Shotgun, rifle, pistols.

**Scenario:** start standing behind the right table with shotgun in hands, when ready say ***“Five on each”*** ATB knock down shotgun targets in any order. Move to the left table and with rifle and pistols, place 5 rounds on each target in any order, rifle may not be shot last

**Stage Four**  
**10 Rifle 10 Pistol 4+ Shotgun**



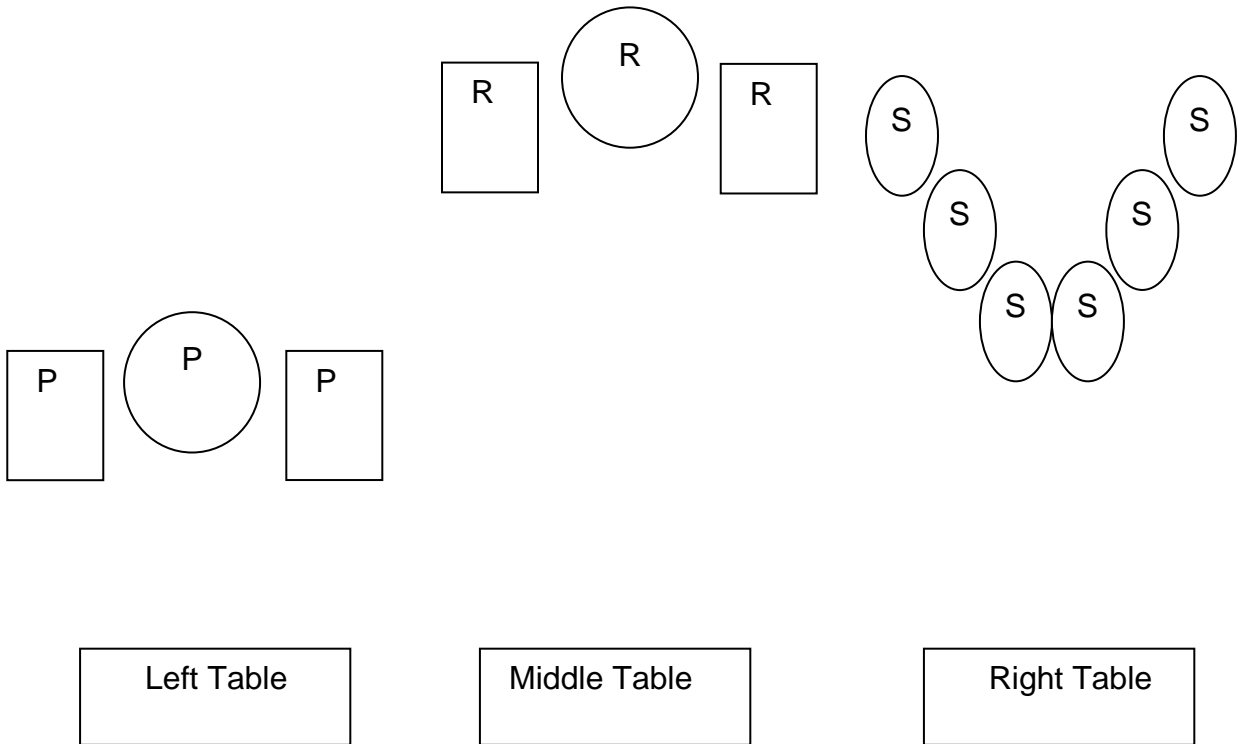
**Staging:** Pistols and rifle staged on left table, shotgun on right table.

**Gun Order:** Any order, shotgun last.

**Scenario:** Start standing behind left table, hands on hat, when ready say “***get it done!***” ATB using pistols and rifle sweep the targets in a 2-4-6-8 sweep from either end. Move to the right table knock down shotgun targets in any order.

**Note:** Pistols may be returned to the table or holstered.

**Stage Five**  
**10 Rifle 10 Pistol 6+ Shotgun**

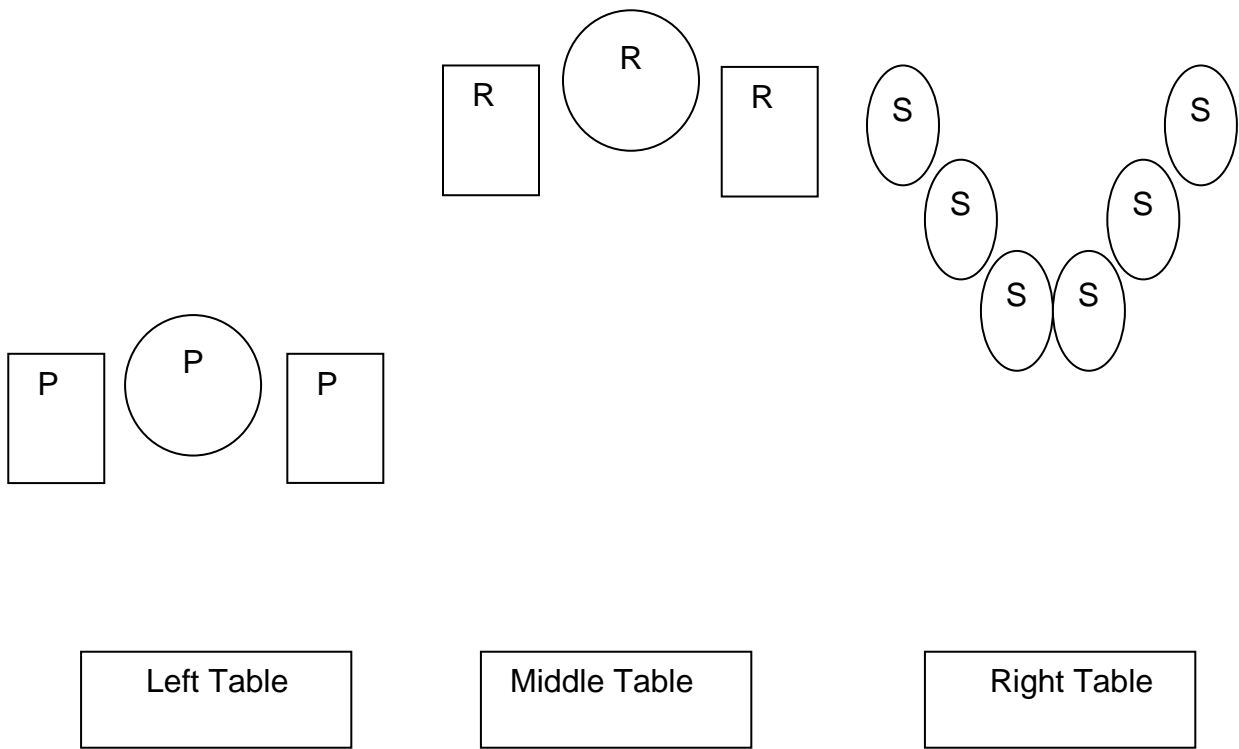


**Staging:** Pistols holstered, shotgun staged on the right table, rifle in hand.

**Gun Order:** Rifle, shotgun, pistols.

**Scenario:** Standing behind the middle table with rifle in hand, when ready say ***“easy there pilgrim”*** ATB with rifle engage rifle targets in a 1-2-2 sweep beginning on either end, and repeat instructions. Then move to the right table, and engage shotgun targets until down, in any order. Move to the left table and engage pistol targets per rifle instructions.

**Stage Six**  
**10 Rifle 10 Pistol 6+ Shotgun**



**Staging:** Pistols holstered, rifle staged on middle table, shotgun staged on right table.

**Gun Order:** Shotgun, rifle, pistols.

**Scenario:** Standing behind the right table hands at low surrender. When ready say, "***I'm ready, are you***" ATB with shotgun, knock down the shotgun targets, any order. Move to the middle table. Then with the rifle alternate between the outside targets for eight rounds and then place two rounds on the middle target. Move to the left table. Then with pistols place at least three rounds on each target.