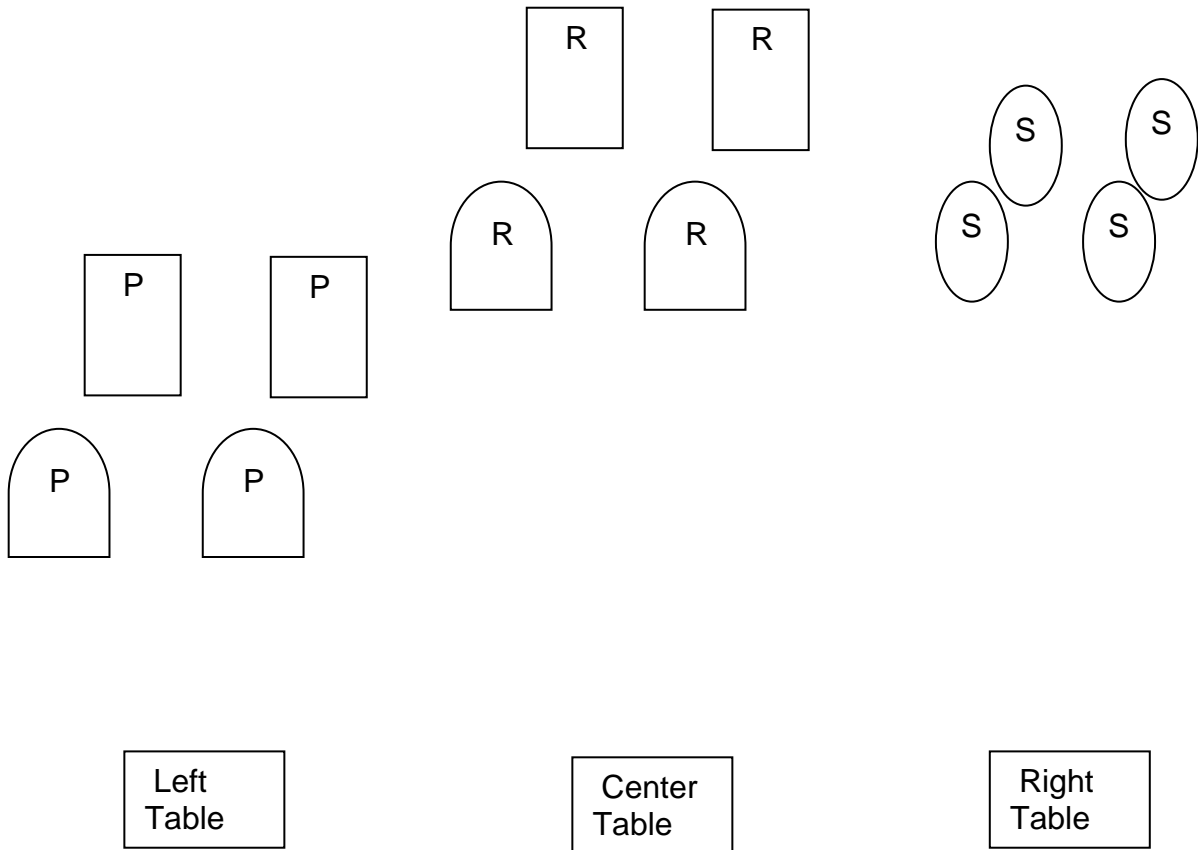


Stage One
10 Rifle 10 Pistol 4+ Shotgun

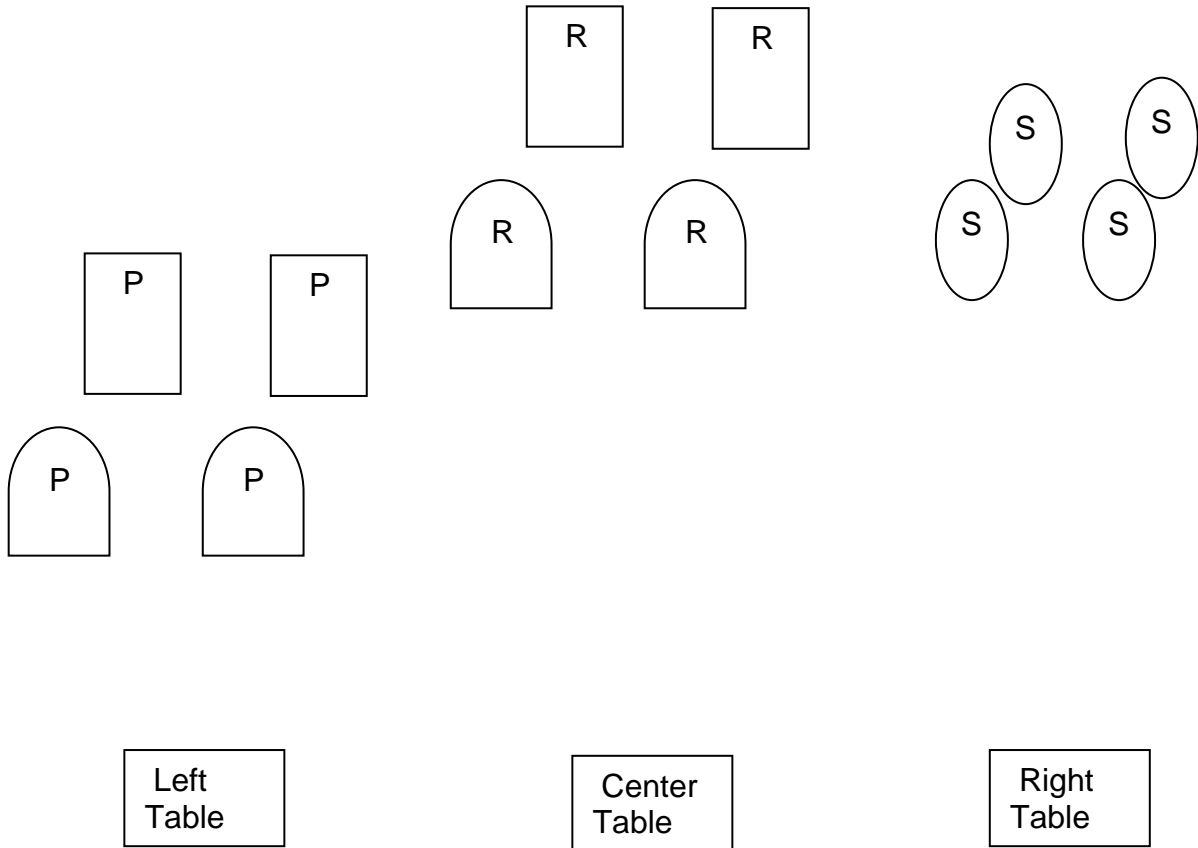


Staging: Pistols holstered, rifle on center table, shotgun on right table.

Gun Order: Rifle not last.

Scenario: Standing behind table of choice, hands touching table but not gun, when ready say ***“don’t you light that dynamite!”*** ATB if starting behind left table, with pistols place 1 round on each tombstone then 3 rounds on a rectangle then place 1 round on each tombstone then 3 rounds on the other rectangle. From center table with rifle engage rifle targets per pistol instructions. From right table with shotgun knock down SG targets, in any order.

Stage Two
10 Rifle 10 Pistol 4+ Shotgun



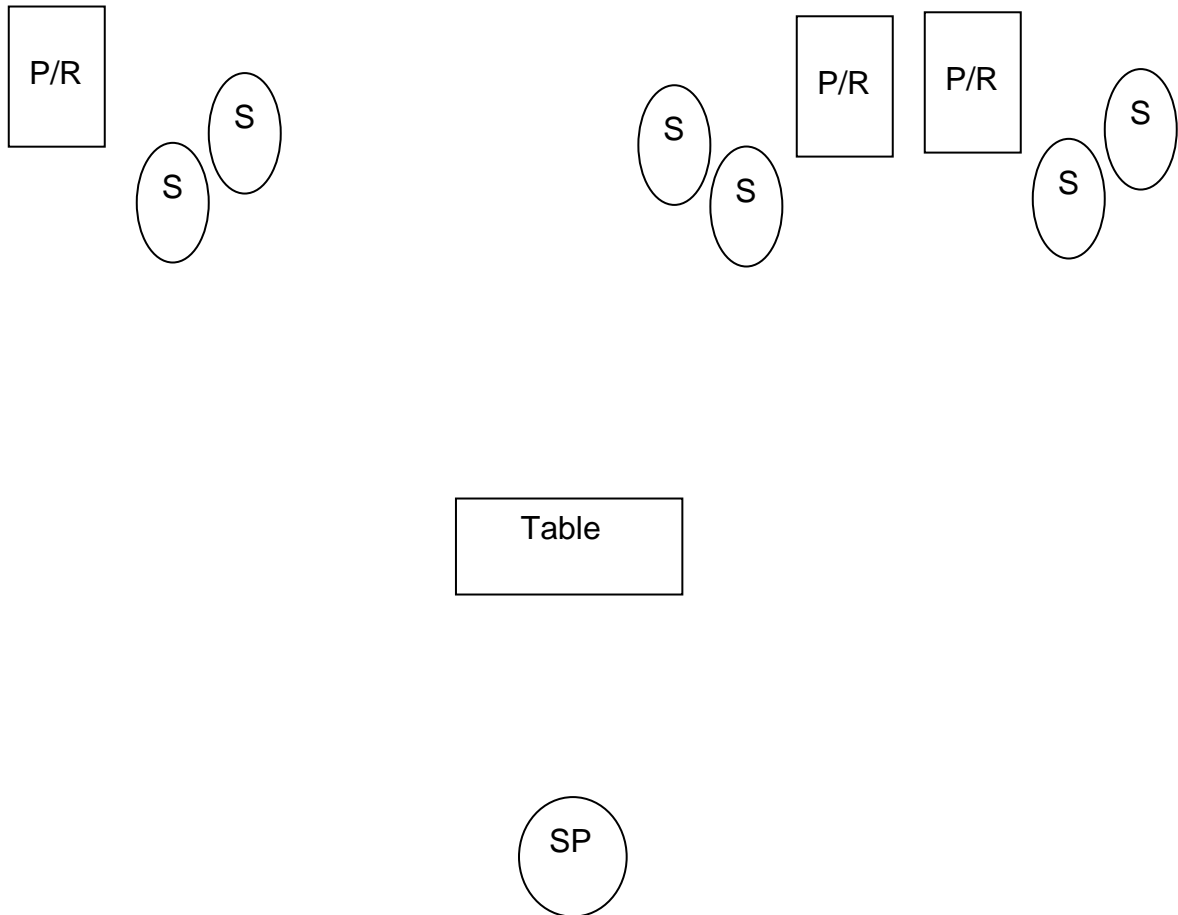
Staging: Pistols staged on left table, rifle on center table, shotgun on right table.

Gun Order: Rifle not last.

Scenario: Standing behind table of choice, hand or hands on gun of choice but long guns must remain flat on table, when ready say ***“light that dynamite!”*** ATB if starting behind left table, with pistols starting on either end, sweep the pistol targets in a progressive sweep (1 on 1, 2 on 2, 3 on 3, 4 on 4). From center table with rifle engage rifle targets per pistol instructions. From right table with shotgun knock down SG targets, in any order.

Note: Pistols may be returned to table or holstered.

Stage Three
10 Rifle 10 Pistol 6+ Shotgun

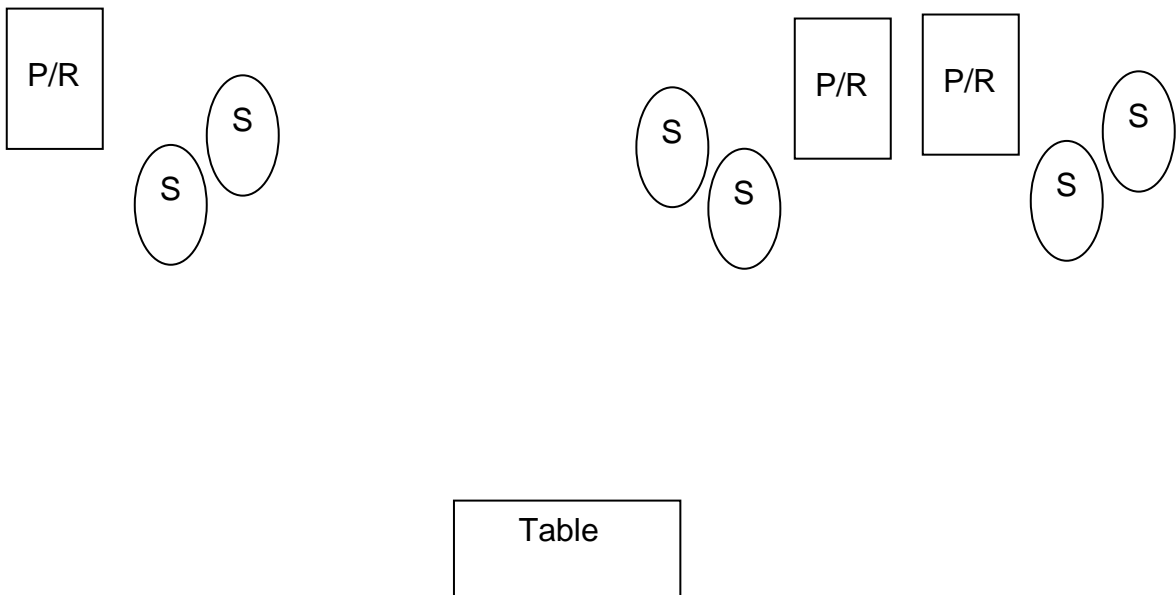


Staging: Pistols holstered, shotgun on the table, rifle in hands.

Gun Order: Rifle then shotgun or pistols.

Scenario: Start standing with foot touching start plate rifle in hands, when ready say ***"If you have to shoot, shoot!"*** ATB triple tap the target to the left and double tap the other two targets then triple tap the left target. Move to the table and with shotgun knock down shotgun targets in any order, with pistols engage targets per rifle instructions.

Stage Four
10 Rifle 10 Pistol 6+ Shotgun

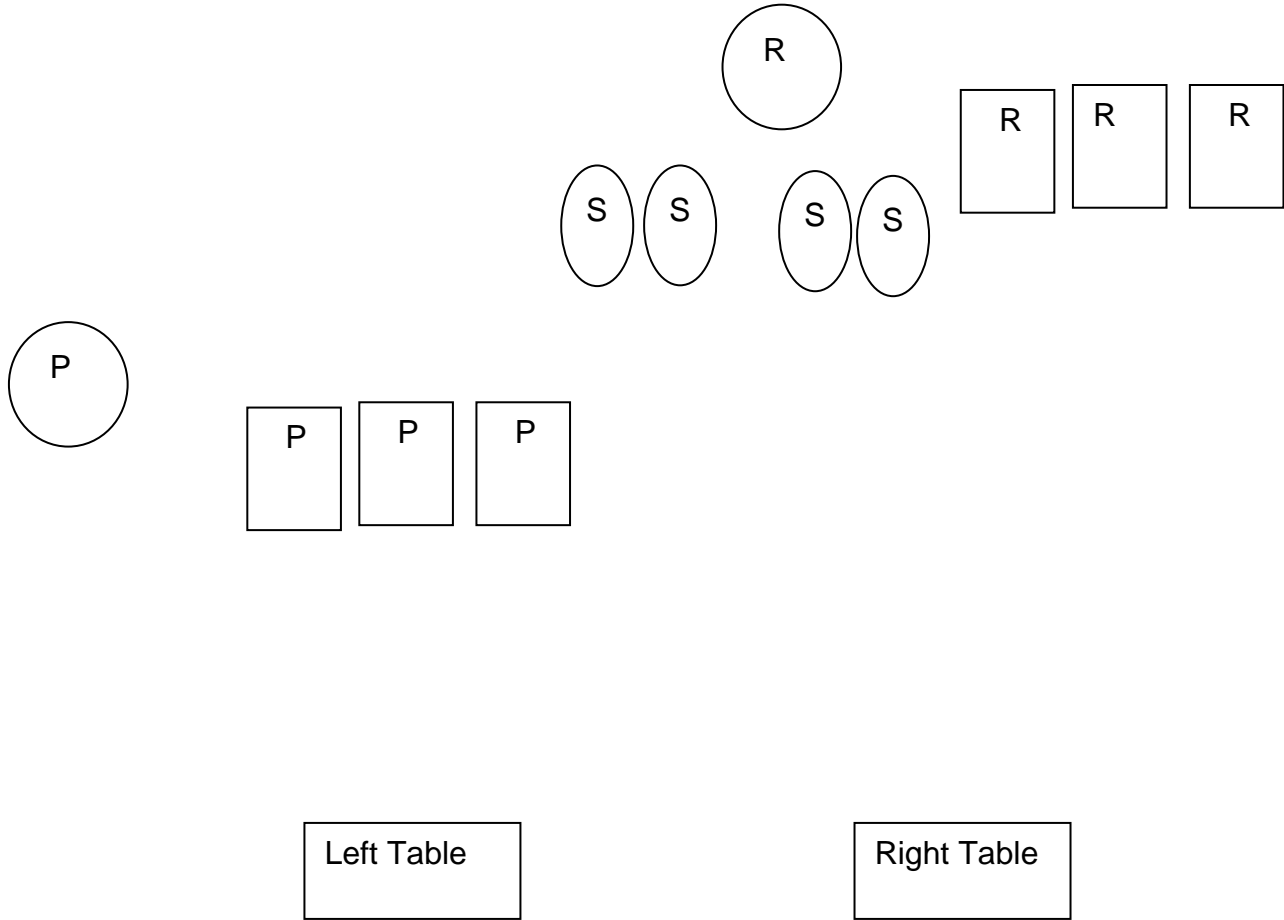


Staging: Pistols holstered, rifle and shotgun on the table.

Gun Order: Rifle not last.

Scenario: Start standing behind table with hands on hat, when ready say “***you’re no Daisy!***” ATB with the rifle, starting on either end place 1 round on the first target then sweep the three targets three times. With shotgun knock down shotgun targets in any order. With pistols repeat the rifle instructions.

Stage Five
10 Rifle 10 Pistol 4+ Shotgun

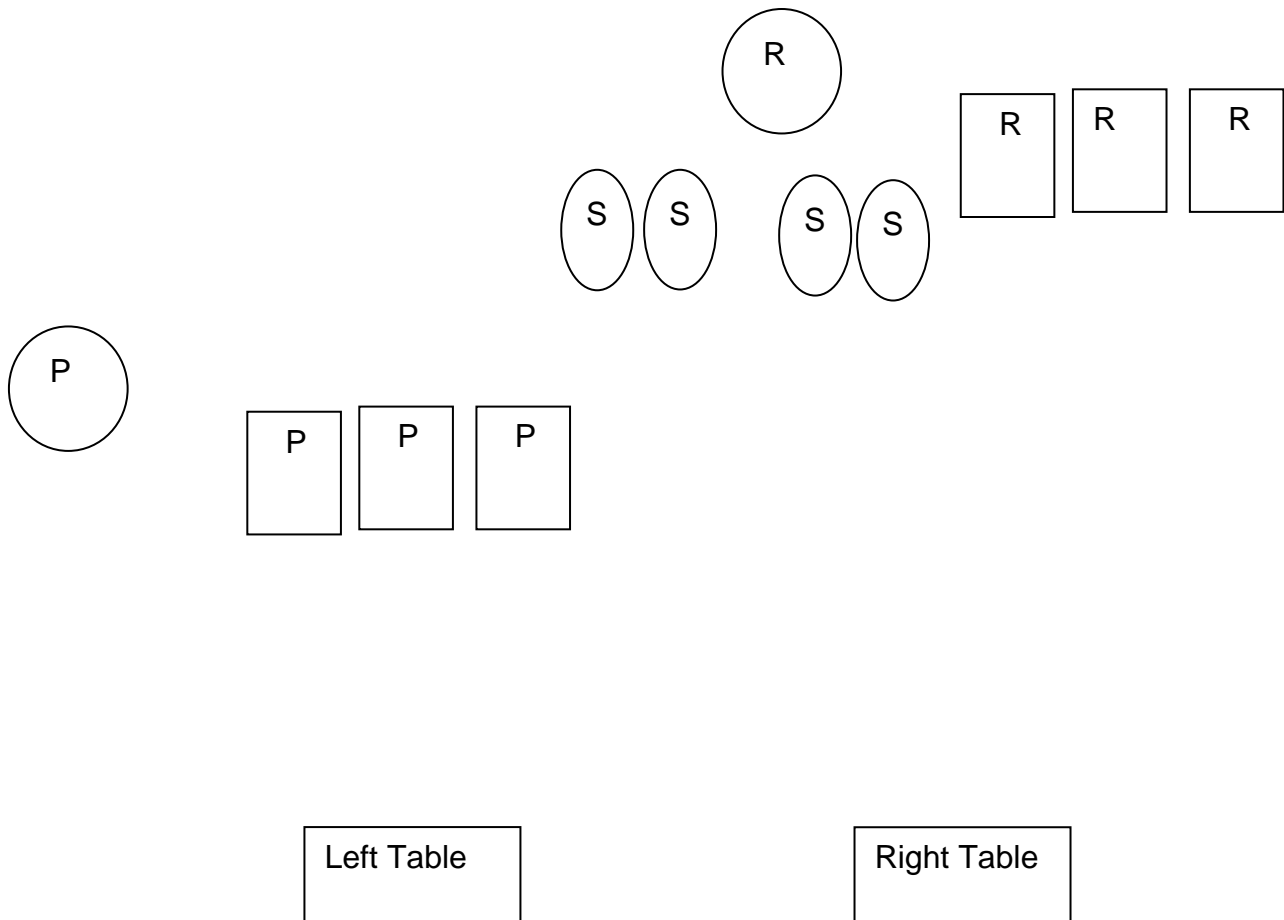


Staging: Pistols holstered, shotgun and rifle staged on right table.

Gun Order: Rifle not last.

Scenario: Standing behind table of choice with hand or hands on gun, long guns must remain flat on table. When ready say, **“Lets Go!”** ATB engage pistol targets by placing 4 rounds on the circle and 2 rds on each rectangle in any order. From the right table engage rifle targets same instruction as pistols. With shotgun, knock down the shotgun targets, any order.

Stage Six
10 Rifle 10 Pistol 4+ Shotgun



Staging: Pistols holstered, shotgun and rifle staged on the right table.

Gun Order: Rifle not last.

Scenario: Standing behind the table of choice with hand or hands on gun, long guns must remain flat on the table. When ready say **“Nevada Sweep?”** ATB if starting at right table, with rifle, engage the three rectangular rifle targets in a 9 shot Nevada sweep then place the 10th round on the circle. With shotgun, knock down the shotgun targets, any order. From the left table, with pistols same instruction as rifle.