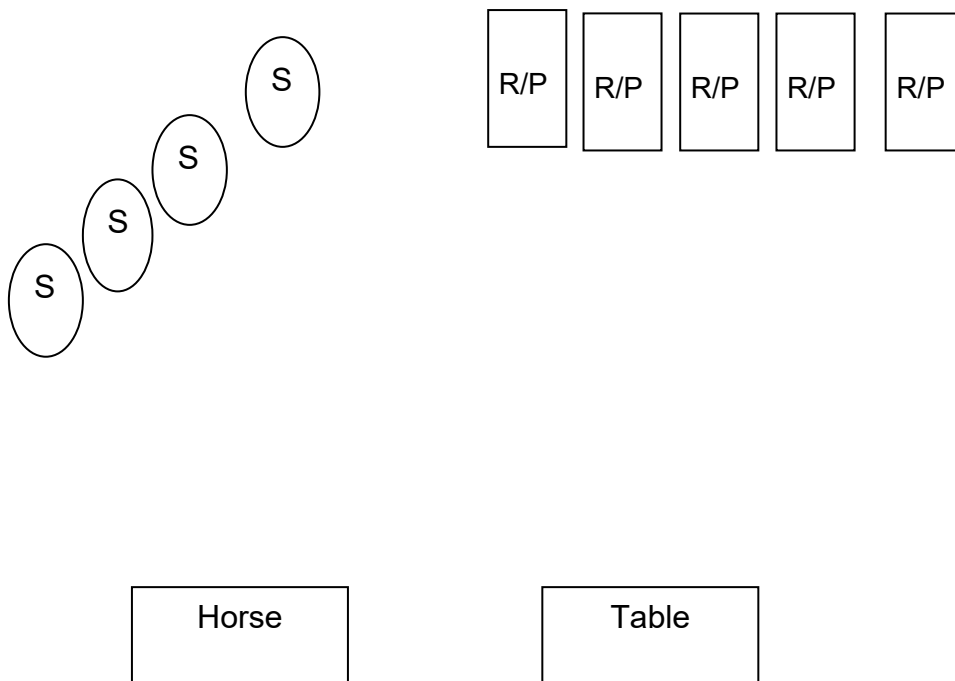


Stage One
10 Rifle 10 Pistol 4+ Shotgun

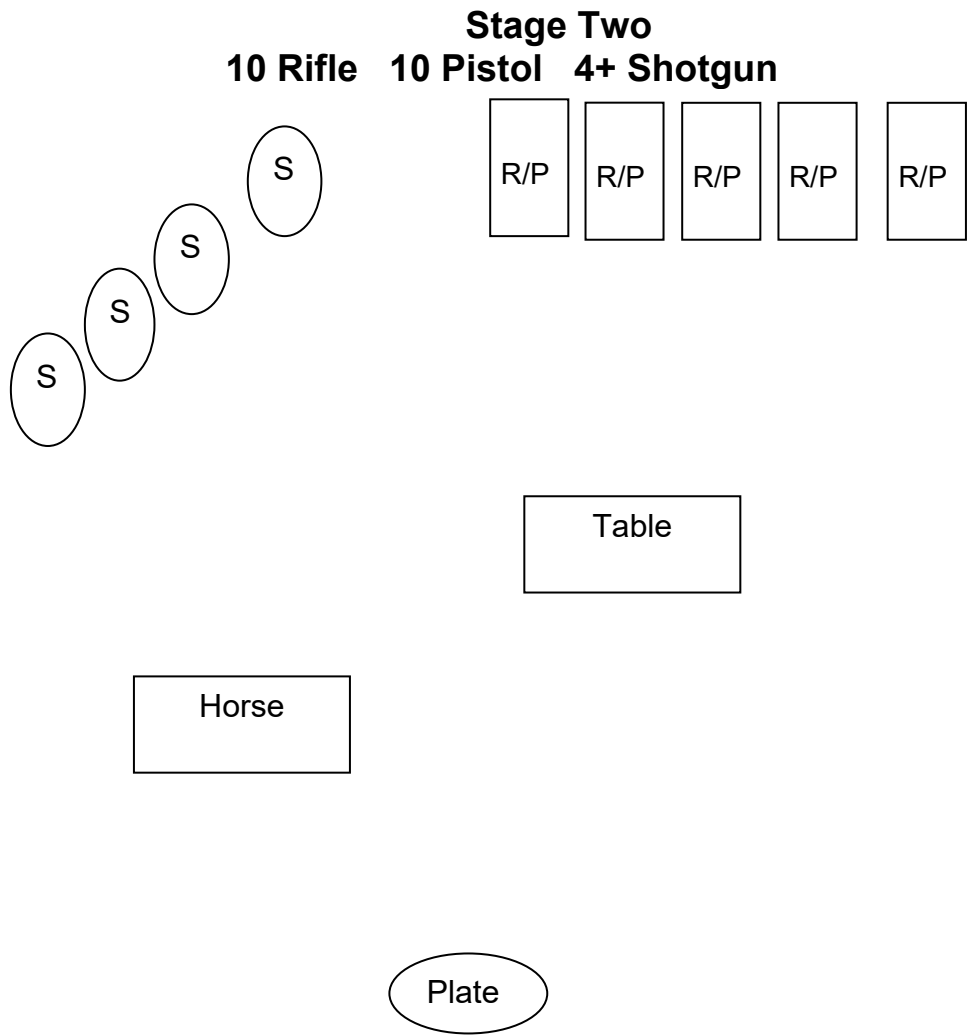


Staging: Pistols holstered, shotgun on horse, rifle staged on table.

Gun Order: Rifle not last.

Scenario: Standing behind table or horse, hands on gun of choice, when ready say “**Marina del Rey**” ATB with rifle and pistols engage the targets in all four one and one four all sweep (sweep the targets with one round each, then four rounds on target four, then one round on target one, then one round on target one, then four rounds on target four, then sweep the targets with one round each). Move to the horse and with shotgun engage shotgun targets until down

Savannah River Rangers 07-17-22

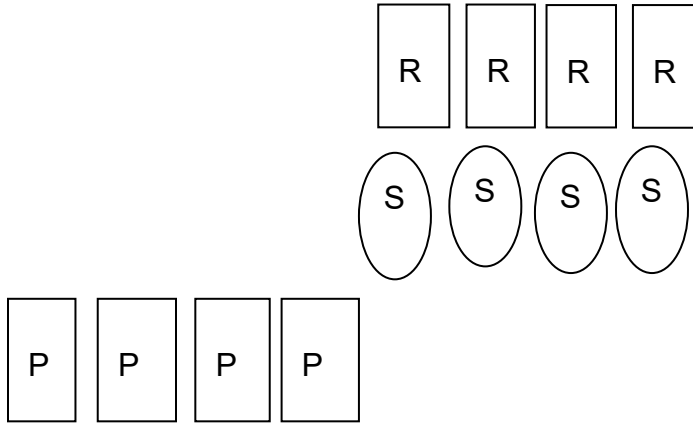


Staging: Pistols holstered, shotgun horse, rifle in hand.

Gun Order: Rifle, shotgun, pistols

Scenario: Standing one foot touching the start plate, rifle in hand when ready say, "***Blame it on Mexico***" ATB with rifle engage the rifle targets with two rounds each, no double taps. Make rifle safe on the horse and with shotgun knock down shotgun targets in any order. Move to the table and with pistols engage the targets per rifle instructions.

Stage Three
10 Rifle 10 Pistol 4+ Shotgun



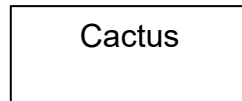
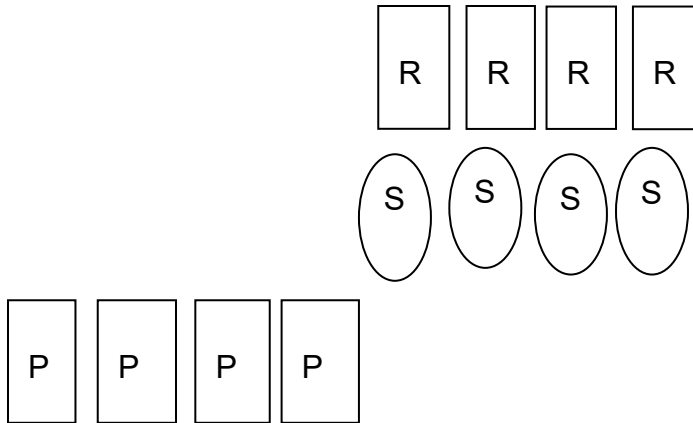
Cactus

Staging: Pistols holstered, rifle staged on cactus, shotgun in hand

Gun order: Shotgun, rifle, pistols.

Scenario: Standing behind the cactus with shotgun in hand, when ready say ***“Amarillo by morning”*** ATB With shotgun engage shotgun targets until down. Make shotgun safe on the cactus. With rifle engage rifle targets in a Nevada sweep double tapping every other target. Move to the left of the cactus and with pistols engage rifle targets per rifle instructions.

Stage Four
10 Rifle 10 Pistol 4+ Shotgun

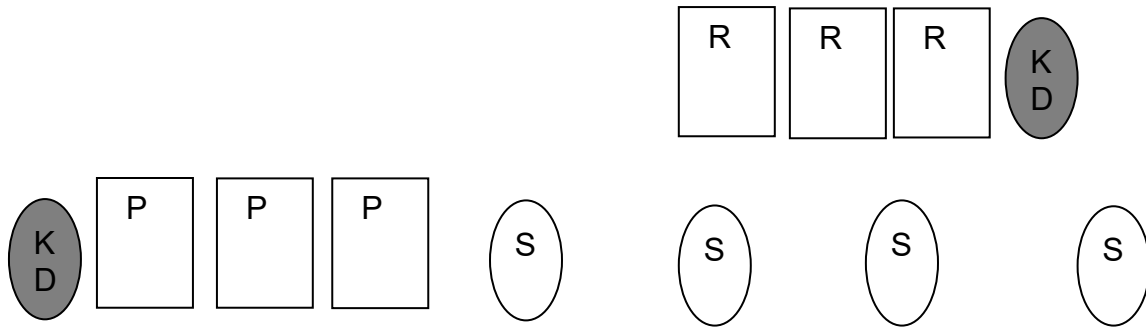


Staging: Pistols holstered, rifle and shotgun staged on cactus.

Gun Orded: Pistols, rifle, shotgun.

Scenario: Standing to the left of the cactus both hands touching cactus. When ready say, ***‘Ocean front property’*** ATB with pistols beginning on either end engage pistol targets with three rounds on target one, one on target two, one on target three, one on target two, one on target three and three on target four. Then with rifle engage rifle targets per pistol instructions. Then with shotgun engage shotgun targets until down

Stage Five
10 Rifle 10 Pistol 4+ Shotgun



Table

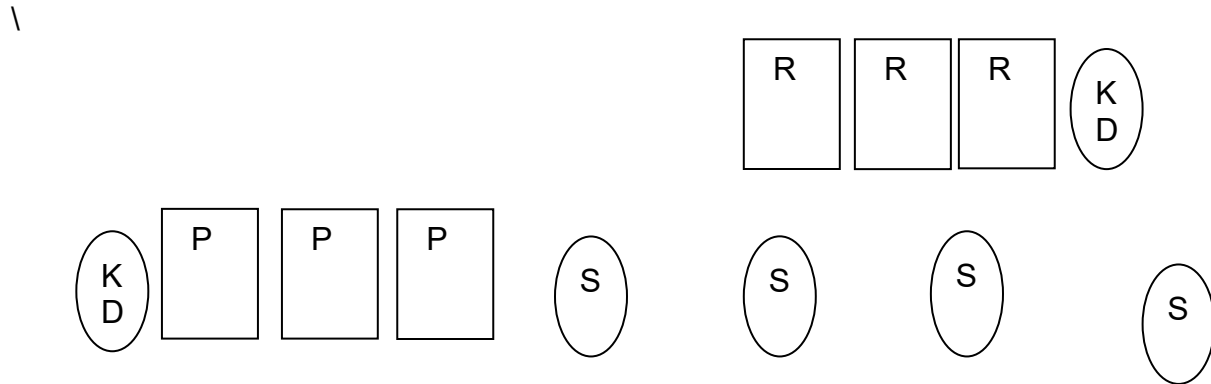
Staging: Pistols holstered, rifle and shotgun staged on table.

Gun order: Rifle not last.

Scenario: Standing behind table, hands on hat, when ready say **“Cowboy rides away”** With rifle engage rifle targets in two 1-2-2 sweeps beginning on either end. With pistols engage pistol targets per rifle instructions. With shotgun engage shotgun targets until down. Grey targets are not used.

Savannah River Rangers 07-17-22

Stage Six
10 Rifle 10 Pistol 4+ Shotgun



Staging: Pistols holstered, rifle and shotgun staged on table.

Gun order: Rifle not last

Scenario: Standing behind table hands at low surrender. When ready say, “**Codigo**” ATB With shotgun engage the shotgun targets until down. With rifle engage each static target with one round each then engage the knock down with one round then engage each static rifle target with two rounds . Then with pistols engage the pistol targets per rifle instructions. Knock down is a two second bonus. Knock downs left standing are not misses.

Savannah River Rangers 07-17-22