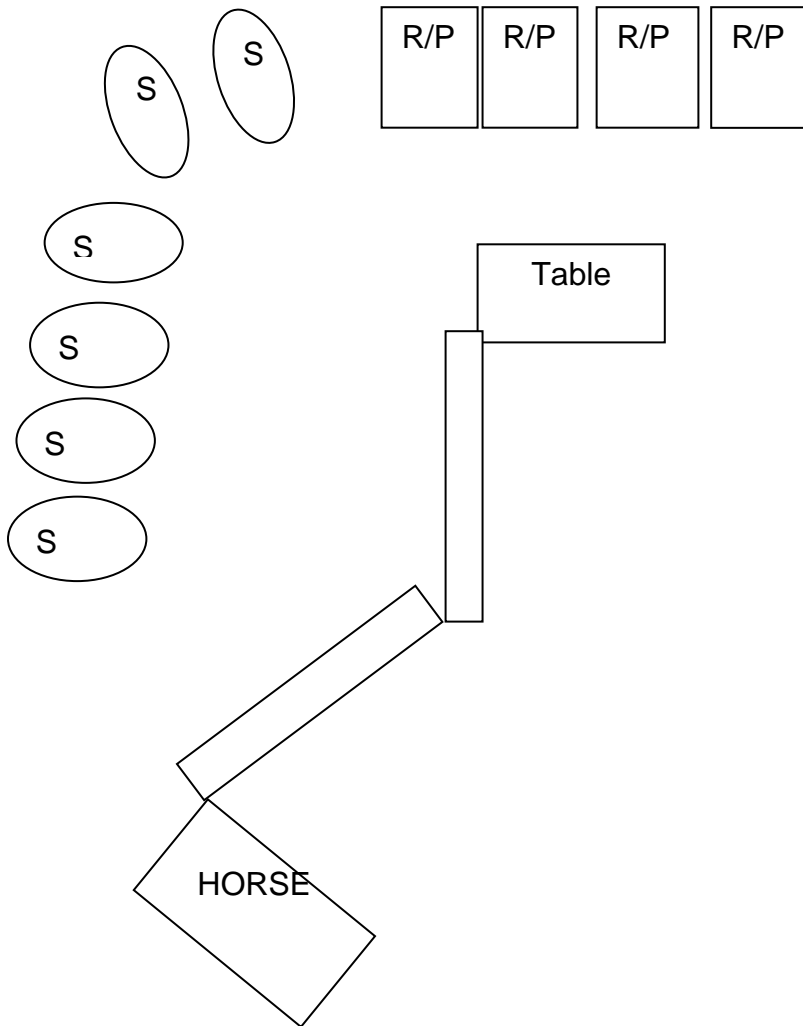


Stage One
10 Rifle 10 Pistol 4+ Shotgun



Staging: Pistols holstered, Rifle and shotgun staged on horse.

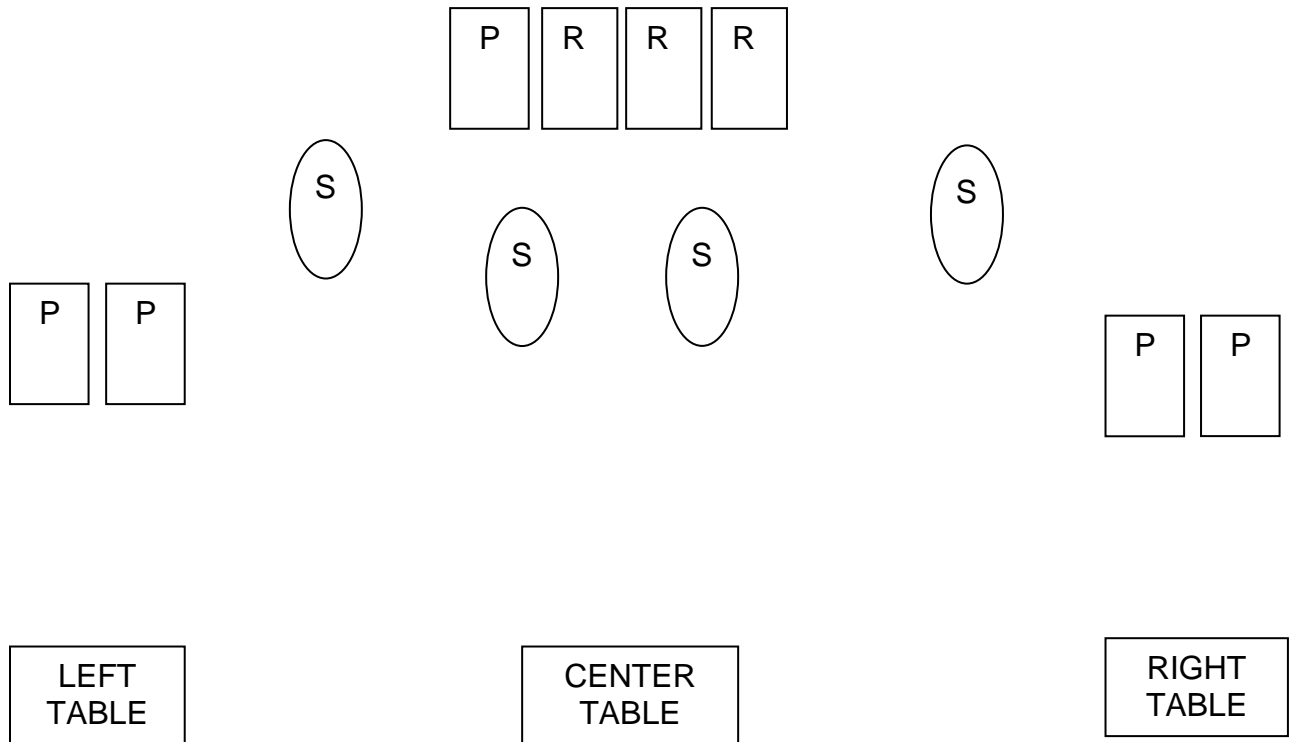
Gun Order: Rifle, shotgun, pistols

Scenario: Standing at the horse with reins in both hand hands, when ready say, ***“Whoa mule”*** ATB with rifle engage rifle targets in a 4-1-1-4 sweep beginning on either end. Make rifle safe on the horse and with shotgun engage shot gun targets until down, any order. Move to the table and with pistols engage targets per rifle instructions.

Shotgun may be shot anywhere between the horse and the table.

Savannah River Rangers 01-19-20

Stage Two
10 Rifle 10 Pistol 4+ Shotgun



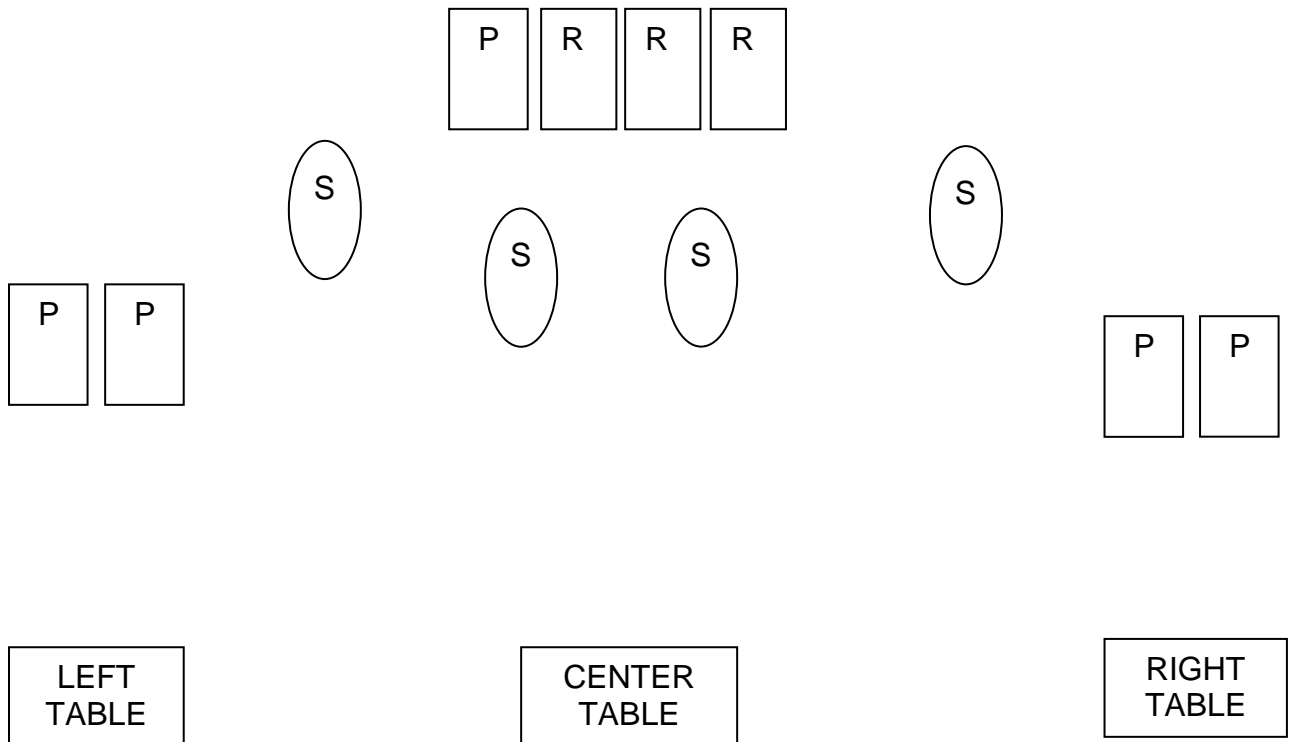
Staging: Pistols holstered, rifle and shotgun staged on center table.

Gun order: Any order, rifle not last

Scenario: Standing behind table of choice with hands raised above head, when ready say, ***“Don’t squat with your spurs on”*** ATB with shotgun knock down the shot gun targets, any order. With rifle engage rifle targets with at least two rounds each. Move to left or right table and engage pistol targets per rifle instructions.

Only one set of pistol targets are used.

Stage Three
10 Rifle 10 Pistol 4+ Shotgun

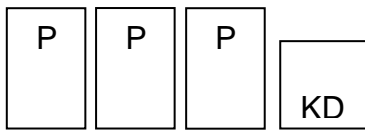
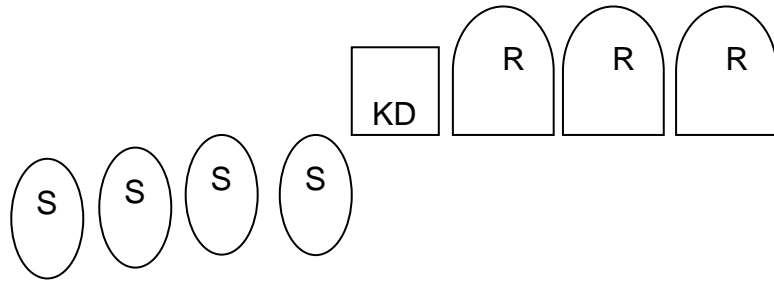


Staging: Pistols holstered, Rifle and shotgun staged on center table.

Gun order: pistol, rifle, pistol, shotgun

Scenario: starting behind left **OR** right table, hands on hat, when ready say ***“We don’t rent pigs”*** ATB if starting behind left table, with one pistol, engage pistol targets in a 1-2-1-1 sweep beginning on either end. Then move to the center table and with rifle engage rifle targets in two 1-2-1-1 sweeps beginning on either end. Then move to right table and with second pistol engage the pistol targets in a 1-2-1-1 sweep beginning on either end. Then move to the center table and with shotgun engage shotgun targets any order until down.

Stage Four
10 Rifle 10 Pistol 4+ Shotgun



LEFT
TABLE

RIGHT
TABLE

Staging: Pistols holstered. Rifle and shotgun on right table.

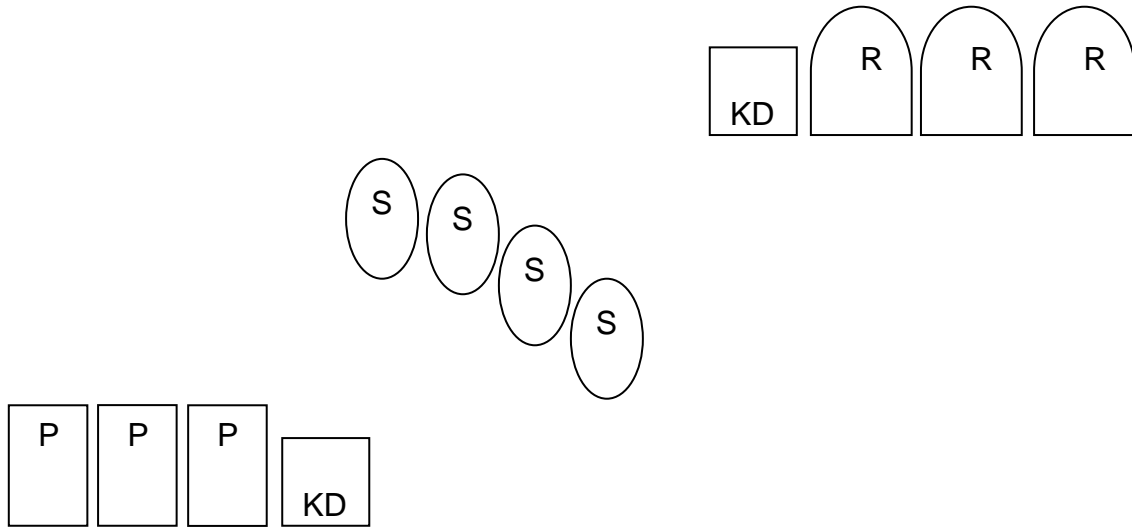
Gun order: Pistols, rifle, shotgun

Scenario: starting standing behind left table, hands at low surrender, when ready say ***“We’re burnin day light”*** ATB with pistols engage pistol targets in a progressive sweep beginning on the knockdown (knock down, 2 on target 2, 3 on target 3, 4 on target 4). Move to left table and with rifle engage rifle targets per pistol instructions. Then with shotgun engage shotgun targets in any order until down.

Knock downs are a one second bonus. Knock downs left standing are not a miss.

Savannah River Rangers 01-19-20

Stage Five
10 Rifle 10 Pistol 4+ Shotgun



LEFT
TABLE

RIGHT
TABLE

Staging: Pistols holstered, rifle staged on right table, shotgun staged on table of choice.

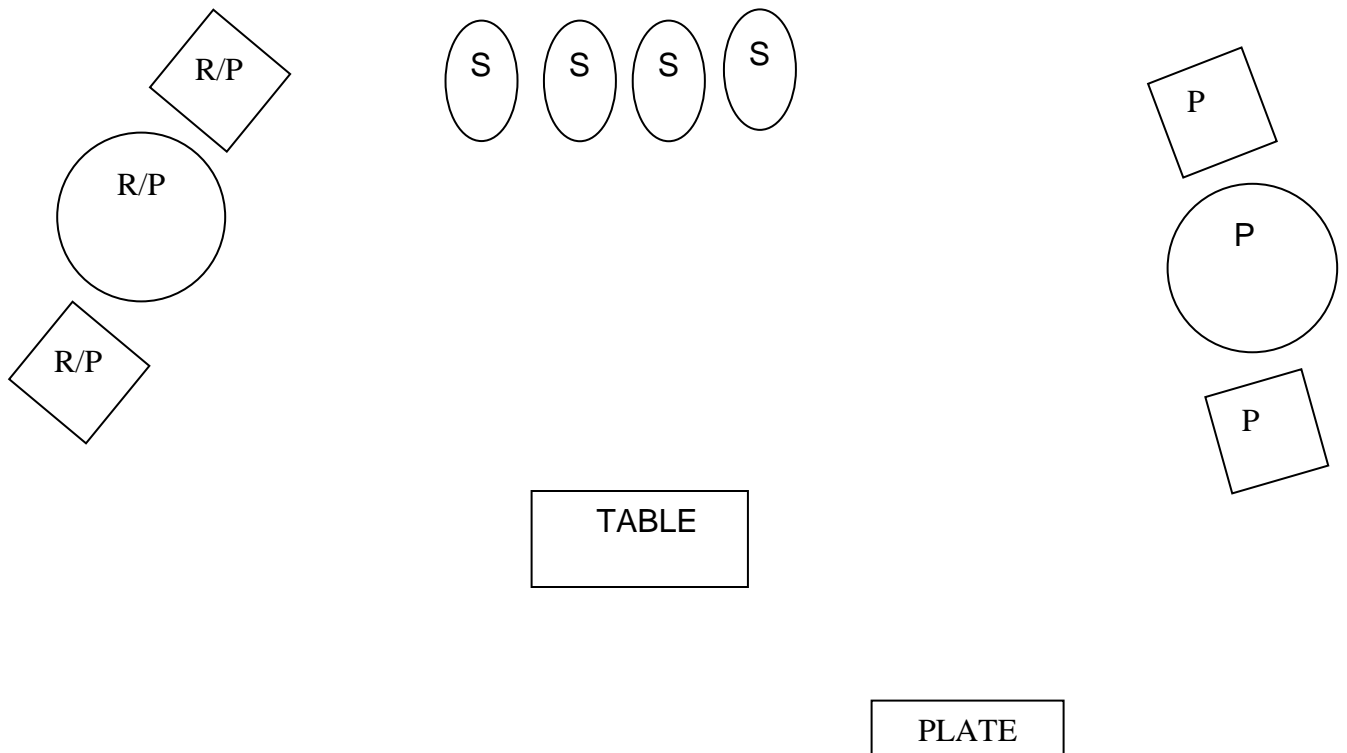
Gun Order: Any order rifle not last

Scenario: Standing behind table of choice, holding the sombrero and the bottle, when ready say "**Let's go to Mexico**" ATB with rifle, engage the static targets in a 2-6-1 sweep from either end then engage the knock down. With shotgun engage shotgun targets in any order until down. With pistols engage pistol targets per rifle instructions.

Knock downs are a one second bonus. Knock downs left standing are not a miss.

Savannah River Rangers 01-19-20

Stage Six
10 Rifle 10 Pistol 4+ Shotgun



Staging: Pistols holstered, Shotgun staged on table, Rifle in hand.

Gun order: Rifle then pistols and shotgun any order.

Scenario: Standing with one foot touching start plate, when ready say “***Let’s move out***” ATB with rifle engage rifle targets by placing three rounds on the circle and one round on each diamond. Then repeat instructions. Move to table and engage pistol targets with three rounds on each circle and one round on each diamond. With shotgun engage shotgun targets until down, any order.