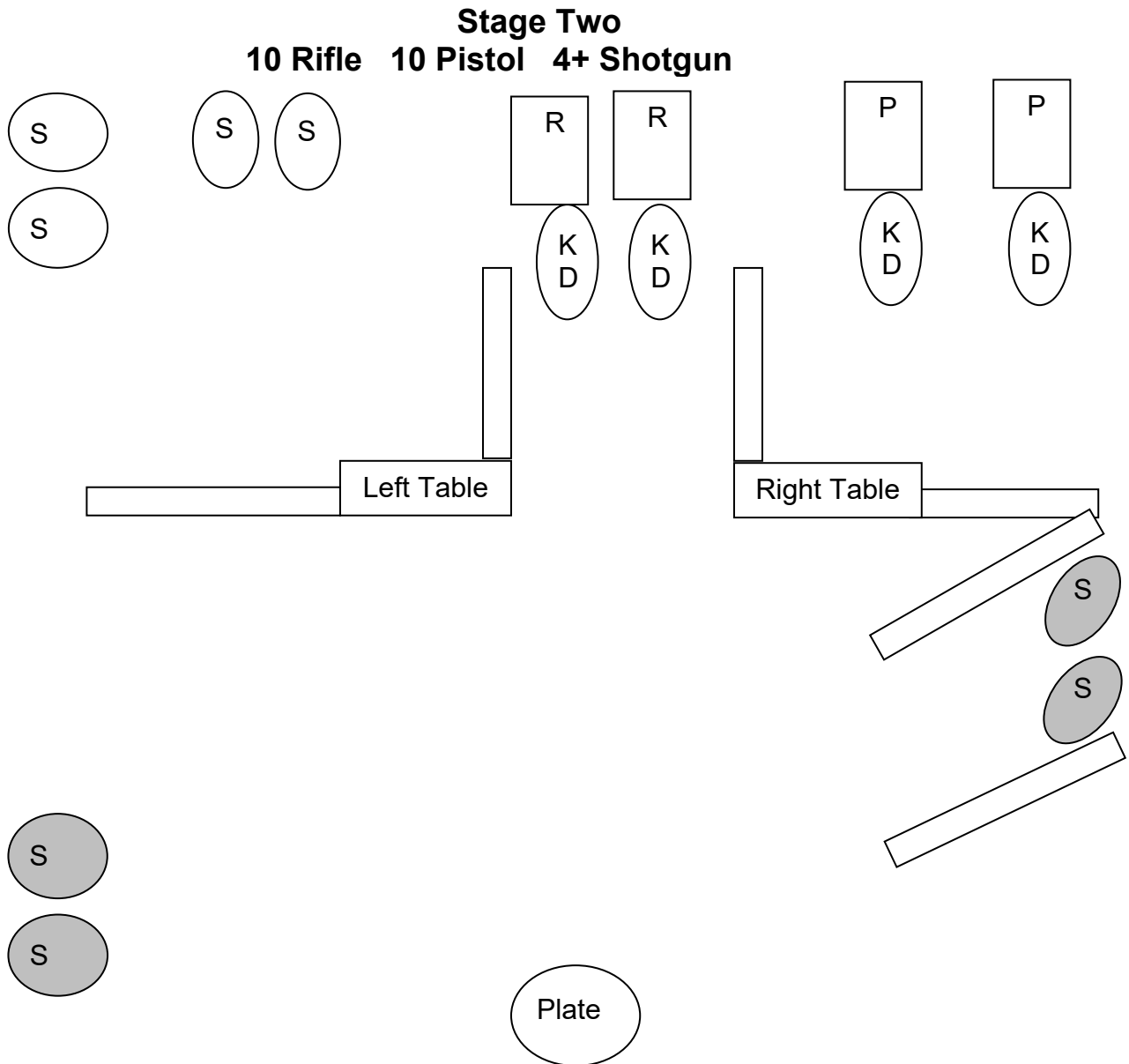


Staging: Shotgun in hand.

Gun Order: Shotgun.

Scenario: Standing one foot touching start plate, shotgun in hand, when ready say
“True Grit” ATB With shotgun engage shotgun targets on left side of berm until down. Move forward and engage shotgun targets on right side of berm until down. Then move to the tables and engage remaining shotgun targets until down. The 8 targets at the back of the berm may be engaged anywhere between the tables.

Savannah River Rangers 02-20-22



Staging: Pistols holstered, shotgun staged on left table, rifle in hand.

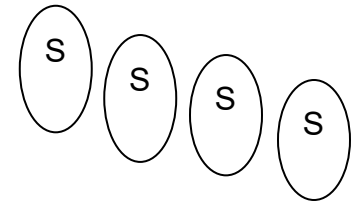
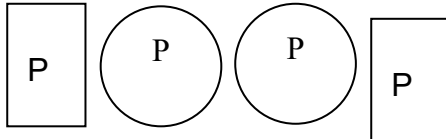
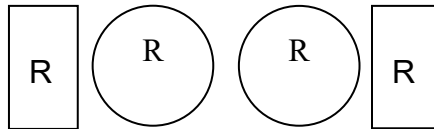
Gun Order: Rifle, shotgun, pistols

Scenario: Standing one foot touching the start plate, rifle in hand. When ready say, “**Chisum**” ATB with rifle engage the rifle targets with four rounds on each rectangle and one round on each knock down. Move to the left table and with shotgun knock down shotgun targets in any order. Move to the right table and with pistols engage the pistol targets per rifle instructions.

Knock downs are a one second bonus. Knock downs are not misses if left standing.

Savannah River Rangers 02-20-22

Stage Three
10 Rifle 10 Pistol 4+ Shotgun



Left Table

Center Table

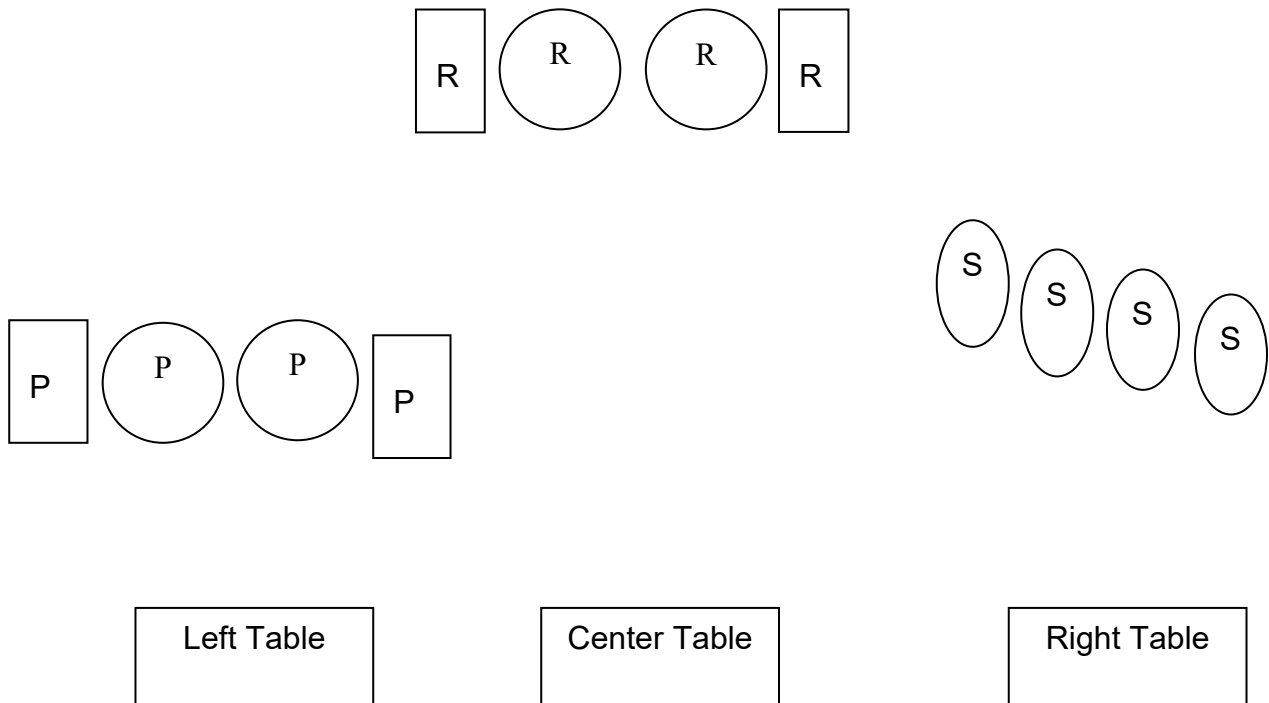
Right Table

Staging: Pistols holstered, rifle staged center table, shotgun staged on right table.

Gun order: Shotgun, rifle, pistols.

Scenario: Standing behind right table, holding shotgun shells in both hands, when ready say **“McLintock”** ATB With shotgun engage shotgun targets until down. Then with rifle engage both rectangles with one round each, then both circles with one round each, then both rectangles with one round each, then both circles with one round each, then both rectangles with one round each. Then with pistols engage pistol targets per rifle instructions.

Stage Four
10 Rifle 10 Pistol 4+ Shotgun



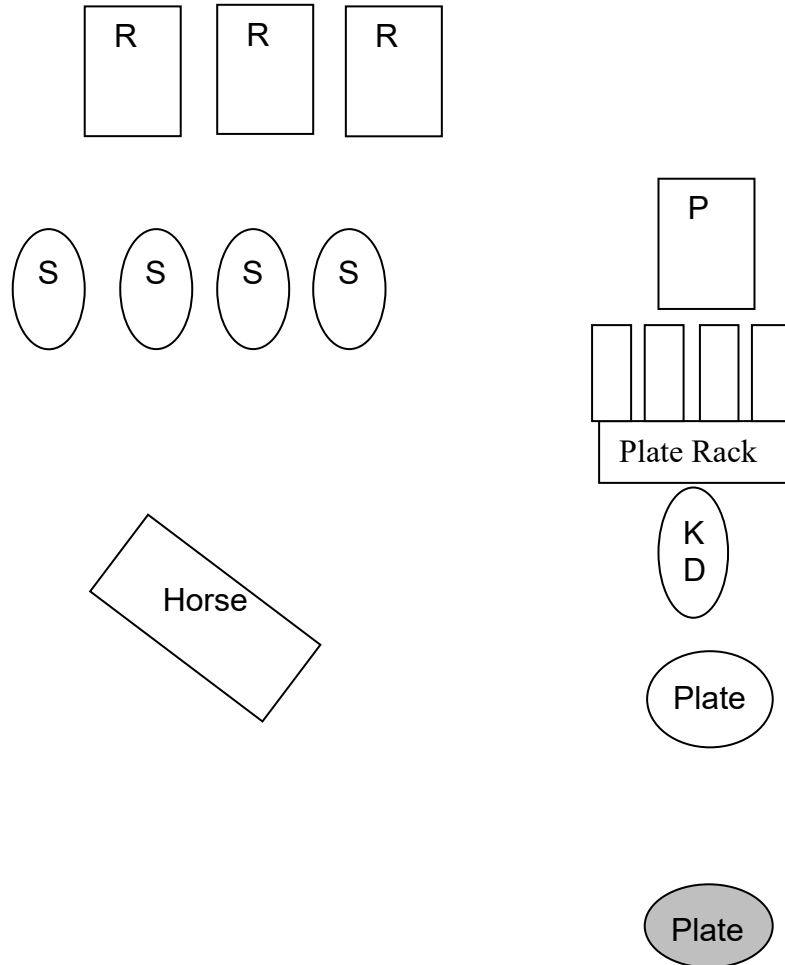
Staging: Pistols holstered, Rifle center table, shotgun staged on right table.

Gun Order: Rifle not last.

Scenario: Standing behind table of choice with hands on hat. When ready say, ***Red River***” ATB With shotgun engage shotgun targets until down. With rifle engage rifle targets with at least two rounds each. With pistols engage pistol targets per rifle instructions.

Savannah River Rangers 02-20-22

Stage Five
10 Rifle 10 Pistol 4+ Shotgun



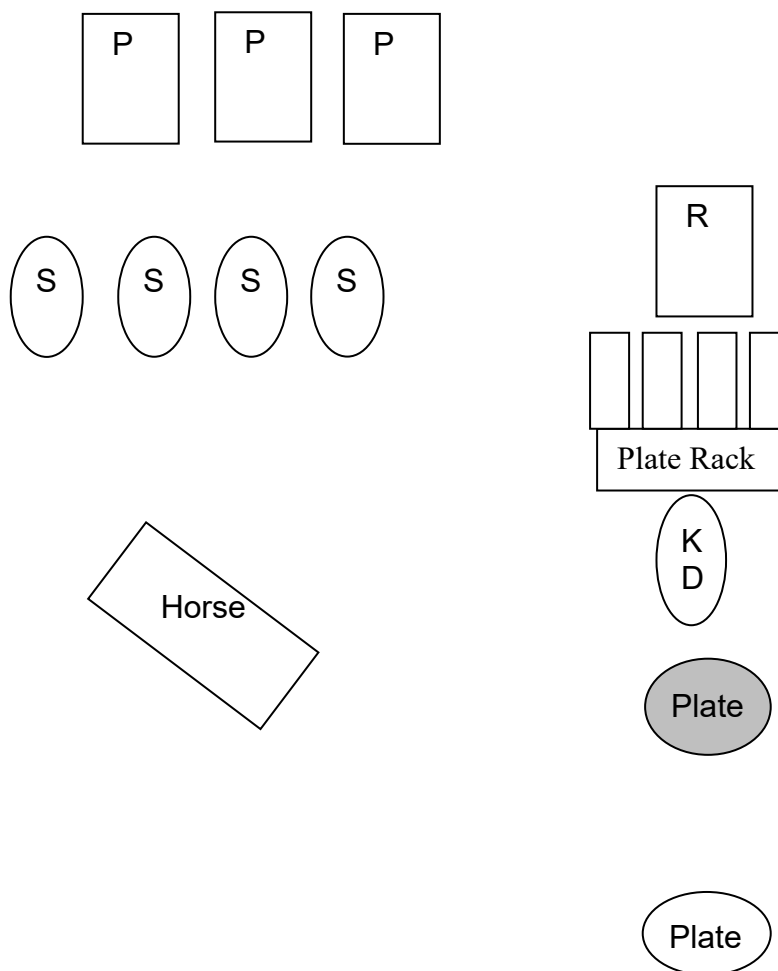
Staging: Pistols holstered, rifle and shotgun staged on horse.

Gun order: Pistols, rifle, shotgun.

Scenario: Standing one foot touching start plate hands on pistol, when ready say **“Hondo”** With pistols engage the plate rack and knock down until down and engage the static target with remaining rounds. Then with rifle engage the rifle targets in a Nevada sweep double tapping the center target. Then with shotgun engage shotgun targets until down. Plates left standing are misses, hits on the static target are a one second bonus.

Stage Six
10 Rifle 10 Pistol 4+ Shotgun

\



Staging: Pistols holstered, shotgun staged on horse, rifle in hand.

Gun order: Rifle, shotgun, pistols

Scenario: Standing one foot touching start plate rifle at port arms. When ready say, "**Roster Cogburn**" ATB With rifle engage the plate rack and knock down until down and engage the static target with remaining rounds. Then with shotgun engage shotgun targets until down. Then with pistols engage pistol targets in a 3-4-3 sweep. Pistols may be shot anywhere between the horse and the shotgun targets. Plates left standing are misses, hits on the static target are a one second bonus.