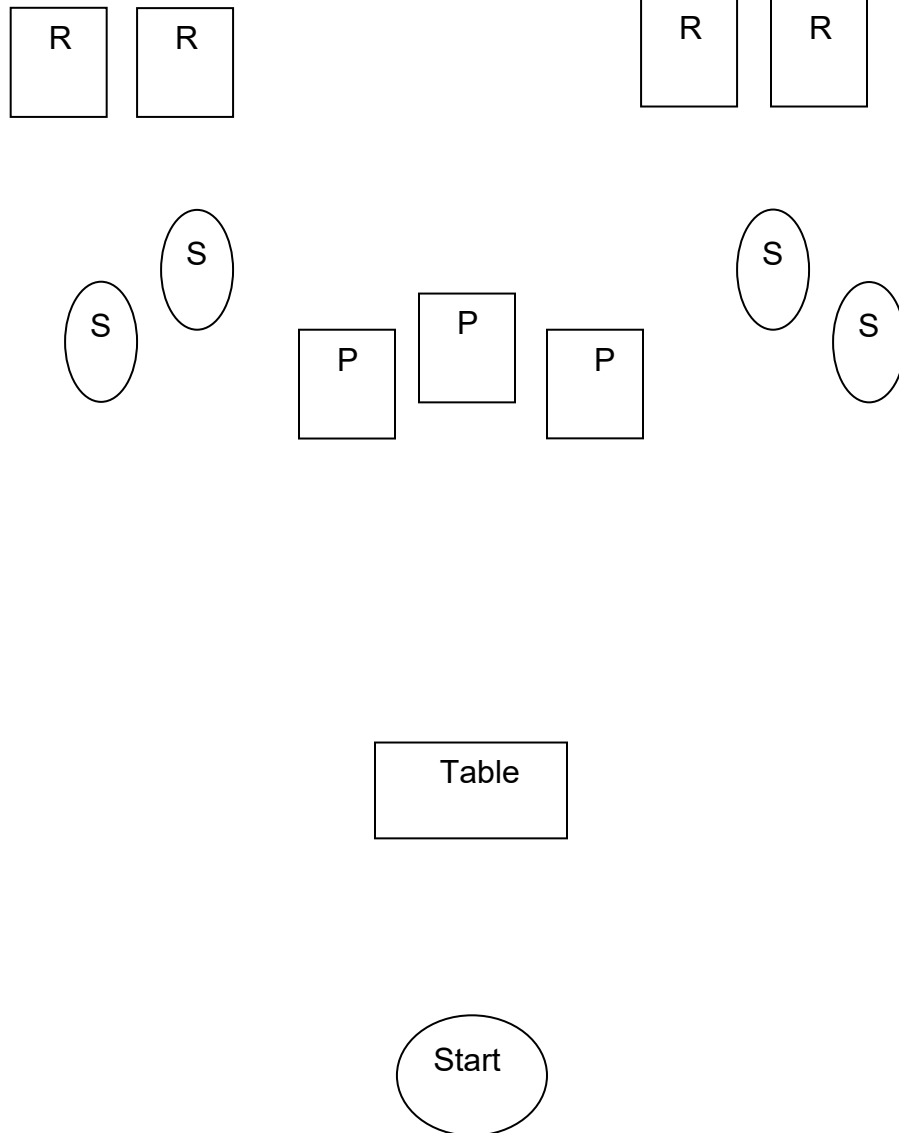


Stage One
10 Rifle 10 Pistol 4+ Shotgun

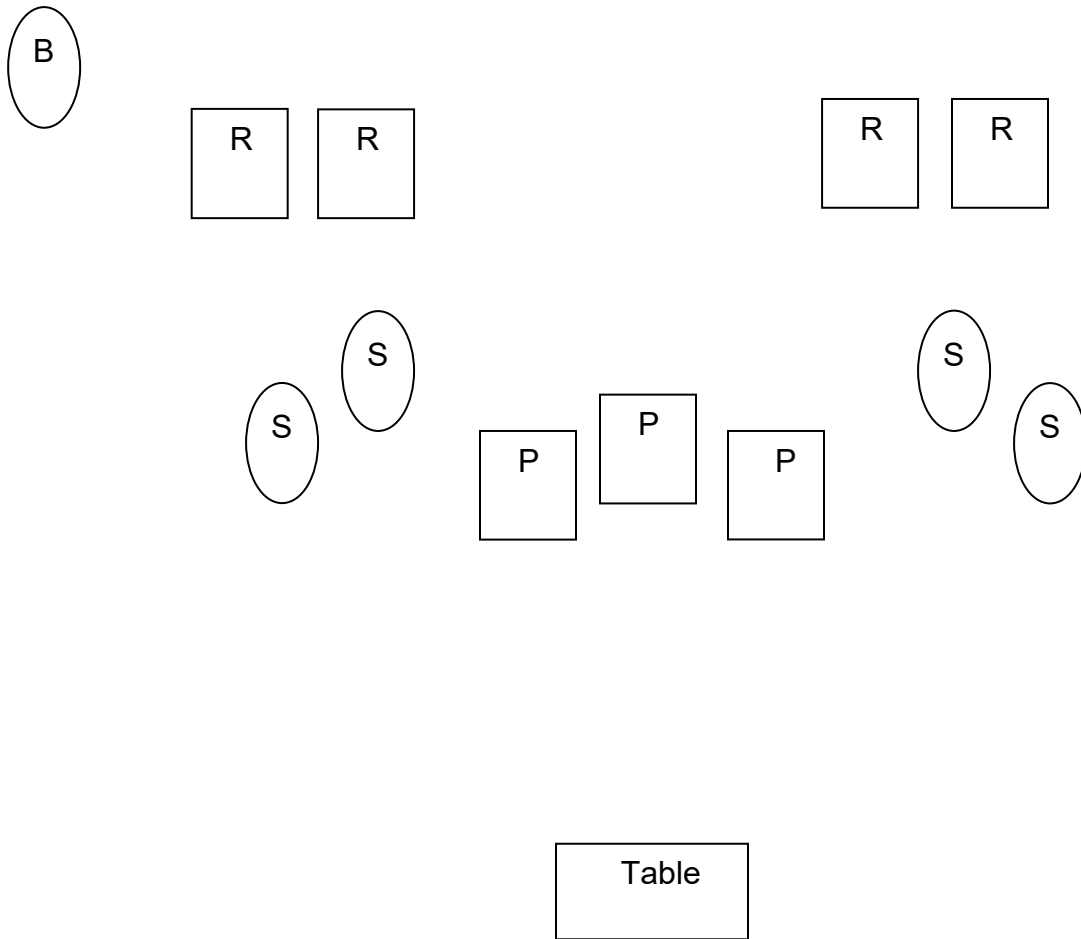


Staging: Pistols holstered, shotgun staged on the table, rifle in hands.

Gun Order: Rifle, then pistols or shotgun.

Scenario: Standing with one foot touching the start plate, rifle in hands. Say **"LET'S MOVE OUT"**. ATB, engage rifle targets in a 3-2-2-3 sweep from either end. Move to the table and with pistols engage pistol targets in a 3-4-3 sweep from either end. With shotgun knock down shotgun targets in any order.

Stage Two
9 Rifle 10 Pistol 4+ Shotgun

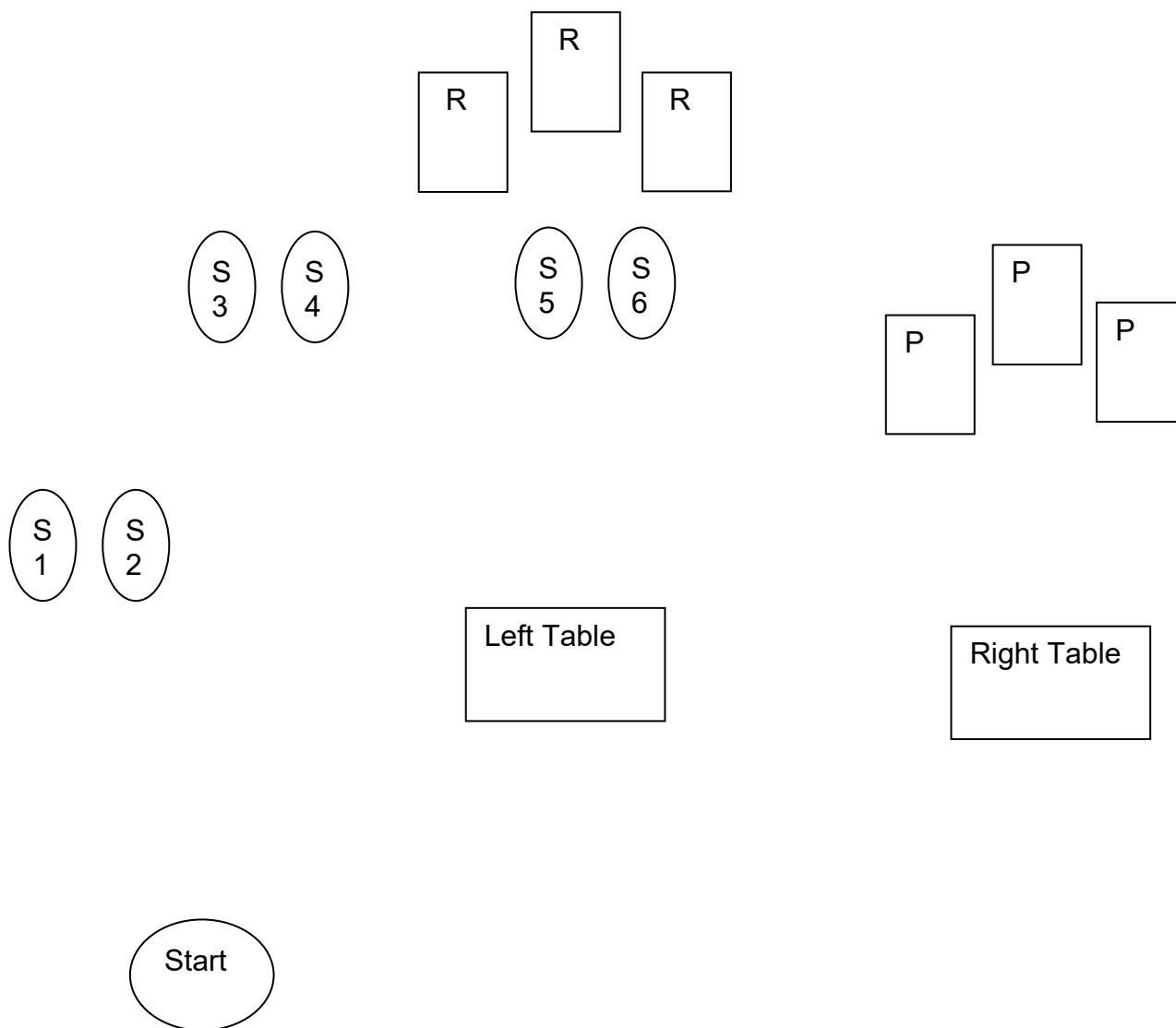


Staging: Pistols holstered, rifle loaded with **9** rounds and staged on the table, shotgun staged on the table.

Gun Order: Pistols, rifle, shotgun.

Scenario: Standing behind the table, hands on at least one pistol. When ready say "**Throw up your hands**". ATB, with pistols engage pistol targets in two 2-1-2 sweeps from either end. With rifle, engage the rifle targets with two sweeps in the same direction. With the 9th round engage the bonus target for a 5 second bonus. A miss on the bonus will not count, but it must be engaged or it's a procedural. With shotgun, knock down the shotgun targets in any order.

Stage Three
10 Rifle 10 Pistol 6+ Shotgun

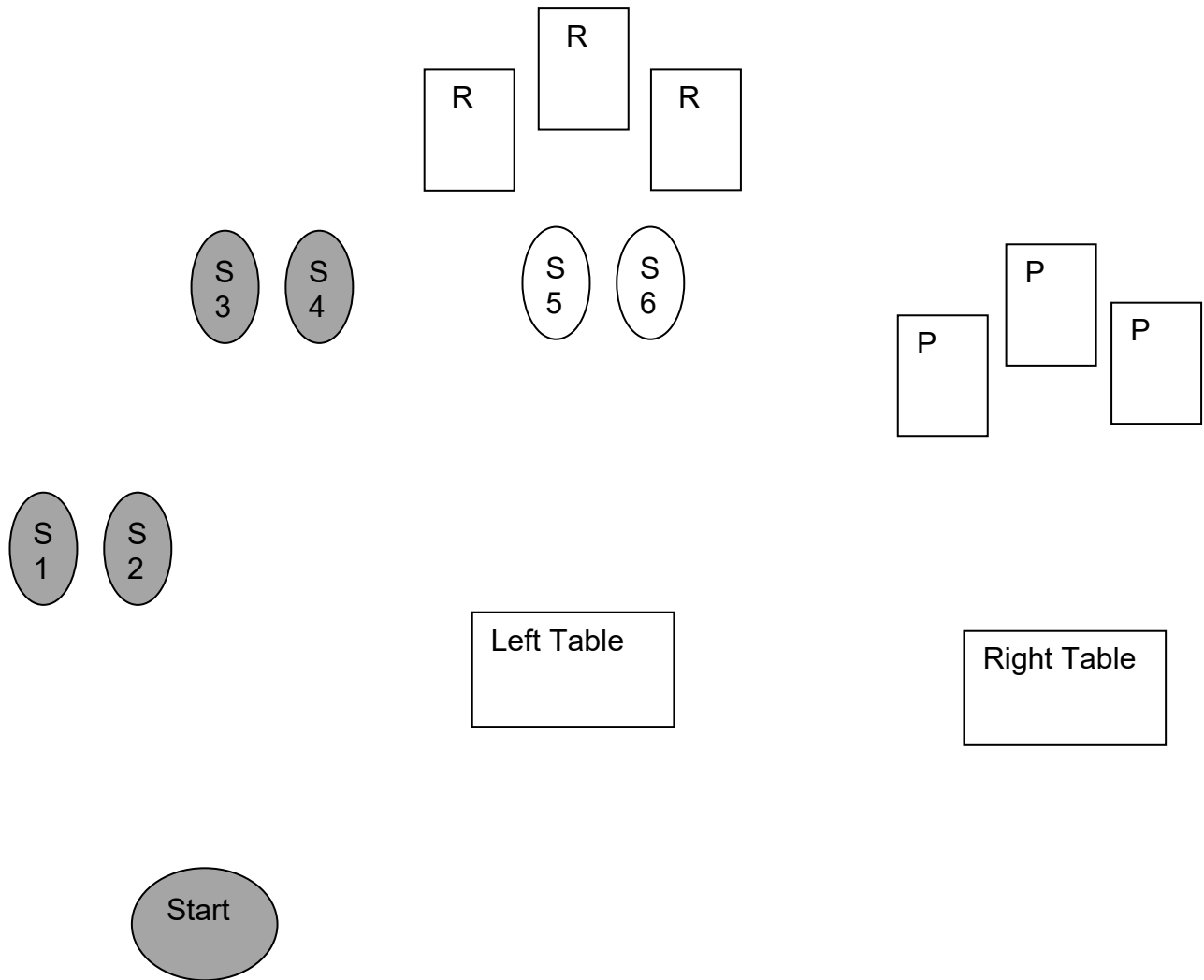


Staging: Pistols holstered, rifle staged on left table, shotgun in hands.

Gun Order: Shotgun, rifle, pistols.

Scenario: Standing with one foot touching start plate, shotgun in hands, when ready say, ***“Work that scattergun!”*** ATB knock down S1 & S2 in any order. Then knock down S3 & S4 anywhere between start plate and left table. From the left table knock down S5 & S6 in any order. Next with rifle triple tap sweep the rifle targets from either end, then place last round on the center target. Move to the right table and repeat rifle instructions with pistols.

Stage Four
10 Rifle 10 Pistol 2+ Shotgun



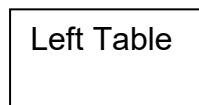
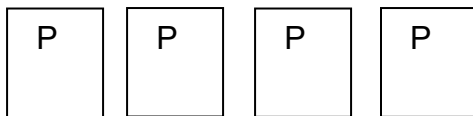
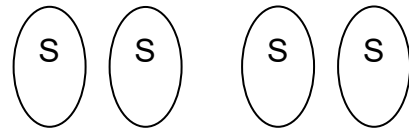
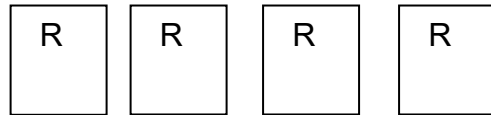
Staging: Pistols holstered, rifle in hand with barrel touching table, shotgun on left table.

Gun Order: Rifle, shotgun, pistols.

Scenario: Standing behind left table with rifle in hand and barrel touching table, when ready say, "**burn-em**" ATB engage the rifle targets in a Nevada sweep starting on the center target and double tapping the end targets, you will end on the center target. Knock down the 2 shotgun targets in any order. Move to the right table and repeat rifle instructions with pistols.

Note: Grey targets not in play.

Stage Five
10 Rifle 10 Pistol 4+ Shotgun

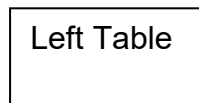
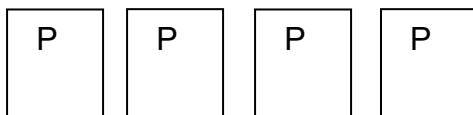
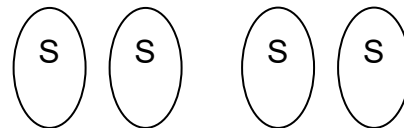
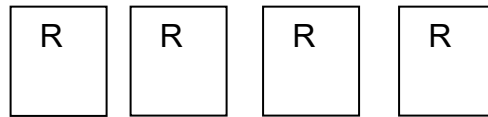


Staging: Pistols holstered, shotgun and rifle on right table.

Gun Order: Pistols, rifle, shotgun.

Scenario: Standing behind the left table with hands relaxed by side, when ready say **“Stampede!”** ATB, with pistols engage pistol targets in a Lawrence Welk sweep (1,2,3,4) from either end. Move to the right table and use same instructions for rifle as pistols. With shotgun knock down shotgun targets in any order.

Stage Six
8 Rifle 10 Pistol 4+ Shotgun



Staging: Pistols holstered, rifle loaded with **8** rounds staged on right table and shotgun staged on right table.

Gun Order: Rifle, shotgun, pistols.

Scenario: Start behind the right table with hands at low surrender. When ready say, "**Quicksand!**" ATB engage rifle targets in a double tap sweep from either end. With shotgun knock down shotgun targets in any order. Move to the left table and with pistols place at least 2 rounds on each target.

Savannah River Rangers 05-17-20