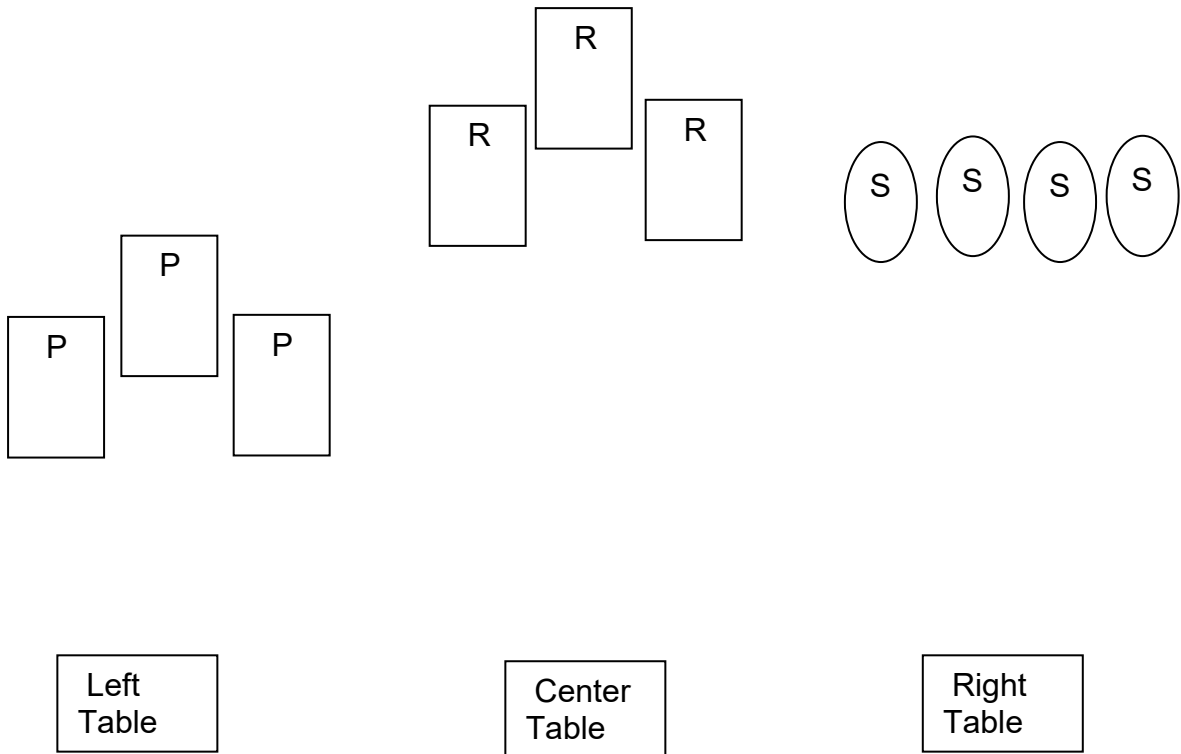


Stage One
10 Rifle 10 Pistol 4+ Shotgun

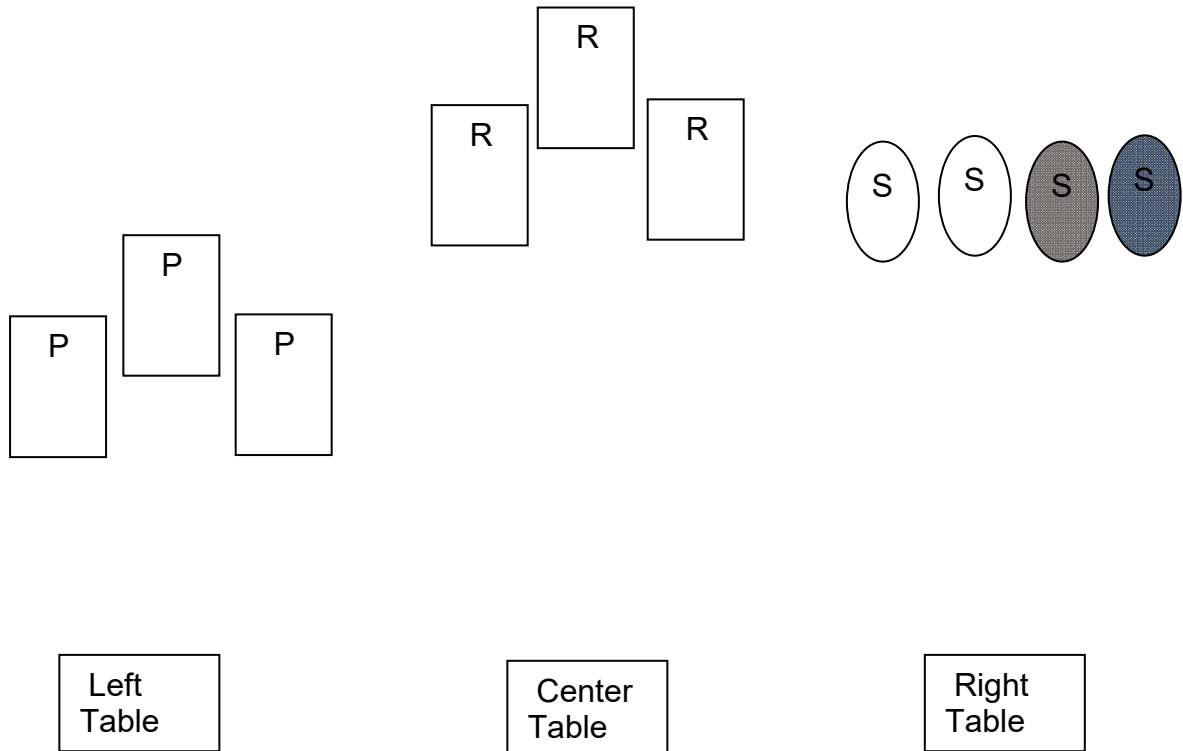


Staging: Pistols holstered, rifle on center table, shotgun on right table.

Gun Order: Rifle not last

Scenario: Standing behind table of choice, hand or hands on gun, long guns must remain flat on the table, when ready say ***“Ah, your brother blows bubble gum!”*** ATB with shotgun knock down SG targets, in any order. With rifle do a Lawrence Welk sweep on 3 targets, beginning on either end, last 4 on center target. With pistols same instruction as rifle.

Stage Two
10 Rifle 10 Pistol 2+ Shotgun

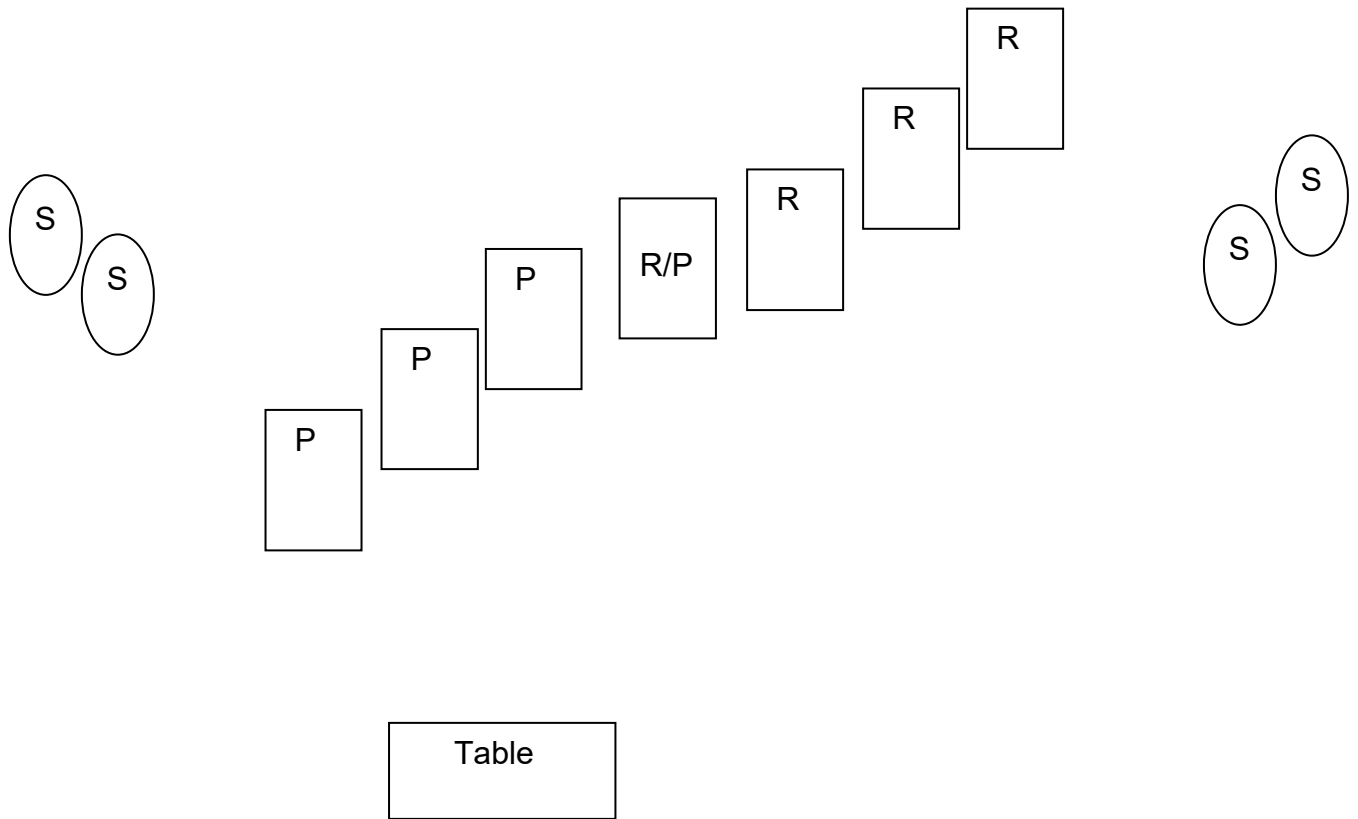


Staging: Pistols holstered, rifle on center table, shotgun on right table.

Gun Order: Pistols, rifle, shotgun. (lay down right two shotgun targets)

Scenario: Standing behind left table, holding carrot in one hand and other hand on pistol, when ready say ***“Carrots are devine...”*** ATB with pistols place 4 rounds on middle target, then 1 round on an outside target, then 4 rounds on middle target then 1 round on the other outside target. Move to the center table and engage rifle targets per the pistol instructions. Move to the right table and with shotgun knock down SG targets, in any order.

Stage Three
10 Rifle 10 Pistol 4+ Shotgun



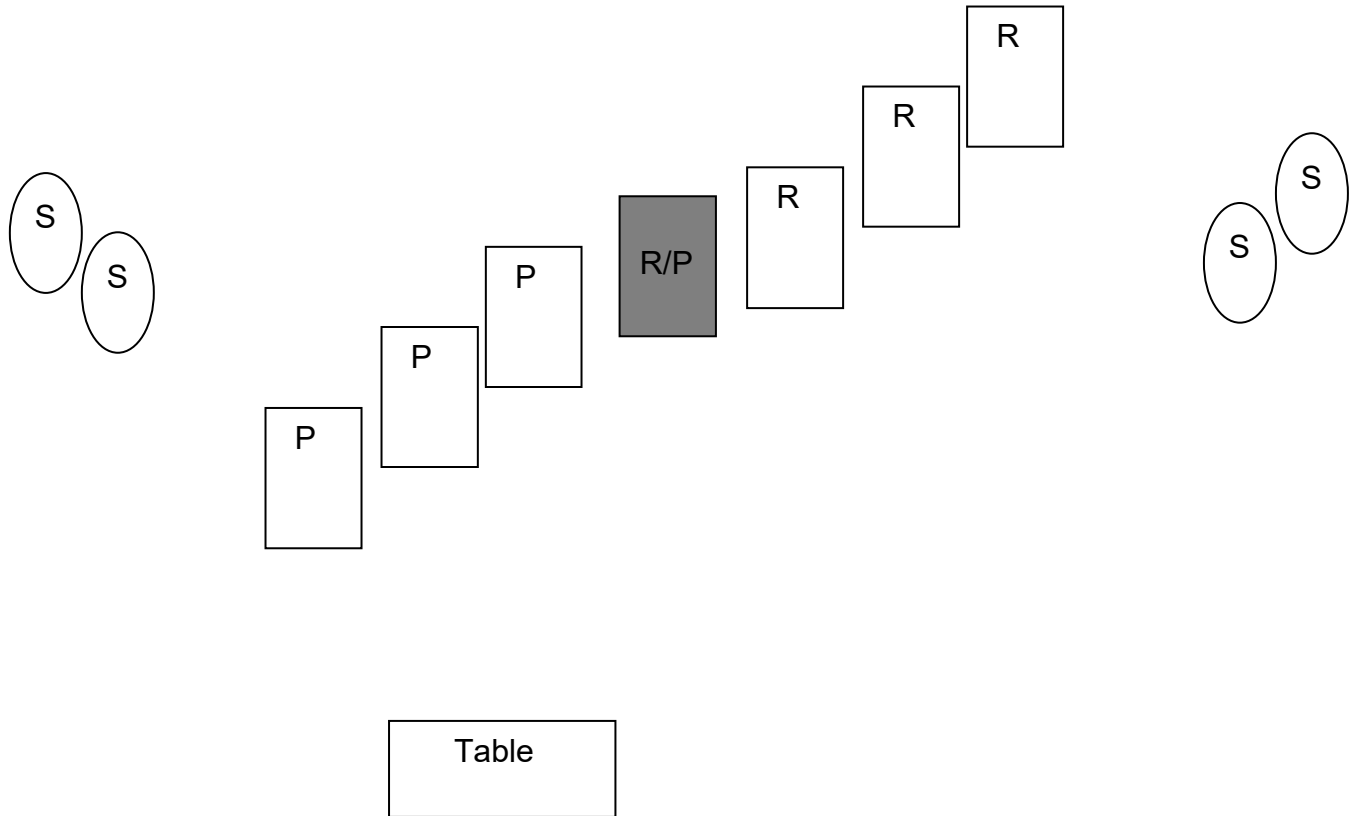
Staging: Pistols holstered, shotgun and rifle on the table.

Gun Order: Rifle not last.

Scenario: Start behind the table, hands on hat, when ready say ***"I knew I shoulda taken that left turn at Albuquerque!"*** ATB with shotgun knock down shotgun targets in any order, with rifle place 3 rounds on each rifle target and the 10th round on the R/P target. With pistols place 3 rounds on each pistol target and 10th round on the R/P target

Savannah River Rangers 06-19-22

Stage Four
10 Rifle 10 Pistol 4+ Shotgun




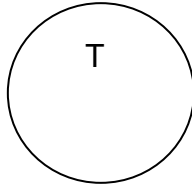
Staging: Pistols holstered, rifle and shotgun on the table.

Gun Order: Rifle not last.

Note: Grey target not in play, please take down.

Scenario: Start standing behind the table with hands touching table but not guns, when ready say ***“What an ultramaroon!”*** ATB with the pistols, starting on either end sweep the three targets in a 1-3-1 sweep and repeat instructions, with rifle same instruction as pistols, yes you may double tap the end target and sweep back. With shotgun knock down shotgun targets in any order.

Stage Five
10 Rifle 10 Pistol 4 Shotgun




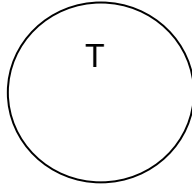
Staging: Pistols, rifle and shotgun staged on the table

Gun Order: Rifle not last.

Note: Misses do not count, but must fire 24 rounds, unfired rounds are misses.

Scenario: Standing behind table with gun of choice in hands. When ready say, "***Eh, what's up, doc?***" ATB with pistols, place 10 rounds on the target. With rifle place 10 rounds on the target. With shotgun place 4 rounds on the target.

Stage Six
10 Rifle 10 Pistol 4 Shotgun



Staging: Pistols, rifle and shotgun staged on the table

Gun Order: Rifle not last.

Note: Misses do not count, but must fire 24 rounds, unfired rounds are misses.

Scenario: Standing behind table with gun of choice in hands. When ready say, ***“Of course you realize this means war!”*** ATB with pistols, place 10 rounds on the target. With rifle place 10 rounds on the target. With shotgun place 4 rounds on the target.

Special Note: There will be a 5 second bonus if You beat your time from stage 5.