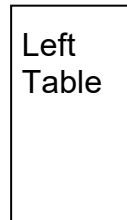
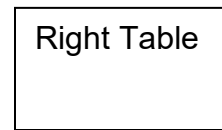
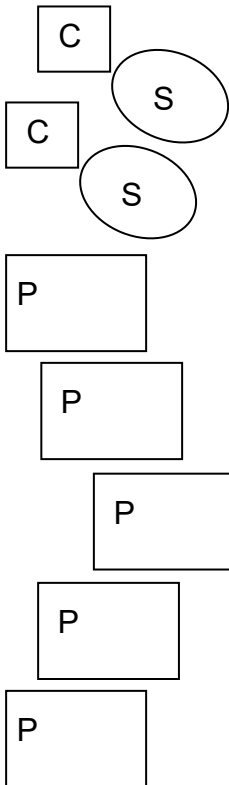
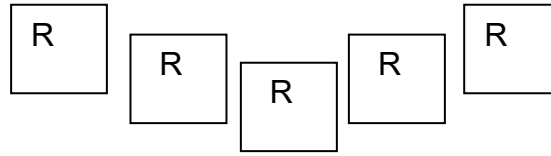


**Stage One**  
**10 Rifle 10 Pistol 4+ Shotgun**

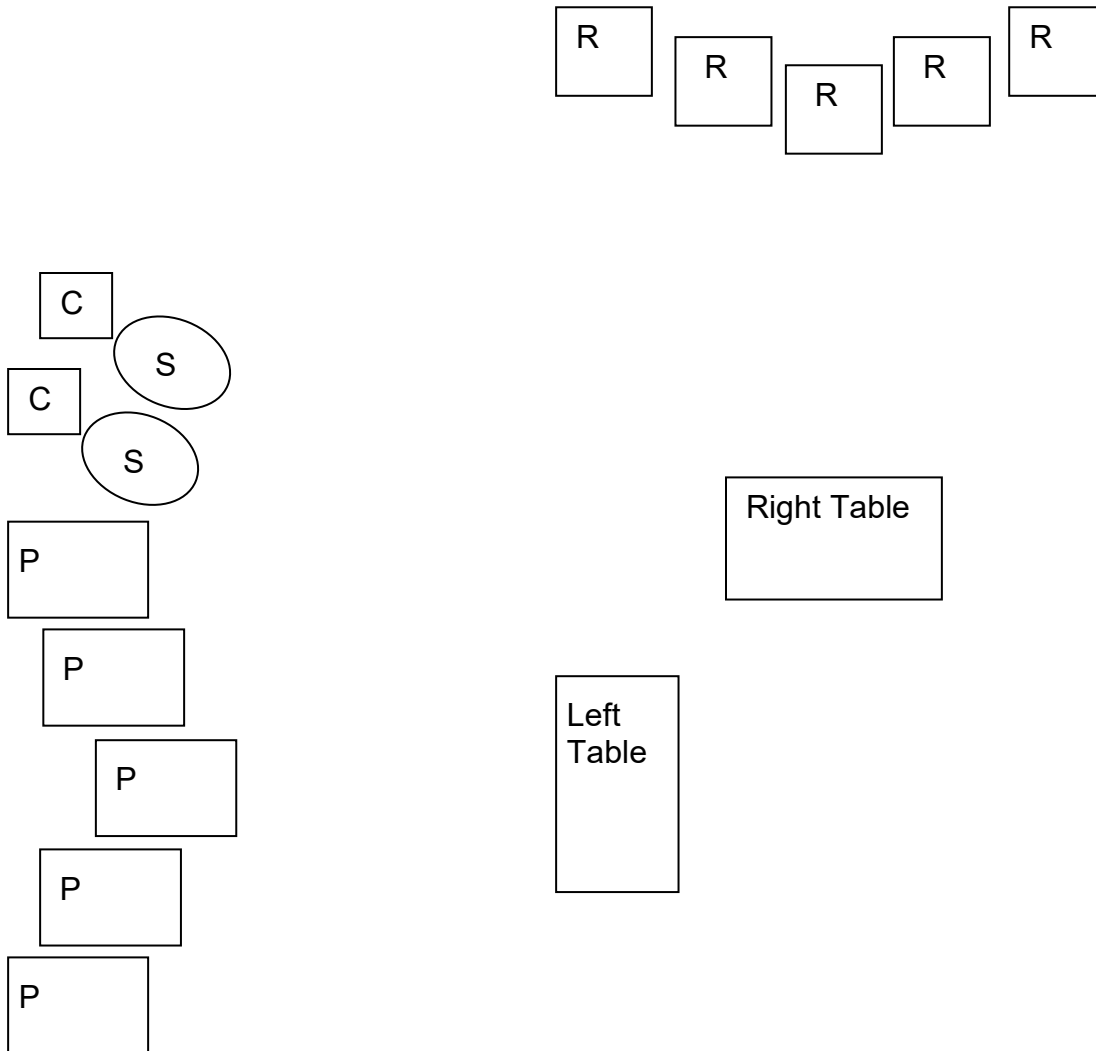


**Staging:** Pistols holstered, shotgun on left table, rifle in hands.

**Gun Order:** Rifle, shotgun, pistols.

**Scenario:** Standing behind right table, rifle in hands, when ready say, ***“Fast is fine, but accuracy is everything.”*** ATB with rifle place 2 rounds on each target in any order. Move to the left table, with shotgun engage SG targets and the 2 Clays in the air, if broken in the air it will be a 5 second bonus for each clay, if missed, it will not count as a miss. With pistols place 2 rounds on each pistol target in any order.

**Stage Two**  
**10 Rifle 10 Pistol 2+ Shotgun**



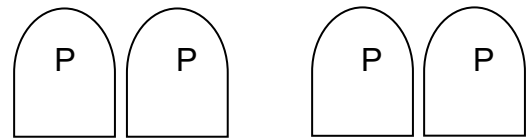
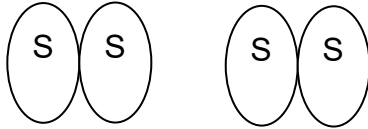
**Staging:** Pistols holstered, shotgun on left table, rifle on right table.

**Gun Order:** Rifle, pistols, shotgun

**Scenario:** Standing behind right table, hands cupped in front of mouth, when ready say, ***“You dirty cow thief!”*** ATB with rifle shoot two 3-1-1 sweeps starting on the center target (must engage all targets). Move to the left table, with pistols repeat rifle instructions. With shotgun engage the two shotgun targets until down.

**Stage Three**

**10 Rifle 10 Pistol 4+ Shotgun**



Left Table

Right Table

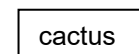
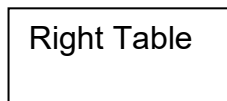
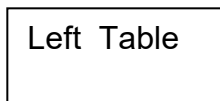
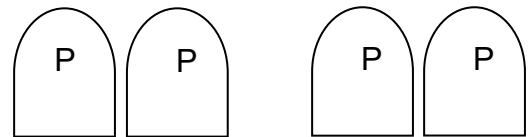
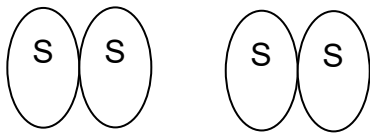

cactus

**Staging:** Pistols holstered. Shotgun staged on left table, rifle staged on right table.

**Gun Order:** Pistols, rifle, shotgun or shotgun, rifle, pistols.

**Scenario:** Starting at right side of cactus **OR** behind left table, hands relaxed by side, when ready say **“Never run a bluff with a six-gun”** ATB if starting on right side of cactus, with pistol, alternate right pistol targets for 5 rounds, move to left side of cactus, alternate left pistol targets for 5 rounds. From right table, with rifle alternate left or right rifle targets for 5 rounds then alternate on remaining rifle targets for 5 rounds. From left table engage shotgun targets in any order until down.

**Stage Four**  
**10 Rifle 10 Pistol 4+ Shotgun**

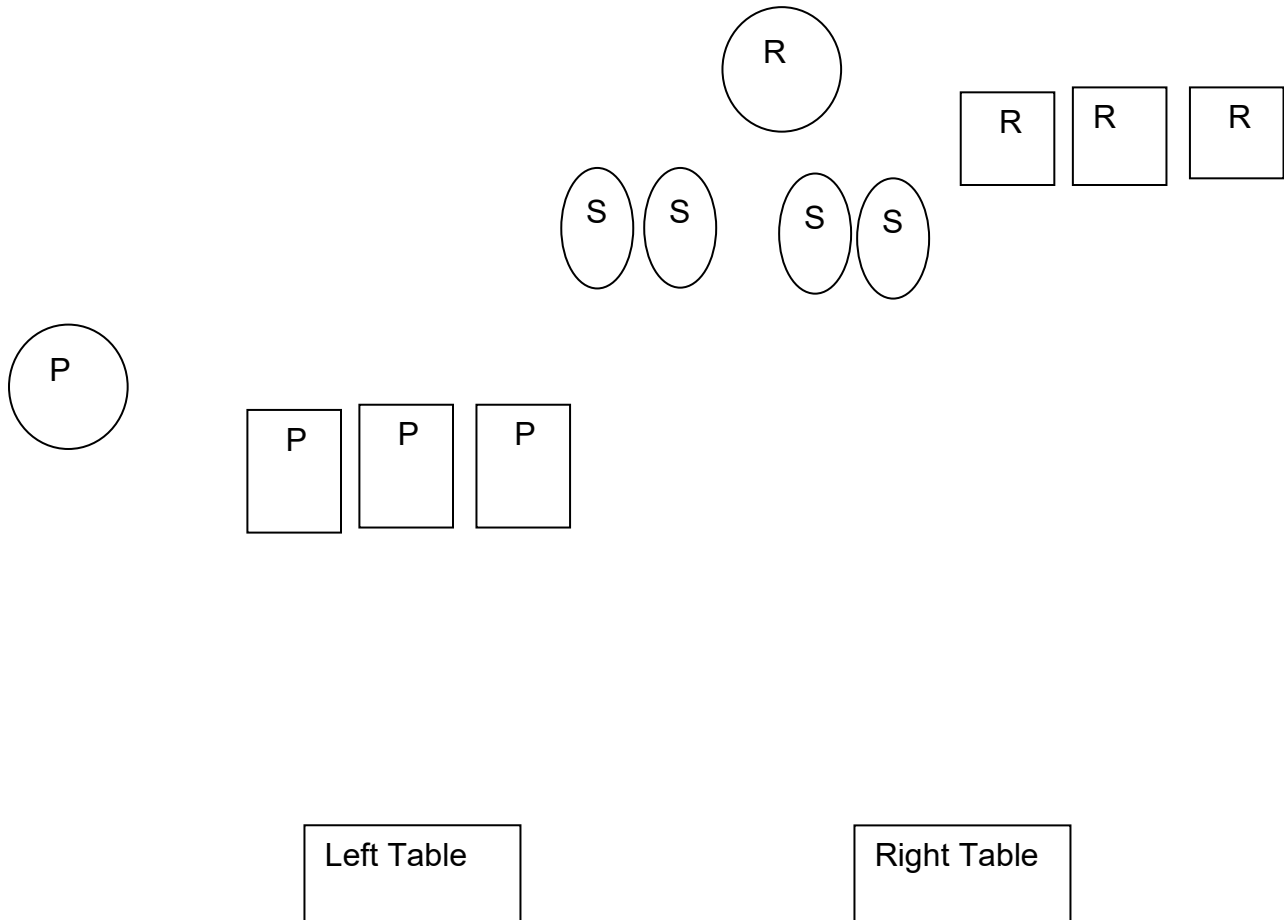


**Staging:** Pistols holstered. Shotgun staged on left table, rifle staged on right table.

**Gun Order:** Pistols, rifle, shotgun or shotgun, rifle, pistols.

**Scenario:** Starting at right side of cactus **OR** behind left table, hands at low surrender, when ready say **“Don’t shoot me!”** ATB if starting on right side of cactus, with pistol(s), place 3 rounds on a target and 2 rounds on the other target, move to left side of cactus, repeat instructions. From right table, with rifle place 3 rounds each on two of the targets and 2 rounds each on the other two targets. From left table engage shotgun targets in any order until down.

**Stage Five**  
**10 Rifle 10 Pistol 4+ Shotgun**

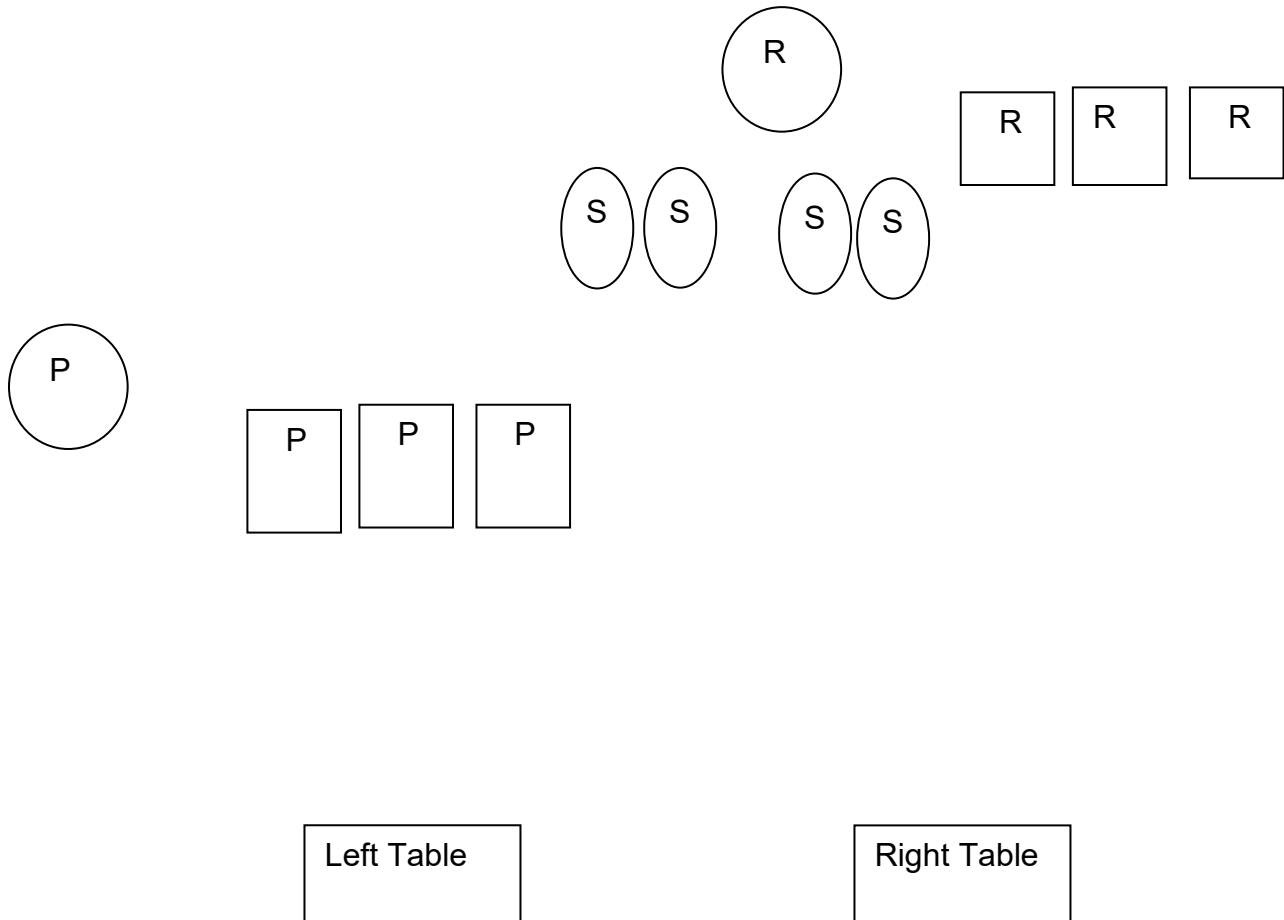


**Staging:** Pistols holstered, shotgun and rifle staged on the right table.

**Gun Order:** Rifle not last.

**Scenario:** Standing behind the table of choice with hand or hands on gun, long guns must remain flat on the table. When ready say ***“Can’t you hurry this up a bit?”*** ATB if starting at right table, with rifle, engage the three rectangular rifle targets in a 9 shot Nevada sweep then place the 10<sup>th</sup> round on the circle. With shotgun, knock down the shotgun targets, any order. From the left table, with pistols same instruction as rifle.

**Stage Six**  
**10 Rifle 10 Pistol 4+ Shotgun**



**Staging:** Pistols holstered, shotgun and rifle staged on the right table.

**Gun Order:** Pistols, rifle, shotgun.

**Scenario:** Standing behind the left table with bubble bottle in one hand and wand in the other (off the table). When ready say **“Where are the bubbles?”** ATB with pistols engage the four targets in a Lawrence Welk sweep beginning on either end. Move to right table and with rifle repeat pistol instructions. With shotgun, knock down the shotgun targets, any order.