

**Briques & Cie**  
entrepreneur en maçonnerie

514-582-5218

# SURROUNDINGS

2023 SOURCE BOOK | VOL. 2



CULTURED  
STONE



Co  
**CULTURED**  
 STONE™  
 AWAKEN YOUR SURROUNDINGS™

No surroundings should go unshaped by **imagination** or untouched by **emotion**. Exceptional spaces not only satisfy our needs, they respond to our deepest desires. To this end, Cultured Stone® encourages all to dream, explore and ask: What **inspires** this vision? What **feeling** is called for? Which textures, shapes and hues are authentic to this creative concept? The answers will come with **discernment** — surely among them, the industry's finest architectural stone veneer, unsurpassed for aesthetics, quality and care. With its extraordinary possibilities and planet-sensitive production, Cultured Stone both elevates and cherishes our **surroundings**.

**REALIZED** ♦

Sorento Custom Homes  
(ig: @sorentocustomhomes)  
selected **COUNTRY LEDGESTONE**  
in **WHEATON™** Photo courtesy  
of CSI-All Things Stone  
(ig: @csi\_allthingsstone).



# CONTENTS

<b>COLLECTIONS</b> .....	12	<b>LEDGE</b> .....	41
ASHLAR .....	13	Country Ledgestone .....	43
Cobblefield® .....	15	Del Mare Ledgestone® .....	47
Coral Stone .....	17	Drystack Ledgestone Panel .....	47
European Castle Stone .....	19	Hewn Stone™ .....	49
Limestone .....	21	Pro-Fit® Alpine Ledgestone .....	51
Sculpted Ashlar .....	22	Pro-Fit® Ledgestone .....	55
<b>BRICK</b> .....	23	Pro-Fit® Modera™ Ledgestone .....	57
Tenley Brick™ .....	25	Pro-Fit® Terrain™ Ledgestone .....	61
Cultured Brick® Veneer .....	27	Southern Ledgestone .....	63
<b>IRREGULAR</b> .....	29	<b>TRIM &amp; ACCESSORIES</b> .....	65
Ancient Villa Ledgestone™ .....	31	Architectural Stone Trim .....	67
Dressed Fieldstone .....	33	Capstones & Hearthstones .....	68
Old Country Fieldstone .....	35	<b>RESOURCES</b> .....	69
River Rock .....	36	Coordinating Color Guide .....	71
Stream Stone .....	36	Stone Veneer Dimensions .....	74
<b>LARGE FORMAT</b> .....	37	Warranty/Installation/Maintenance/Technical Data .....	75
Cast-Fit® .....	39	Protecting Our Surroundings .....	77
Textured Cast-Fit® .....	40	From Coast to Coast (and everywhere in between) .....	78
		We Put Our Masters' Stamp on Every Stone .....	79
		Share How You Put Our Stamp on Your Surroundings .....	80



SCULPTED ASHLAR / Silver Shore®  
Opposite page PRO-FIT® TERRAIN™ LEDGESTONE / Ethos

# INSPIRATION

Inspiration can, of course, arise any time, any place. Literally meaning “to take breath in,” it’s the life source of creativity. Cultured Stone seeks not only to give form to your inspirations, whatever their distinct or mysterious source, but also to inspire you afresh with our artisans’ handiwork.



# IMAGINATION

Imagination is the wellspring of everything original, leading from the realm of the ordinary to the extraordinary. Cultured Stone invites you to imagine unusual uses and unanticipated places where our own imaginative, often-unexpected combinations can surprise and delight.




SCULPTED ASHLAR / Silver Shore®  
Opposite page PRO-FIT® TERRAIN™ LEDGESTONE / Trek

BLEND OF DRESSED FIELDSTONE / Aspen AND COUNTRY LEDGESTONE / Aspen  
Opposite page DRESSED FIELDSTONE / Chardonnay



# FEELING

Feeling rules, and every visual impression and tactile sensation has its counterpart in our emotions. What notes do we want to play on the keyboard of innate responses? As we create surroundings, let's ask what feelings we intend to evoke. Then, let's achieve that end with virtuosity.



# DISCERNMENT

Discernment is all-important for transforming concepts into desired outcomes. And nothing is left to chance when your decision is Cultured Stone. More than 60 years ago, we founded the architectural stone veneer industry. Today, we are proud of remaining the undisputed leader while meeting impressive environmental standards.





# COLLECTIONS

Explore our curated series of profiles and textures assembled into cohesive visual collections. Transcending styles, they provide inspiration for any application.

## ◆ REALIZED

*Image at left:* Barrington Homes selected **COUNTRY LEDGESTONE** in **ECHO RIDGE®** on an estate in Wexford, PA. Photo courtesy of Barrington Homes (ig: @barrington\_homes).

*Image at right:* **HEWN STONE™**/Talus. Photo courtesy of Hearth and Home Distributors of Utah (ig: @hearthandhomestone).





# ASHLAR



REALIZED ♦

Murray Franklyn Homes  
using COBBLEFIELD® in  
ECHO RIDGE®. Photo courtesy  
of Murray Franklyn Homes  
(ig: @murrayfranklynhomes).



ASHLAR  
COBBLEFIELD®

Cobblefield is designed to emulate the architecture of rural 19th-century America. Its rugged refinement makes it equally at home in residential or commercial settings.

HEIGHT	LENGTH	THICKNESS	CORNER RETURNS
2" - 8"	4" - 20"	1" - 2 5/8"	3" - 12"



**CHARDONNAY COBBLEFIELD**  
1/2" mortar joints




**SAN FRANCISCO COBBLEFIELD**  
1/2" mortar joints



**ECHO RIDGE® COBBLEFIELD**  
1/2" mortar joints



**TEXAS CREAM COBBLEFIELD**  
1/2" mortar joints



**GRAY COBBLEFIELD**  
1/2" mortar joints

ASHLAR

# CORAL STONE

Coral Stone is designed with minimalist fossil patterns and underscores contemporary design beautifully. It works as a refreshing ashlar or repeating pattern in residential or commercial settings.

HEIGHT	LENGTH	THICKNESS	CORNER RETURNS
4" - 12"	4" - 16"	1" - 1 1/4"	2 1/2" - 8 1/2"



**FOSSIL REEF CORAL STONE**  
1/2" mortar joints



CORAL STONE / Fossil Reef

ASHLAR

# EUROPEAN CASTLE STONE

European Castle Stone embodies the stateliness and class of old-world stone work. Patented interlocking mortar grooves create a groutless appearance for elegant interiors and exteriors.

HEIGHT	LENGTH	THICKNESS	CORNER RETURNS
2" - 12"	4" - 16"	1 3/8" - 1 5/8"	4" - 12"



**BUCKS COUNTY EUROPEAN CASTLE STONE**

Tight-fitted mortar joints



**CHARDONNAY EUROPEAN CASTLE STONE**

Tight-fitted mortar joints

EUROPEAN CASTLE STONE / Bucks County



ASHLAR  
LIMESTONE

Molded from limestone quarried in the upper Midwest, Limestone's hand-split surface speaks to robust durability and lasting appeal.


HEIGHT	LENGTH	THICKNESS	CORNER RETURNS
1 ¼" - 6"	4" - 16 ¾"	1 ½" - 2 ¾"	4" - 11"

REALIZED ♦


This Southern Living Idea House project uses **LIMESTONE** in **GOLDEN BUCKEYE** for an outdoor oasis in Greater Louisville, KY. Photo courtesy of Southern Living and Laurey Glenn (ig: @southernlivingmag).



**BUCKS COUNTY LIMESTONE**  
1/2" mortar joints



**CHARDONNAY LIMESTONE**  
1/2" mortar joints



**GOLDEN BUCKEYE LIMESTONE**  
1/2" mortar joints


ASHLAR  
SCULPTED  
ASHLAR

Sculpted Ashlar is the modern touch on classic charm. Mixed stone sizes bring natural warmth to interiors and exteriors, while precise lines keep it an appropriate choice for sleeker spaces.

HEIGHT	LENGTH	THICKNESS	CORNER RETURNS
2 ¼" - 7 ¾"	5 ½" - 20 ½"	1" - 2"	4", 7", 10"



**FERROUS SCULPTED ASHLAR**  
1/2" mortar joints



**GROUSE® SCULPTED ASHLAR**  
1/2" mortar joints



**ECHO RIDGE® SCULPTED ASHLAR**  
1/2" mortar joints



**SILVER SHORE® SCULPTED ASHLAR**  
1/2" mortar joints



SCULPTED ASHLAR / Silver Shore®

# BRICK





BRICK  
TENLEY  
BRICK™

Explore unique bond and patterning options with this clean-cut linear brick. Slender lengths and natural textural details with defined edges draw attention to the horizontal and vertical layout of each wall.

HEIGHT	LENGTH	THICKNESS	CORNER RETURNS
2.5"	10.5"	1"	5.25", 10.5"



**KULLEN™**  
1/2" mortar joints



**LOFTEN™**  
1/2" mortar joints



**NORI™**  
1/2" mortar joints



**WILDON™**  
1/2" mortar joints

BRICK  
CULTURED  
BRICK®  
VENEER

**USED BRICK**

Used Brick embodies the classic charm of New England brickwork. Add industrial energy or charming warmth to a multitude of projects.

HEIGHT	LENGTH	THICKNESS	CORNER RETURNS
2 3/8" - 2 5/8"	7 5/8" - 8 1/8"	3/4"	4", 8"

**HANDMADE BRICK**

The look is inspired by the warmth of old brick structures from the American East Coast. Depending on your color and design choices, this brick can be warm and charming or industrial and modern.


HEIGHT	LENGTH	THICKNESS	CORNER RETURNS
2 3/4"	8 3/16"	3/4"	3 5/8", 8 1/4"




**ANTIQUE RED USED BRICK**  
1/2" mortar joints



**HIGH DESERT USED BRICK**  
1/2" mortar joints




**CANVAS™ HANDMADE BRICK**  
1/2" mortar joints



**MOROCCAN SAND HANDMADE BRICK**  
1/2" mortar joints



**CARBON HANDMADE BRICK**  
1/2" mortar joints



**TITANIUM™ HANDMADE BRICK**  
1/2" mortar joints

**HANDMADE BRICK / Moroccan Sand**  
Photo Courtesy of CSI-All Things Stone  
(ig: @csi\_allthingsstone).





# IRREGULAR



ANCIENT VILLA LEDGESTONE™ / Sevilla™  
Photo Courtesy of Chuck Carver, Photographer LLC.



IRREGULAR  
ANCIENT VILLA  
LEDGESTONE™

A blend of regular and irregular shapes, Ancient Villa Ledgestone is the epitome of rustic charm. Add Mediterranean allure to interiors and outdoor structures with large, patchwork stone design.

HEIGHT	LENGTH	THICKNESS	CORNER RETURNS
2" - 12"	5" - 16"	1 ¼" - 1 ¾"	4" - 12"



PALISADES ANCIENT VILLA LEDGESTONE  
1/2" mortar joints



SEVILLA™ ANCIENT VILLA LEDGESTONE  
1/2" mortar joints

IRREGULAR  
DRESSED  
FIELDSTONE

The rugged look of Dressed Fieldstone complements any natural environment. Its rich texture and range of color enhance a multitude of architectural designs.

HEIGHT	LENGTH	THICKNESS	CORNER RETURNS
2 1/2" - 14"	4" - 22"	1 1/4" - 2 3/8"	4" - 12"

REALIZED ♦

RDstudio, inc. selected **DRESSED FIELDSTONE** in **ECHO RIDGE®** in Atlanta, GA restaurant. Photo courtesy of RDstudio, inc. (ig: rdstudioinc).



DRESSED FIELDSTONE / Aspen



ASPEN DRESSED FIELDSTONE  
1/2" mortar joints




BUCKS COUNTY DRESSED FIELDSTONE  
1/2" mortar joints



CHARDONNAY DRESSED FIELDSTONE  
1/2" mortar joints



ECHO RIDGE® DRESSED FIELDSTONE  
1/2" mortar joints



SEVILLA™ DRESSED FIELDSTONE  
1/2" mortar joints

IRREGULAR  
**OLD COUNTRY FIELDSTONE**

Old Country Fieldstone brings country charm to the 21st century. Highly versatile, it's a great choice for looks ranging from over-grouted rural Tuscan to tight-fitted formal finishes.

HEIGHT	LENGTH	THICKNESS	CORNER RETURNS
1 ½" - 10"	4" - 16 ½"	1" - 2 ¾"	4" - 12"



**CHARDONNAY OLD COUNTRY FIELDSTONE**  
 1/2" mortar joints




**ECHO RIDGE® OLD COUNTRY FIELDSTONE**  
 1/2" mortar joints


IRREGULAR  
**RIVER ROCK**

River Rock has the ancient appeal of stones shaped by the tumbling waters of northern riverbeds. Comfortable and timeless, its organic flow lends itself to naturally inspired projects.

HEIGHT	LENGTH	THICKNESS	CORNER RETURNS
2" - 14"	2" - 14"	1" - 2 ¾"	3" - 12"



**EARTH BLEND RIVER ROCK**  
 1/2" mortar joints



**LAKESHORE RIVER ROCK**  
 1/2" mortar joints



**LAKE TAHOE RIVER ROCK**  
 1/2" mortar joints


IRREGULAR  
**STREAM STONE**

Stream Stone's rounded, organic rocks in mixed sizes bring a riverbed effect seamlessly to exteriors and accent walls. Make a big impact with this natural look.

HEIGHT	LENGTH	THICKNESS	CORNER RETURNS
2" - 12"	2" - 12"	1 ½" - 3 ½"	4" - 9 ¼"



**SPRING STREAM STONE**  
 1/2" mortar joints



**SUMMER STREAM STONE**  
 Tight-fitted mortar joints

# LARGE FORMAT



REALIZED ♦  
This Old House 2021  
Idea House featuring  
CAST FIT® in CARBON.  
Photo courtesy of  
Amy Matthews.

LARGE FORMAT  
CAST-FIT®

Cast-Fit brings understated European luxe to modern design. Muted colors make this a sophisticated choice for commercial and residential projects.

SIZE	HEIGHT	LENGTH	THICKNESS	CORNER RETURNS
8" x 16"	7 5/8"	15 5/8"	1 1/2"	3 5/8", 9 1/8"
12" x 24"	11 5/8"	23 5/8"	1 1/2"	3 5/8", 11 5/8"


CAST FIT / Parchment™



LARGE FORMAT  
TEXTURED  
CAST-FIT®

Textured Cast-Fit is a large-format profile full of visual and tactile appeal. It combines soft undertones with a subtle weathered touch.


SIZE	HEIGHT	LENGTH	THICKNESS	CORNER RETURNS
12" x 24"	11 5/8"	23 5/8"	1 1/2"	3 5/8", 11 5/8"




STANHOPE™ TEXTURED CAST-FIT



CARBON CAST-FIT  
1/2" mortar joints



FRENCH GRAY™ CAST-FIT  
1/2" mortar joints



PARCHMENT CAST-FIT  
1/2" mortar joints

# LEDGE



REALIZED ♦

Signature Homes  
(ig: @homessig) selected  
**PRO-FIT™ TERRAIN™**  
**LEDGESTONE in ARCTIC**  
in Western Canada.  
Photo courtesy of Janina  
Nicole Photography

LEDGE  
COUNTRY  
LEDGESTONE

Country Ledgestone is easy to install and offers an extensive color palette that helps differentiate one ledgestone from another.

HEIGHT	LENGTH	THICKNESS	CORNER RETURNS
1 1/2" - 6 1/2"	4 1/4" - 22"	1 1/8" - 2 3/8"	4" - 12"



**ASHFALL COUNTRY LEDGESTONE**  
Tight-fitted mortar joints



**BUCKS COUNTY COUNTRY LEDGESTONE**  
Tight-fitted mortar joints



**ASPEN COUNTRY LEDGESTONE**  
Tight-fitted mortar joints



**CARAMEL COUNTRY LEDGESTONE**  
1/2" mortar joints



**BLACK RUNDLE COUNTRY LEDGESTONE**  
Tight-fitted mortar joints




**CHARDONNAY COUNTRY LEDGESTONE**  
Tight-fitted mortar joints



COUNTRY LEDGESTONE / Echo Ridge®



**ECHO RIDGE® COUNTRY LEDGESTONE**  
Tight-fitted mortar joints



**GRAND MESA COUNTRY LEDGESTONE**  
1/2" mortar joints





**GUNNISON™ COUNTRY LEDGESTONE**  
1/2" mortar joints



**SEVILLA™ COUNTRY LEDGESTONE**  
Tight-fitted mortar joints



**WHEATON™ COUNTRY LEDGESTONE**  
1/2" mortar joints



**HUDSON BAY® COUNTRY LEDGESTONE**  
Tight-fitted mortar joints



**SKYLINE COUNTRY LEDGESTONE**  
Tight-fitted mortar joints



**WHITE OAK COUNTRY LEDGESTONE**  
1/2" mortar joints



**MOJAVE COUNTRY LEDGESTONE**  
Tight-fitted mortar joints



**UMBER CREEK COUNTRY LEDGESTONE**  
1/2" mortar joints



**WOLF CREEK® COUNTRY LEDGESTONE**  
Tight-fitted mortar joints

LEDGE

# DEL MARE LEDGESTONE®

Timeless Del Mare Ledgestone is inspired by architecture found in the Mediterranean and along the coasts of the Pacific Islands. Use its varying textures to add interest to any project.

HEIGHT	LENGTH	THICKNESS	CORNER RETURNS
1" - 9 1/4"	4 1/2" - 16"	3/4" - 1 3/4"	4" - 12"



**BLACK ISLE™ DEL MARE LEDGESTONE**  
Tight-fitted mortar joints



**BURNT OCHRE DEL MARE LEDGESTONE**  
1/2" mortar joints



**PALERMO DEL MARE LEDGESTONE**  
1/2" mortar joints

LEDGE

# DRYSTACK LEDGESTONE PANEL

The texture and variation of Drystack Ledgestone Panel capture both light and shadow, and its rustic color palette blends well with contemporary roofing and wall finishes. A panelized system features multiple stones that come in carefully selected, preshaped incremental sizes to accommodate tight-fitted installation.

HEIGHT	LENGTH	THICKNESS	CORNER RETURNS
6"	20", 24"	1" - 2 1/2"	4 1/4", 8 1/4", 12 1/4"



**HIGH PLAINS™ DRYSTACK LEDGESTONE PANEL**



**MELROSE™ DRYSTACK LEDGESTONE PANEL**



**RUBICON™ DRYSTACK LEDGESTONE PANEL**




LEDGE  
HEWN  
STONE™

Hewn Stone brings the chic solemnity of castle-work to modern architecture with rough textures and smooth colors. Inspirational patterns and five unique sizes offer ultimate customization in design.

PLEASE NOTE:  
EACH SIZE IS SOLD SEPARATELY. MULTIPLE SIZES ARE SHOWN.

SIZE	HEIGHT	LENGTH	THICKNESS	CORNER RETURNS
308	3"	8"	1 ½"	3", 7"
314	3"	14"	1 ½"	3", 7"
514	5"	14"	1 ½"	3", 10"
522	5"	22"	1 ½"	3", 10"
822	8"	22"	1 ½"	3", 10"



**FOUNDATION HEWN STONE**  
Tight-fitted mortar joints



**SPAN HEWN STONE**  
Tight-fitted mortar joints



**ARCTIC HEWN STONE**  
Tight-fitted mortar joints



**TALUS HEWN STONE**  
Tight-fitted mortar joints



◆ **REALIZED**  
Both images: Unique Home Concepts (ig: @unique\_home\_concepts) selected **HEWN STONE™** in **SPAN** for the Grand Prairie Dream Home Lottery project in Alberta, Canada. Photo courtesy of CSI-All Things Stone (ig: @csi\_allthingsstone).

LEDGE  
**PRO-FIT®**  
 ALPINE  
 LEDGESTONE

Pro-Fit Alpine Ledgestone is a sleek and impactful answer for a modern outdoor look that works indoors as well. Reminiscent of Northern ski lodges, it is easy to install and precisely textured.

HEIGHT	LENGTH	THICKNESS	CORNER RETURNS
4"	8", 12", 20"	¾" – 2 ¼"	4", 8", 12"

**REALIZED** ◆

Ryan Young Interiors (ig: @ryidesign) selected **PRO-FIT® ALPINE LEDGESTONE** in **WINTERHAVEN™** for the Regency Creekside Meadows Clubhouse in Bath, PA. Photo courtesy of Taylor Photo.




**BLACK MOUNTAIN® PRO-FIT ALPINE LEDGESTONE**  
 Tight-fitted mortar joints



**DARK RIDGE™ PRO-FIT ALPINE LEDGESTONE**  
 Tight-fitted mortar joints




**SUMMIT PEAK PRO-FIT ALPINE LEDGESTONE**  
 Tight-fitted mortar joints



**BLACK RUNDLE PRO-FIT ALPINE LEDGESTONE**  
 Tight-fitted mortar joints



**ECHO RIDGE® PRO-FIT ALPINE LEDGESTONE**  
 Tight-fitted mortar joints



**UMBER CREEK PRO-FIT ALPINE LEDGESTONE**  
 Tight-fitted mortar joints



**CHARDONNAY PRO-FIT ALPINE LEDGESTONE**  
 Tight-fitted mortar joints



**PHEASANT PRO-FIT ALPINE LEDGESTONE**  
 Tight-fitted mortar joints



**WINTERHAVEN™ PRO-FIT ALPINE LEDGESTONE**  
 Tight-fitted mortar joints

◆ REALIZED

Ryan Young Interiors (ig: @ryidesign) selected **PRO-FIT® ALPINE LEDGESTONE** in **WINTERHAVEN™** for the Regency Creekside Meadows Clubhouse in Bath, PA. Photo courtesy of Taylor Photo.



LEDGE  
**PRO-FIT®**  
**LEDGESTONE**

Pro-Fit LedgeStone is refined and easy to use, with clean colors that accent a multitude of design choices. Made up of textured pieces of the same height, it is ideal for tight fits and intricate constructions.

HEIGHT	LENGTH	THICKNESS	CORNER RETURNS
4"	8", 12", 20"	½" – 1 ½"	4", 8", 12"



◆ **REALIZED**  
 J. Patrick Homes selected **PRO-FIT® LEDGESTONE** in **SOUTHWEST BLEND** in Houston, TX. Photo courtesy of J. Patrick Homes (ig: jpatrickhomes).



**GRAY PRO-FIT LEDGESTONE**  
 Tight-fitted mortar joints



**MOJAVE PRO-FIT LEDGESTONE**  
 Tight-fitted mortar joints



**PLATINUM PRO-FIT LEDGESTONE**  
 Tight-fitted mortar joints



**SHALE PRO-FIT LEDGESTONE**  
 Tight-fitted mortar joints



**SOUTHWEST BLEND PRO-FIT LEDGESTONE**  
 Tight-fitted mortar joints

◆ REALIZED

Brannon Construction selected **PRO-FIT® MODERA™ LEDGESTONE** in **VELLUM** in Winter Park, FL. Photo courtesy of Harvey Smith.




LEDGE  
**PRO-FIT®  
 MODERA™  
 LEDGESTONE**

Pro-Fit Modera Ledgestone is classic contemporary. Create a tailored look with easily installed, meticulously bundled modular components of equal height.


HEIGHT	LENGTH	THICKNESS	CORNER RETURNS
4"	8", 12", 20"	¾", 1 ¼", 1 ¾"	4", 8", 12"

◆ REALIZED ◆


Todd Peddicord Designs (ig: @toddpeddicorddesigns) selected **PRO-FIT® MODERA™ LEDGESTONE** in **CARBON** for "The Instagram Project" in Lincoln, CA. Photo courtesy of Trevor Jobson.



**CARBON PRO-FIT MODERA LEDGESTONE**  
 Tight-fitted mortar joints



**INTAGLIO PRO-FIT MODERA LEDGESTONE**  
 Tight-fitted mortar joints



**VELLUM PRO-FIT MODERA LEDGESTONE**  
 Tight-fitted mortar joints





LEDGE  
**PRO-FIT®**  
**TERRAIN™**  
**LEDGESTONE**

Pro-Fit Terrain Ledgestone is a modern-inclined, clean design that adds sleek, textural interest to any project. The slim, equal-height pieces are expertly bundled by our masons to ensure ease of use.

HEIGHT	LENGTH	THICKNESS	CORNER RETURNS
4"	8", 12", 20"	¾", 1 ¼", 1 ¾"	4", 8", 12"




**ARCADIA PRO-FIT TERRAIN LEDGESTONE**  
 Tight-fitted mortar joints



**ARCTIC PRO-FIT TERRAIN LEDGESTONE**  
 Tight-fitted mortar joints



**ETHOS PRO-FIT TERRAIN LEDGESTONE**  
 Tight-fitted mortar joints



**TREK PRO-FIT TERRAIN LEDGESTONE**  
 Tight-fitted mortar joints



**PRO-FIT® TERRAIN™ LEDGESTONE / Arctic**




◆ **REALIZED**

Unique Home Concepts (ig: @unique\_home\_concepts) selected **PRO-FIT® TERRAIN™ LEDGESTONE** in **ARCADIA** for the Grand Prairie Dream Home Lottery project in Alberta, Canada. Photo courtesy of CSI-All Things Stone (ig: @csi\_allthingsstone).

LEDGE  
SOUTHERN  
LEDGESTONE

Southern Ledgestone offers a rugged and informal appeal with its rough texture and decided irregularity. Tight-fitted or mortared, Southern Ledgestone can be used to achieve a number of unique treatments.

HEIGHT	LENGTH	THICKNESS	CORNER RETURNS
½" – 6"	4" – 20"	1" – 2 ¾"	4" – 12"



SOUTHERN LEDGESTONE / Aspen



ASPEN SOUTHERN LEDGESTONE  
1/2" mortar joints




BUCKS COUNTY SOUTHERN LEDGESTONE  
Tight-fitted mortar joints



CHARDONNAY SOUTHERN LEDGESTONE  
Tight-fitted mortar joints



ECHO RIDGE® SOUTHERN LEDGESTONE  
Tight-fitted mortar joints



GRAY SOUTHERN LEDGESTONE  
1/2" mortar joints



WOLF CREEK® SOUTHERN LEDGESTONE  
Tight-fitted mortar joints

**REALIZED** ♦  
J. Patrick Homes selected  
SOUTHERN LEDGESTONE in  
ECHO RIDGE® in Houston, TX.  
Photo courtesy of J. Patrick  
Homes (ig: jpatrickhomes).





CAST-FIT® WATERTABLE SILL / Intaglio  
PRO-FIT® MODERA™ LEDGESTONE / Intaglio

# TRIM & ACCESSORIES

Cultured Transitions®, the new home for our ever-evolving collection of unique trim and accessories, adds even more beauty and functionality to the home or business. Everything you need to complete each project is in one convenient collection. From unique capstones and trim to elegant electrical boxes, our selection of timeless accents will add both style and protection to any commercial or residential façade.

COBBLEFIELD® / Echo Ridge®  
KEYSTONE / Gray



TRIM & ACCESSORIES

# ARCHITECTURAL STONE TRIM



**ELECTRICAL BOX:  
LARGE LIGHT FIXTURE**  
Gray (shown), Nightfall™, Sable, Taupe  
9 1/2" x 15" x 1 3/4"



**ELECTRICAL BOX:  
STANDARD LIGHT FIXTURE**  
Gray, Nightfall, Sable (shown), Taupe  
8" x 10" x 1 3/4"



**ELECTRICAL BOX:  
SINGLE RECEPTACLE**  
Gray, Nightfall, Sable, Taupe (shown)  
6" x 8" x 1 3/4"



**KEYSTONE**  
Champagne, Gray, Nightfall,  
Sable, Taupe (shown)  
5 1/2" x 8" x 10" x 1 7/8"

TRIM & ACCESSORIES

# CAPSTONES & HEARTHSTONES




**FLAGSTONE PIER CAP**  
Champagne (shown), Gray, Nightfall, Sable, Taupe  
24" x 24", 32" x 32"  
2 1/2" - 4 1/2" thickness at peak



**FLAT TEXTURED CAPSTONES\***  
Champagne, Gray (shown), Nightfall, Sable, Taupe  
10" x 20", 12" x 20"  
2" thickness


ELECTRICAL BOX, TRIM & CAPSTONE COLORS



HEARTHSTONE COLORS



CAST-FIT WATERTABLE/SILL COLORS



Dimensions listed are nominal. Please check the actual product size to ensure the right fit for your application.  
\*Note: Flat Textured Capstones can be used for fireplace hearths. Hearthstones are not suitable for foot traffic.



**TRIM STONE**  
Champagne, Gray (shown), Nightfall,  
Sable, Taupe  
6" x 8" x 1 7/8"



**TUSCAN LINTEL**  
Champagne, Gray, Nightfall,  
Sable (shown), Taupe  
6" x 22" x 2 5/8"



**WATERTABLE/SILL**  
Champagne, Gray, Nightfall,  
Sable (shown), Taupe  
2 1/2" x 18" x 3"



**CAST-FIT® WATERTABLE/SILL**  
Carbon (shown), French Gray™, Intaglio,  
Parchment™, Vellum  
2 1/2" x 18" x 3"



**FLAGSTONE SLOPED WALL CAP**  
Champagne, Gray, Nightfall, Sable (shown), Taupe  
12" x 20", 16" x 20"  
2" - 2 3/4" thickness at peak



**HEARTHSTONE**  
Blond, Chardonnay (shown), Cream, Gray,  
Marsh, Nightfall, Sable  
19" x 20" x 1 3/4"



◆ REALIZED

3rd Generation Homes selected COUNTRY LEDGESTONE in ECHO RIDGE® in Kelowna, BC. Photo courtesy of CSI - All Things Stone (ig: @csi\_allthingsstone).

# RESOURCES

Whatever your goals, Cultured Stone is determined to equip you with the resources necessary to achieve your vision.



RESOURCES

# COORDINATING COLOR GUIDE

We've designed our Cultured Transitions™ architectural accents to complement our textures and colors beautifully. Use this chart as a guide to selecting the architectural accents that best harmonize with the Cultured Stone veneer products you have chosen.

TRIMS - PAGE 67		HEARTHSTONES - PAGE 68	PAGE #
<b>ASHLAR</b>			13-22
COBBLEFIELD*			15-16
CHARDONNAY	FRENCH GRAY™, TAUPE	CHARDONNAY, MARSH	16
ECHO RIDGE®	CARBON, GRAY, INTAGLIO, NIGHTFALL™	GRAY, NIGHTFALL	16
GRAY	GRAY, INTAGLIO	GRAY	16
SAN FRANCISCO	FRENCH GRAY, GRAY, NIGHTFALL, TAUPE	GRAY, NIGHTFALL	16
TEXAS CREAM	CHAMPAGNE, PARCHMENT™	CREAM	16
CORAL STONE			17-18
FOSSIL REEF	CHAMPAGNE, PARCHMENT	CREAM	17
EUROPEAN CASTLE STONE			19-20
BUCKS COUNTY	FRENCH GRAY, GRAY, TAUPE	GRAY, MARSH	19
CHARDONNAY	FRENCH GRAY, TAUPE	CHARDONNAY, MARSH	19
LIMESTONE			21
BUCKS COUNTY	FRENCH GRAY, GRAY, TAUPE	GRAY, MARSH	21
CHARDONNAY	FRENCH GRAY, TAUPE	CHARDONNAY, MARSH	21
GOLDEN BUCKEYE	TAUPE	MARSH	21

TRIMS - PAGE 67		HEARTHSTONES - PAGE 68	PAGE #
<b>ASHLAR</b>			13-22
SCULPTED ASHLAR			22
ECHO RIDGE	CARBON, GRAY, INTAGLIO, NIGHTFALL	GRAY, NIGHTFALL	22
FERROUS	CARBON, NIGHTFALL, SABLE	NIGHTFALL, SABLE	22
GROUSE	CHAMPAGNE, VELLUM, TAUPE, FRENCH GRAY	CREAM, MARSH	22
SILVER SHORE®	CHAMPAGNE, VELLUM	CREAM	22
<b>BRICK</b>			23-28
TENLEY BRICK™			25-26
KULLEN™	CARBON, GRAY	GRAY	25
LOFTEN™	CHAMPAGNE, VELLUM	CREAM	25
NORI™	GRAY, NIGHTFALL	GRAY, NIGHTFALL	25
WILDON™	INTAGLIO, GRAY	GRAY	25
USED BRICK			27-28
ANTIQUÉ RED	FRENCH GRAY, TAUPE	CHARDONNAY, MARSH	27
HIGH DESERT	FRENCH GRAY, TAUPE	CHARDONNAY, MARSH	27
HANDMADE BRICK			27-28
CANVAS™	FRENCH GRAY, TAUPE	CHARDONNAY, MARSH	27
CARBON	CARBON, GRAY, INTAGLIO	GRAY	27
MOROCCAN SAND	FRENCH GRAY, TAUPE	CHARDONNAY, MARSH	27
TITANIUM™	FRENCH GRAY, TAUPE	CHARDONNAY, MARSH	27
<b>IRREGULAR</b>			29-36
ANCIENT VILLA LEDGESTONE™			31-32
PALISADES	CARBON, FRENCH GRAY, GRAY, SABLE, TAUPE	GRAY, MARSH, SABLE	32
SEVILLA™	FRENCH GRAY, SABLE, TAUPE	CHARDONNAY, MARSH, SABLE	32
DRESSED FIELDSTONE			33-34
ASPEN	FRENCH GRAY, TAUPE	GRAY, MARSH	33
BUCKS COUNTY	FRENCH GRAY, GRAY, TAUPE	GRAY, MARSH	33
CHARDONNAY	FRENCH GRAY, TAUPE	CHARDONNAY, MARSH	34
ECHO RIDGE	CARBON, GRAY, INTAGLIO, NIGHTFALL	GRAY, NIGHTFALL	34
SEVILLA	FRENCH GRAY, SABLE, TAUPE	CHARDONNAY, MARSH, SABLE	34

TRIMS - PAGE 67		HEARTHSTONES - PAGE 68	PAGE #
<b>IRREGULAR</b>			29-36
OLD COUNTRY FIELDSTONE			35
CHARDONNAY	FRENCH GRAY, TAUPE	CHARDONNAY, MARSH	35
ECHO RIDGE	CARBON, GRAY, INTAGLIO, NIGHTFALL	GRAY, NIGHTFALL	35
RIVER ROCK			36
EARTH BLEND	TAUPE	BLOND, MARSH	36
LAKESHORE	TAUPE	BLOND, CREAM, MARSH	36
LAKE TAHOE	GRAY, TAUPE	GRAY	36
STREAM STONE			36
SPRING	GRAY, TAUPE	GRAY, MARSH	36
SUMMER	CHAMPAGNE, TAUPE	BLOND, MARSH	36
<b>LARGE FORMAT</b>			37-40
CAST-FIT*			39
CARBON	CARBON, GRAY, INTAGLIO	GRAY	39
FRENCH GRAY™	FRENCH GRAY, TAUPE	MARSH	39
PARCHMENT	CHAMPAGNE, PARCHMENT	CREAM	39
TEXTURED CAST-FIT*			40
STANHOPE™	GRAY, FRENCH GRAY, SABLE	GRAY, SABLE	40
<b>LEDGE</b>			41-64
COUNTRY LEDGESTONE			43-46
ASHFALL	FRENCH GRAY, GRAY, INTAGLIO, TAUPE	GRAY, MARSH	43
ASPEN	FRENCH GRAY, TAUPE	GRAY, MARSH	43
BLACK RUNDLE	GRAY, NIGHTFALL	GRAY, NIGHTFALL	43
BUCKS COUNTY	FRENCH GRAY, GRAY, TAUPE	GRAY, MARSH	43
CARAMEL	FRENCH GRAY, TAUPE	BLOND, MARSH	43
CHARDONNAY	FRENCH GRAY, TAUPE	CHARDONNAY, MARSH	43
ECHO RIDGE	CARBON, GRAY, INTAGLIO, NIGHTFALL	GRAY, NIGHTFALL	44
GRAND MESA	TAUPE	MARSH	44
GUNNISON™	GRAY, NIGHTFALL	GRAY, NIGHTFALL	46
HUDSON BAY®	FRENCH GRAY, SABLE, TAUPE	CHARDONNAY, MARSH, SABLE	46

TRIMS - PAGE 67		HEARTHSTONES - PAGE 68	PAGE #
<b>LEDGE</b>			41-64
COUNTRY LEDGESTONE			43-46
MOJAVE	FRENCH GRAY, TAUPE	BLOND, MARSH	46
SEVILLA™	FRENCH GRAY, SABLE, TAUPE	CHARDONNAY, MARSH, SABLE	46
SKYLINE	FRENCH GRAY, GRAY, INTAGLIO, TAUPE	GRAY, MARSH	46
UMBER CREEK	FRENCH GRAY, NIGHTFALL, SABLE, TAUPE	MARSH, NIGHTFALL, SABLE	46
WHEATON™	CHAMPAGNE, PARCHMENT	CREAM	46
WHITE OAK	CHAMPAGNE, PARCHMENT	CREAM	46
WOLF CREEK®	FRENCH GRAY, NIGHTFALL, SABLE, TAUPE	MARSH, NIGHTFALL, SABLE	46
DEL MARE LEDGESTONE®			47-48
BLACK ISLE™	NIGHTFALL	GRAY, NIGHTFALL	47
BURNT OCHRE	FRENCH GRAY, SABLE, TAUPE	BLOND, MARSH, SABLE	48
PALERMO	FRENCH GRAY, SABLE, TAUPE	BLOND, MARSH, SABLE	48
DRYSTACK LEDGESTONE PANEL			47-48
HIGH PLAINS™	CHAMPAGNE, PARCHMENT	CREAM	47
MELROSE™	CHAMPAGNE, PARCHMENT, TAUPE	CREAM	48
RUBICON™	GRAY, NIGHTFALL	GRAY, NIGHTFALL	48
HEWN STONE			49-50
ARCTIC	CHAMPAGNE	CREAM	50
FOUNDATION	VELLUM	CREAM	50
SPAN	CARBON, FRENCH GRAY	GRAY	50
TALUS	CARBON, INTAGLIO, VELLUM	CREAM, MARSH	50

Continued

TRIMS - PAGE 67		HEARTHSTONES - PAGE 68		PAGE #
<b>LEDGE</b>				41-64
PRO-FIT® ALPINE LEDGESTONE				51-54
BLACK MOUNTAIN®	GRAY, INTAGLIO, NIGHTFALL™	GRAY, NIGHTFALL		52
BLACK RUNDLE	GRAY, NIGHTFALL	GRAY, NIGHTFALL		52
CHARDONNAY	FRENCH GRAY™, TAUPE	CHARDONNAY, MARSH		52
DARK RIDGE™	GRAY, NIGHTFALL	GRAY, NIGHTFALL		52
ECHO RIDGE®	CARBON, GRAY, INTAGLIO, NIGHTFALL	GRAY, NIGHTFALL		52
PHEASANT	CARBON, GRAY	GRAY		52
SUMMIT PEAK	FRENCH GRAY, TAUPE, VELLUM	GRAY, MARSH		52
UMBER CREEK	FRENCH GRAY, NIGHTFALL, SABLE, TAUPE	MARSH, NIGHTFALL, SABLE		52
WINTERHAVEN™	CHAMPAGNE, PARCHMENT™, VELLUM	CREAM		52
PRO-FIT LEDGESTONE				55-56
GRAY	GRAY, INTAGLIO	GRAY		55
MOJAVE	FRENCH GRAY, TAUPE	BLOND, MARSH		55
PLATINUM	CHAMPAGNE, GRAY, PARCHMENT	CREAM, GRAY		55
SHALE	FRENCH GRAY, GRAY, INTAGLIO, TAUPE	GRAY, MARSH		56
SOUTHWEST BLEND	CHAMPAGNE, PARCHMENT	CREAM, BLOND		56
PRO-FIT MODERA™ LEDGESTONE				57-60
CARBON	CARBON	GRAY, NIGHTFALL		58
INTAGLIO	INTAGLIO	GRAY, MARSH		58
VELLUM	VELLUM	CREAM		58
PRO-FIT TERRAIN™ LEDGESTONE				61-62
ARCADIA	CARBON, GRAY	GRAY		61
ARCTIC	CHAMPAGNE	CREAM		61
ETHOS	INTAGLIO	CREAM, MARSH		61
TREK	NIGHTFALL	NIGHTFALL		61

TRIMS - PAGE 67		HEARTHSTONES - PAGE 68		PAGE #
<b>LEDGE</b>				41-64
SOUTHERN LEDGESTONE				63-64
ASPEN	FRENCH GRAY, TAUPE	GRAY, MARSH		63
BUCKS COUNTY	FRENCH GRAY, GRAY, TAUPE	GRAY, MARSH		63
CHARDONNAY	FRENCH GRAY, TAUPE	CHARDONNAY, MARSH		63
ECHO RIDGE	CARBON, GRAY, INTAGLIO, NIGHTFALL	GRAY, NIGHTFALL		64
GRAY	GRAY, INTAGLIO	GRAY		64
WOLF CREEK®	FRENCH GRAY, NIGHTFALL, SABLE, TAUPE	MARSH, NIGHTFALL, SABLE		64



**REALIZED** ◆

Designer mood board featuring **COUNTRY LEDGESTONE** in **SKYLINE**.  
Photo courtesy of Joanna McLennan (ig: @mabel\_lake\_house).

RESOURCES

# STONE VENEER DIMENSIONS\*

\*These are all nominal dimensions and ranges. Actual dimensions may vary.

	HEIGHT	LENGTH	THICKNESS	CORNER RETURNS	PAGE #
<b>ASHLAR</b>					
COBBLEFIELD®	2" - 8"	4" - 20"	1" - 2 5/8"	3" - 12"	15-16
CORAL STONE	4" - 12"	4" - 16"	1" - 1 1/4"	2 1/2" - 8 1/2"	17-18
EUROPEAN CASTLE STONE	2" - 12"	4" - 16"	1 3/8" - 1 5/8"	4" - 12"	19-20
LIMESTONE	1 1/4" - 6"	4" - 16 3/4"	1 1/2" - 2 5/8"	4" - 11"	21
SCULPTED ASHLAR	2 1/4" - 7 3/4"	5 1/2" - 20 1/2"	1" - 2"	4", 7", 10"	22
<b>BRICK</b>					
TENLEY BRICK™	2 1/2"	10 1/2"	1"	5 1/4", 10 1/2"	25-26
USED BRICK	2 3/8" - 2 5/8"	7 7/8" - 8 1/8"	3/4"	4", 8"	27-28
HANDMADE BRICK	2 3/4"	8 3/16"	3/4"	3 5/8", 8 1/4"	27-28
<b>IRREGULAR</b>					
ANCIENT VILLA LEDGESTONE™	2" - 12"	5" - 16"	1 1/4" - 1 3/4"	4" - 12"	31-32
DRESSED FIELDSTONE	2 1/2" - 14"	4" - 22"	1 1/4" - 2 5/8"	4" - 12"	33-34
OLD COUNTRY FIELDSTONE	1 1/2" - 10"	4" - 16 1/2"	1" - 2 5/8"	4" - 12"	35
RIVER ROCK	2" - 14"	2" - 14"	1" - 2 5/8"	3" - 12"	36
STREAM STONE	2" - 12"	2" - 12"	1 1/2" - 3 1/2"	4" - 9 1/4"	36

	HEIGHT	LENGTH	THICKNESS	CORNER RETURNS	PAGE #
<b>LARGE FORMAT</b>					
CAST-FIT® 8" x 16"	7 5/8"	15 5/8"	1 1/2"	3 5/8", 9 1/8"	39
CAST-FIT 12" x 24"	11 5/8"	23 5/8"	1 1/2"	3 5/8", 11 5/8"	39
TEXTURED CAST-FIT® 12" x 24"	11 5/8"	23 5/8"	1 1/2"	3 5/8", 11 5/8"	40
<b>LEDGE</b>					
COUNTRY LEDGESTONE	1 1/2" - 6 1/2"	4 1/4" - 22"	1 1/8" - 2 3/8"	4" - 12"	43-46
DEL MARE LEDGESTONE®	1" - 9 1/4"	4 1/2" - 16"	3/4" - 1 3/4"	4" - 12"	47-48
DRYSTACK LEDGESTONE PANEL	6"	20", 24"	1" - 2 1/2"	4 1/4", 8 1/4", 12 1/4"	47-48
HEWN STONE™ 308	3"	8"	1 1/2"	3", 7"	49-50
HEWN STONE 314	3"	14"	1 1/2"	3", 7"	49-50
HEWN STONE 514	5"	14"	1 1/2"	3", 10"	49-50
HEWN STONE 522	5"	22"	1 1/2"	3", 10"	49-50
HEWN STONE 822	8"	22"	1 1/2"	3", 10"	49-50
PRO-FIT® ALPINE LEDGESTONE	4"	8", 12", 20"	3/4" - 2 1/4"	4", 8", 12"	51-54
PRO-FIT LEDGESTONE	4"	8", 12", 20"	1/2" - 1 1/2"	4", 8", 12"	55-56
PRO-FIT MODERA™ LEDGESTONE	4"	8", 12", 20"	3/4", 1 1/4", 1 3/4"	4", 8", 12"	57-60
PRO-FIT TERRAIN™ LEDGESTONE	4"	8", 12", 20"	3/4", 1 1/4", 1 3/4"	4", 8", 12"	61-62
SOUTHERN LEDGESTONE	1/2" - 6"	4" - 20"	1" - 2 5/8"	4" - 12"	63-64



## RESOURCES

# WARRANTY

### 50-YEAR TRANSFERABLE EXPRESS LIMITED WARRANTY\*

Cultured Stone® architectural stone veneer products carry a 50-year transferable express limited warranty subject to the terms of the warranty. The warranty is limited, in manufacturer's sole discretion, to either (i) repair or replacement of covered, nonconforming products or (ii) a refund of the price paid for such products. Labor costs for removal or installation of such products are not covered under the warranty. The warranty may be transferred to subsequent purchasers of the applicable home or building subject to the transferability and coverage terms set forth within the warranty. Complete warranty information is available on request.

#### ◆ REALIZED

Barrington Homes selected **SOUTHERN LEDGESTONE** in **BUCKS COUNTY** for Langdon Farms in Gibsonsia, PA. Photo courtesy of Barrington Homes (ig: @barrington\_homes).

\* See actual warranty at CulturedStone.com. Overhead, horizontal or sloped applications are not included in our building code evaluation reports or acceptances. These applications often require special approval/inspections by local building inspectors. Contact your architect or engineer for assistance with designing these installations.

# INSTALLATION

Cultured Stone veneer can be used on most structurally sound wall surfaces. Its lightweight and quick adhesion allows for fast, easy installation without additional footings or wall ties. Each piece of Cultured Stone veneer is applied individually with Type N or Type S mortar and attaches permanently to the wall surface.

Be sure to read the full, detailed Cultured Stone installation instructions. Get a copy from your Cultured Stone dealer at CulturedStone.com or by calling (800) 255-1727.

The National Concrete Masonry Association offers a wealth of information at [ncma.org](http://ncma.org).

# MAINTENANCE

Cultured Stone and Cultured Brick veneers are virtually maintenance-free. If required, lightly wash to remove dust or dirt. Do not sandblast or wash with acid, abrasives or high-pressure water. Damaged or graffiti-marred stones can be removed and replaced with matching materials.

# TECHNICAL DATA

Cultured Stone products are engineered to meet or exceed the specifications set by building code officials.

#### Unit Weight

Approximately 8-12 lbs/ft<sup>2</sup> (39-58 kg/m<sup>2</sup>) but not more than 15 lbs/ft<sup>2</sup> (72 kg/m<sup>2</sup>).

#### Thickness

Thickness averages 1 3/4". May vary depending on choice of texture.

#### Colorfast

Colors become an integral part of the stone during casting. Existing applications show no undesirable change in color after years of weathering.

#### Noncombustible/Surface Burning Characteristics

UL tested and listed. Cultured Stone products tested out with zero flame spread and zero smoke development.

#### Technical Support

Complete copies of Cultured Stone research reports, approvals, tests, listings or acceptances conducted by independent testing agencies are available on request. Cultured Stone products meet or exceed all ICC-ES Acceptance Criteria #51 requirements for precast stone veneer.


Other manufacturers who claim to produce equivalent products should be asked to provide documentation of claims.



# PROTECTING OUR SURROUNDINGS

We strive to meet today's building needs without compromising the future. Cultured Stone veneers are designed to not only beautify spaces but also take care of our shared environment along the way. To that end, our closed-loop recycling system allows us to reuse water during manufacturing, which proves especially important in California's drought-prone environment. Cultured Stone veneer products contain an average of 58% recycled content.

COUNTRY LEDGESTONE / Aspen



# FROM COAST TO COAST (AND EVERYWHERE IN BETWEEN)

While the heart of Cultured Stone operations can be found in Roswell, Georgia, the skilled hands that craft our work can be found in our two plants. Strategic locations in Napa, California, and Chester, South Carolina, have allowed us to create one of the largest distribution footprints in the U.S. and Canada and globally into Europe, Asia and Australia. For the builders who rely on easy access to our materials, this convenient presence provides an invaluable resource. Masters at both plants make it possible for Cultured Stone to offer quality stone products that are proudly made in the U.S.



# WE PUT OUR MASTERS' STAMP ON EVERY STONE

From cast to model, the entire Cultured Stone veneer production process is very much hands-on — down to the trademark C.S.V.® (Cultured Stone Veneer) stamp that has been hand-applied to each and every stone we craft since 1962. Only genuine Cultured Stone products have a C.S.V. indicia embossed on the edge, guaranteeing that you're getting the original, proven and preferred brand. After all, a master's touch is all in the detail.



REALIZED ✦

Aurora Design Group (ig: @aurorabywraye) selected COUNTRY LEDGESTONE in WHEATON™ in Indianola, IA. Photos courtesy of Alexa Karen Photography.

# SHARE HOW YOU PUT A STAMP ON YOUR SURROUNDINGS

We'd love to see how you bring environments to life with Cultured Stone. We might even request to share them with our partners, on our website, or among the Realized features throughout this book. Please upload your favorite photos and project details at [CulturedStone.com/realized](https://www.culturedstone.com/realized).



# Briques & Cie

entrepreneur en maçonnerie

514-582-5218

**Westlake**  
Royal Building Products™

SIDING & ACCESSORIES  
TRIM & MOULDINGS  
ROOFING  
STONE  
WINDOWS  
OUTDOOR LIVING

© 2023 Cultured Stone 010423 MADE IN THE USA

