



# A-SAFE

Est. 1984

SAVIRA SYSTEK , INDIA

[www.savirasysstek.com](http://www.savirasysstek.com)

[sales@savirasysstek.com](mailto:sales@savirasysstek.com)


+91 7709989816

## Product Guide



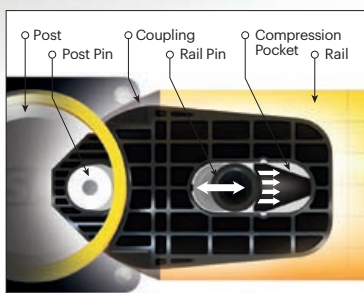
# Scientifically Engineered Safety

- More technology
- More engineering design
- More safety features




## Patented Energy Absorption System


3-phase system that activates sequentially for unparalleled energy absorption



PHASE 1



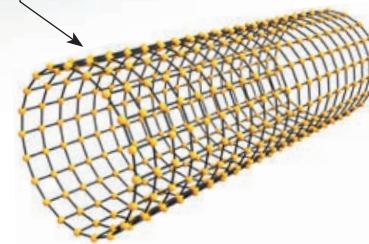
PHASE 2



PHASE 3

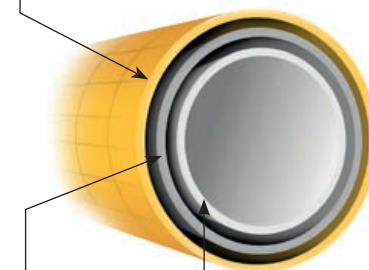
## MEMAPLEX™

Patented Engineering  
Molecular reorientation during  
manufacture creates a unique  
built-in memory



## Revolutionary 3-Layered Material

Outer UV stabilised  
colour layer



Central impact  
absorption zone

Inner  
strengthening  
core

## Unrivalled Performance



Flex




Absorb



Recover

- ✓ Exclusive shock absorbing Memaplex™ polymer
- ✓ Purpose-engineered built-in memory for full recovery and repeat use
- ✓ Patented Coupling Technology reduces and dissipates dynamic load energy for unequalled energy absorption
- ✓ 80% of impact force is absorbed
- ✓ No floor damage, preserved fixings
- ✓ Reduced maintenance, repair and replacement
- ✓ No repainting as system is self-coloured
- ✓ UV protected and tested to ISO 4892-3
- ✓ Colour fast to 7/8 on the Blue Wool Scale
- ✓ No corrosion and chemically inert to ISO/TR 10358
- ✓ Abrasion resistant with a hardness of 66 to ISO 868
- ✓ Material is compliant to food contact regulations
- ✓ Hygiene seals eliminate ingress points
- ✓ Electrophoretic coated bases tested to withstand 2000 hours exposure to accelerated salt spray with no rust
- ✓ Modularity allows rails and posts to be replaced independently without removing adjacent barriers
- ✓ Performance rated and compliant to PAS 13:2017
- ✓ TUV certified





### Single Traffic Barriers



- Segregate heavy duty vehicles
- Protect buildings, machinery and equipment
- Define and defend vehicle routes
- Control the movement of traffic



**eFlex** Single Traffic Barrier  
14,400 Joules\*  
4 Tonne vehicle at 6mph



**iFlex** Single Traffic Barrier  
21,350 Joules\*  
5.9 Tonne vehicle at 6mph



**iFlex** Single Traffic Barrier  
High Level  
21,350 Joules\*  
2 Tonne vehicle at 10mph



### Double Traffic Barriers



- Segregate larger-mass heavy duty vehicles
- Protect buildings, machinery and equipment
- Define and defend heavy vehicle routes
- Manage high traffic environments



**eFlex** Double Traffic Barrier  
19,000 Joules\*  
5.2 Tonne vehicle at 6mph



**iFlex** Double Traffic Barrier  
28,950 Joules\*  
8 Tonne vehicle at 6mph



**Atlas** Double Traffic Barrier  
28,950 Joules\*  
8 Tonne vehicle at 6mph



### Pedestrian Barriers



- Segregate pedestrians
- Guide personnel and visitors
- Clearly mark crossing places
- Designate safe access and exit points



**eFlex** Pedestrian Barrier 3 Rail  
2kN\*\*  
Weight of 2 adults leaning (200kg)



**iFlex** Pedestrian Barrier 3 Rail  
8,200 Joules\*\*  
3.2 Tonne vehicle at 5mph



**iFlex** Slide Gate



**iFlex** Swing Gate - Short & Long

### Traffic Barriers+



- Segregate pedestrians and vehicles
- Protect pedestrian and vehicle routes
- Create pedestrian safe zones
- Control the movement of traffic



**eFlex** Single Traffic Barrier+  
14,400 Joules\*  
4 Tonne vehicle at 6mph



**iFlex** Single Traffic Barrier+  
21,350 Joules\*  
5.9 Tonne vehicle at 6mph




**iFlex** Double Traffic Barrier+  
28,950 Joules\*  
8 Tonne vehicle at 6mph



**Atlas** Double Traffic Barrier+  
28,950 Joules\*  
8 Tonne vehicle at 6mph

### Micro Barriers



- Segregate light duty vehicles
- Protect walls and machinery at low level
- Shield from wear and tear
- Delineate storage zones



**mFlex** Single Traffic Barrier  
Ground Level  
3,850 Joules\*\*  
1.5 Tonne vehicle at 5mph




**mFlex** Single Traffic Barrier  
3,850 Joules\*\*  
1.5 Tonne vehicle at 5mph



**mFlex** Double Traffic Barrier  
6,500 Joules\*\*  
2.6 Tonne vehicle at 5mph



### High Level Barriers



- Protect people and assets from floor to height
- Define and defend traffic routes
- Secure high-storage zones
- Prevent dangerous toppling of stacked goods



**iFlex** Pedestrian Barrier 7 Rail  
8,200 Joules\*\*  
3.2 Tonne vehicle at 5mph



**iFlex** Single Traffic Barrier+ 6 Rail  
21,350 Joules\*  
5.9 Tonne vehicle at 6mph



**iFlex** Double Traffic Barrier+ 5 Rail  
28,950 Joules\*  
8 Tonne vehicle at 6mph





ForkGuard



- Shield from vehicle forks
- Prevent items protruding under barriers
- Create pallet stops for stored goods
- Integrate with barrier systems

eFlex ForkGuard

Barrier

3,000 Joules\*  
1.9 Tonne vehicle at 4mph



iFlex ForkGuard

Barrier

4,200 Joules\*  
2.6 Tonne vehicle at 4mph



eFlex RackEnd Posts  
with iFlex ForkGuard

4,200 Joules\*  
2.6 Tonne vehicle at 4mph



RackEnd Barriers



- Protect vulnerable racking
- Absorb and deflect repeat glancing blows
- Defend against vehicle fork impacts

eFlex Single RackEnd Barrier

5,600 Joules\*  
3.5 Tonne vehicle at 4mph



eFlex Double RackEnd Barrier

8,400 Joules\*  
5.2 Tonne vehicle at 4mph



iFlex Single RackEnd Barrier

21,350 Joules\*  
8.5 Tonne vehicle at 5mph



RackGuard  
Rack Leg Protector

1,000 Joules\*\*\*



Column Guard



- Protect columns from impact damage
- Provide strong visual guidance to drivers
- Shield infrastructure from collisions
- Modular and adaptable for any height and size

FlexiShield Column Guard

1,600 Joules\*\*\*  
1.8 Tonne vehicle at 3mph



iFlexRail Column Guard

8,200 Joules\*\*  
3.2 Tonne vehicle at 5mph



iFlexRail Column Guard+

19,450 Joules\*\*  
5.4 Tonne vehicle at 6mph



Service Yard Protection



- Protect loading bays
- Preserve service yard infrastructure
- Provide visual alerts and vehicle guidance
- Defend against wear and tear

iFlex Dock Gate

12,000 Joules\*\*\*  
7 Tonne vehicle at 4mph



Trailer Plate

Dock Roller



Truck Stop

Bollards & Height Restrictor



- Protect edges of doorways
- Prevent impact with overhead equipment
- Provide visual alerts
- Defend machinery whilst allowing access

Bollard

5,400 Joules\*\*\*  
6 Tonne vehicle at 3mph



Height Restrictor

5,400 Joules\*\*\*  
6 Tonne vehicle at 3mph



Alarm Bar



Tailored Solutions  
& Accessories



- Unique barrier configurations
- Custom width and impact zone height
- Slider plates to allow for easy access
- High-strength cleaning and maintenance



# Who are A-SAFE

## Inventors of the first industrial strength polymer safety barrier

Established 1984, our 30 years of experience in polymer science is unmatched. Research, development, design, testing and manufacture; the entire process is owned and controlled at our Innovation Centre HQ, before being exported to the world. With a cycle of innovation striving for continuous improvement, we're a local company driving the global standard.



- Meticulous development by in-house mechanical engineers and polymer physicists
- Custom-built manufacturing equipment
- Full process from polymer grain to end product



- World-class testing facilities
- Tested above and beyond industry standards
- Real-life dynamic impact simulation tests
- TUV certified and PAS 13 compliant


“ A-SAFE has proven time and again that their polymer barriers are superior...Their solution gives us peace of mind that the installation is protecting workforce and machinery, but is also cost-effective in terms of repairs, maintenance and damage to the barriers, vehicles and equipment. ”

**Site Safety Advisor, Kimberly-Clark**

### Global and Local

In every A-SAFE office worldwide local experts respond to your needs.

[www.savirasystem.com](http://www.savirasystem.com) ; +91 7709989816



[asafe.com](http://asafe.com)