






## INTERMEDIATE FIGURES

### COMPULSORY

#### 101 Ballet Leg Single 1.6





From a **Back Layout Position**, with one leg remaining extended at the surface, the toe of the other leg is drawn along the inside of the extended leg until the thigh is vertical, to assume a **Bent Knee Back Layout Position**. The knee is straightened, without movement of the thigh, to assume a **Ballet Leg Position**. The ballet leg is bent, without movement of the thigh, to a **Bent Knee Back Layout Position**. The toe moves along the inside of the extended leg until a **Back Layout Position** is assumed.

					<b>Total</b>
<b>NV =</b>	<b>10.5</b>	<b>11.0</b>	<b>11.0</b>	<b>10.5</b>	<b>43</b>
<b>PV =</b>	<b>2.44</b>	<b>2.56</b>	<b>2.56</b>	<b>2.44</b>	

## COMPULSORY

### 301 Barracuda 1.9






From a **Back Layout Position**, the legs are raised to the vertical as the body is submerged to a **Back Pike Position** with the toes just under the surface. From that position, with the legs remaining perpendicular to the surface, a vertical upward *Thrust* of the legs and hips is rapidly executed as the body unrolls to assume a **Vertical Position**. Maximum height is desirable. Maintaining the **Vertical Position**, the body descends along its longitudinal axis, at the same tempo as the *Thrust*, until the toes are submerged.

				<b>Total</b>
NV =	10.0	31.0	15.0	56.0
PV =	1.79	5.54	2.68	

## Optional Group 1

### 360 Walkover Front 1.9

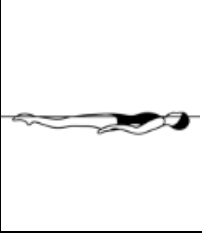

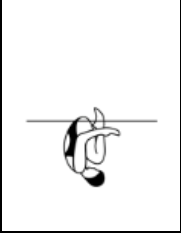
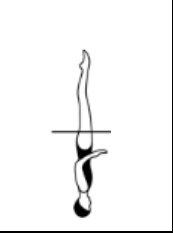
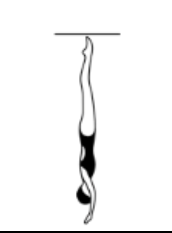
From a **Front Layout Position**, as the trunk moves downward to assume a **Surface Front Pike Position**, the buttocks, legs and feet travel along the surface until the hips occupy the position of the head at the beginning of this action. With the head and shoulders remaining vertically aligned with the hips, one leg is lifted in a 180° arc over the surface to a **Split Position**. The hips remain stationary as the front leg is lifted in a 180° arc over the surface to meet the opposite leg in a **Surface Arch Position**. With continuous foot first movement, the hips, chest and face surface sequentially at the same point, assuming a **Back Layout Position** as the head occupies the position of the hips at the beginning of this action.

					Total
NVT=	12.0	21.0	24.0	11.0	68
PV =	1.76	3.09	3.53	1.62	

## Optional Group 1

### 311 Kip 1.6






From a **Back Layout Position**, a partial Somersault Back Tuck is executed until the shins are perpendicular to the surface. The trunk unrolls as the legs are straightened to assume a **Vertical Position** midway between the former vertical line through the hips and the former vertical line through the head and the shins. A *Vertical Descent* is executed.

					Total
NVT=	3.0	2.0	23.0	14.0	42
PV =	0.71	0.48	5.48	3.33	

## Optional Group 2

### 420 Walkover Back 1.9




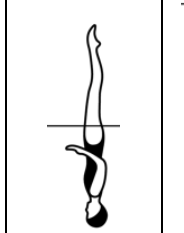
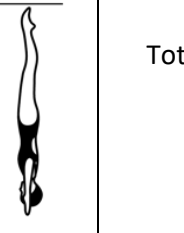
From a **Back Layout Position**, the head leads downward as a Dolphin (201) is initiated. The hips move along the surface to the point occupied by the head at the beginning of this action. The hips, legs and feet continue moving along the surface as the back is arched more to assume a **Surface Arch Position**. One leg is lifted in a 180° arc over the surface to a **Split Position**. The hips remain stationary as the back leg is lifted over the surface to meet the opposite leg in a **Surface Front Pike Position**. The feet and hips move along the surface until the body straightens to a **Front Layout Position** as the head surfaces at the position occupied by the hips at the beginning of this action.

					Total
NVT=	12.0	22.0	19.0	6.0	59.0
PV =	2.03	3.73	3.22	1.02	

## Optional Group 2

### 349 Tower 1.9

From a **Front Layout Position**, as the trunk moves downward to assume a **Surface Front Pike Position**, the buttocks, legs and feet travel along the surface until the hips occupy the position of the head at the beginning of this action. Without movement of the trunk, and with minimal change in water level, one leg is lifted to a **Fishtail Position**. Without movement of the vertical leg or trunk, the horizontal leg is lifted to meet the vertical leg to assume a **Vertical Position**. Maintaining the **Vertical Position**, the body descends along its longitudinal axis until the toes are submerged

					Total
NVT=	6.0	14.5	20.5	14.0	55.0
PV =	1.09	2.64	3.73	2.55	