

Product Guide

Tubular Daylighting Technologies
for Commercial Spaces



SOLATUBE
COMMERCIAL


Discover the technology that changed daylighting.

Capture

Raybender® Technology

A patented daylight-capturing dome lens that:

- Redirects low-angle sunlight
- Rejects overpowering summer sunlight
- Provides consistent daylighting through the year



LightTracker™ Reflector

An innovative in-dome reflector that:

- Redirects low-angle winter sunlight
- Increases light input for greater light output
- Delivers unsurpassed year-round performance

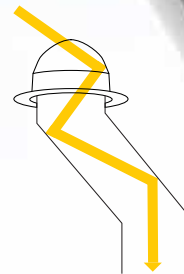


Transfer

Spectralight® Infinity

Tubing made of the world's most reflective material that:

- Offers the highest Specular Reflectivity up to 99.7%
- Provides the purest color rendition possible so colors are truer and brighter
- Long tube runs possible, including multistory and 90 degree turns with minimal light loss

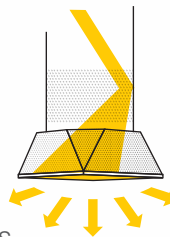


Deliver

Optical Lenses

New DaylightShaping™ Lens Technology

- Ability to direct light distribution for different visual effects
- Provide superior visual comfort



Daylight Dimmer

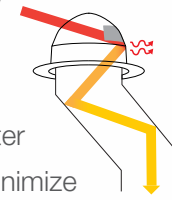
Adjusts daylight levels at the touch of a button



Thermal Control

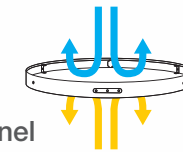
INFRAREduction™ Technology

A technology integrated into Spectralight® Infinity tubing that uses a proprietary process to filter out infrared wavelengths and minimize solar heat gain.



Thermal Insulation Panel

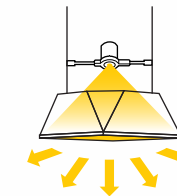
Provides unmatched thermal performance. Two climate controlled discs and a thermal break prevent conductive and convective heat transfer.



Integration

Integrated LED Light Kit

Allows integration of traditional light for a cleaner ceiling appearance and nighttime illumination from a single fixture.



The Right Products For Any Size Space



SkyVault® Series p 4-7
Large Tubes for Large Spaces



SolaMaster® Series p 8-11
Medium Spaces, Maximum Versatility



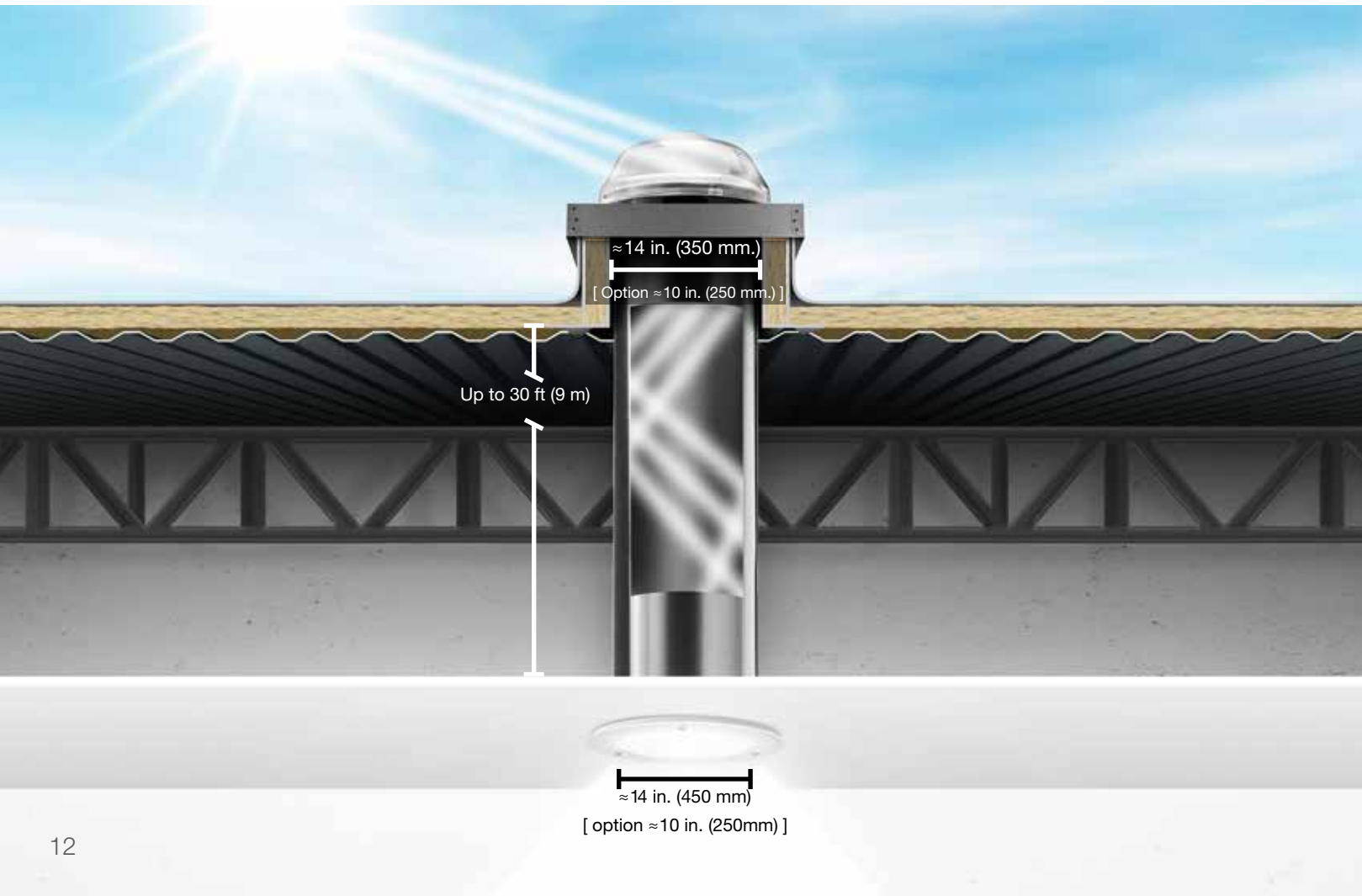
Brighten Up® Series p 12-15
Big Impact for Small Areas

Brighten Up Series

Big Impact for Small Spaces

Residential and smaller commercial spaces with corridors, restrooms and alcoves often suffer from lack of natural light. Solatube's Brighten Up Series is the perfect solution for bringing daylight to unexpected, hard-to-reach areas.

- CORRIDORS
- HALLWAYS
- RESTROOMS
- RESIDENTIAL



Brighten Up Series

Step 1 Bringing New Light to Dark Spaces.

The Brighten Up Series offers two different tubular daylighting devices, 160 DS and 290 DS, both of which are great solutions for small areas with ceiling heights under 10 ft. or where structural issues or aesthetic goals may limit the use of larger diameter tubes. And each can be utilized with hard, suspended or open ceilings.



290 Daylighting System

The Solatube 290 DS is ideal for filling small spaces with natural light like bathrooms, corridors, and coffee nooks.

- Tube diameter ≈14 in. (450 mm)
- Potential tube length ≈30 ft. (9 m)



160 Daylighting System

The Solatube 160 DS is ideal for illuminating smaller spaces like alcoves and hallways with soft, comfortable natural light.

- Tube diameter ≈10 in. (250 mm)
- Potential tube length ≈20 ft. (6 m)

Step 2 Mounting for Any Roof

The Brighten Up Series has leak-proof flashings to mount its domes on any roof type as well as curb caps and self-flashings for both pitched and non-pitched roofs.



Pitched

Flat



Curb Cap

Step 3 Diffusers for Beautiful Delivery

The Brighten Up Series offers a variety of diffuser options, which can be used with hard, suspended or open ceilings for different aesthetics.



Classic Vusion

OptiView® Shaping Diffusers

TierDrop

JustFrost

JustFrost Square

Step 4 Add-Ons & Accessories

From daylight dimming to integrated electric lights, you get the options you need to completely control your daylighting environment.



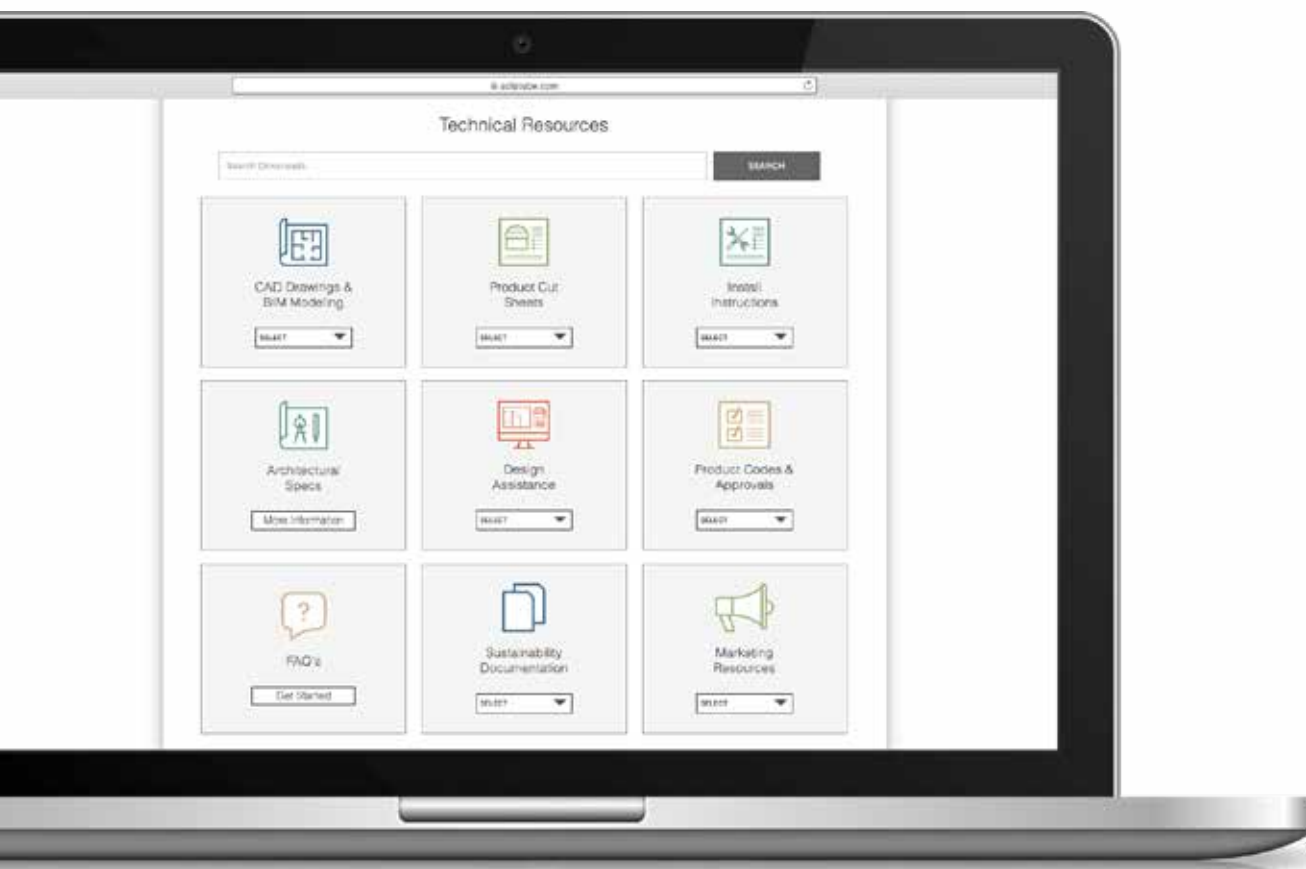
Integrated LED Light Kit
3,250 raw lumens only available
for 290 DS model

Daylight Dimmer

Technical Resources for You

Solatube provides all the Technical Resources needed to select, configure, install and promote the optimal Solatube product solution. This includes Architectural Specs, CAD drawings, cut sheets, sustainability information and more. Just search by technical categories or product categories to quickly find the resources you're looking for.

Go to solatube.com/Technical-Resources for more details



Solatube International, Inc. | 2210 Oak Ridge Way | Vista, CA 92081
888.765.2882 | ©2021 Solatube International, Inc.