

Product Guide

Tubular Daylighting Technologies
for Commercial Spaces



SOLATUBE
COMMERCIAL

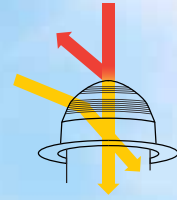
Discover the technology that changed daylighting.

Capture

Raybender® Technology

A patented daylight-capturing dome lens that:

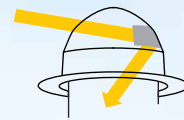
- Redirects low-angle sunlight
- Rejects overpowering summer sunlight
- Provides consistent daylighting through the year



LightTracker™ Reflector

An innovative in-dome reflector that:

- Redirects low-angle winter sunlight
- Increases light input for greater light output
- Delivers unsurpassed year-round performance

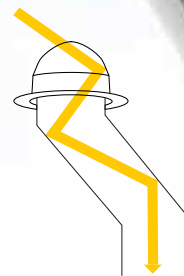


Transfer

Spectralight® Infinity

Tubing made of the world's most reflective material that:

- Offers the highest Specular Reflectivity up to 99.7%
- Provides the purest color rendition possible so colors are truer and brighter
- Long tube runs possible, including multistory and 90 degree turns with minimal light loss

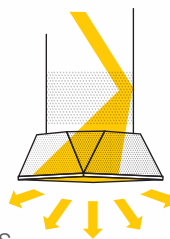


Deliver

Optical Lenses

New DaylightShaping™ Lens Technology

- Ability to direct light distribution for different visual effects
- Provide superior visual comfort



Daylight Dimmer

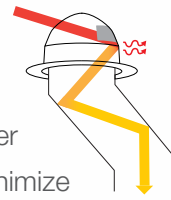
Adjusts daylight levels at the touch of a button



Thermal Control

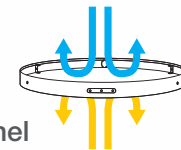
INFRAREduction™ Technology

A technology integrated into Spectralight® Infinity tubing that uses a proprietary process to filter out infrared wavelengths and minimize solar heat gain.



Thermal Insulation Panel

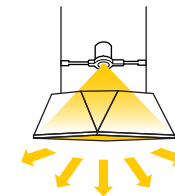
Provides unmatched thermal performance. Two climate controlled discs and a thermal break prevent conductive and convective heat transfer.



Integration

Integrated LED Light Kit

Allows integration of traditional light for a cleaner ceiling appearance and nighttime illumination from a single fixture.



The Right Products For Any Size Space



SkyVault® Series p 4-7
Large Tubes for Large Spaces



SolaMaster® Series p 8-11
Medium Spaces, Maximum Versatility



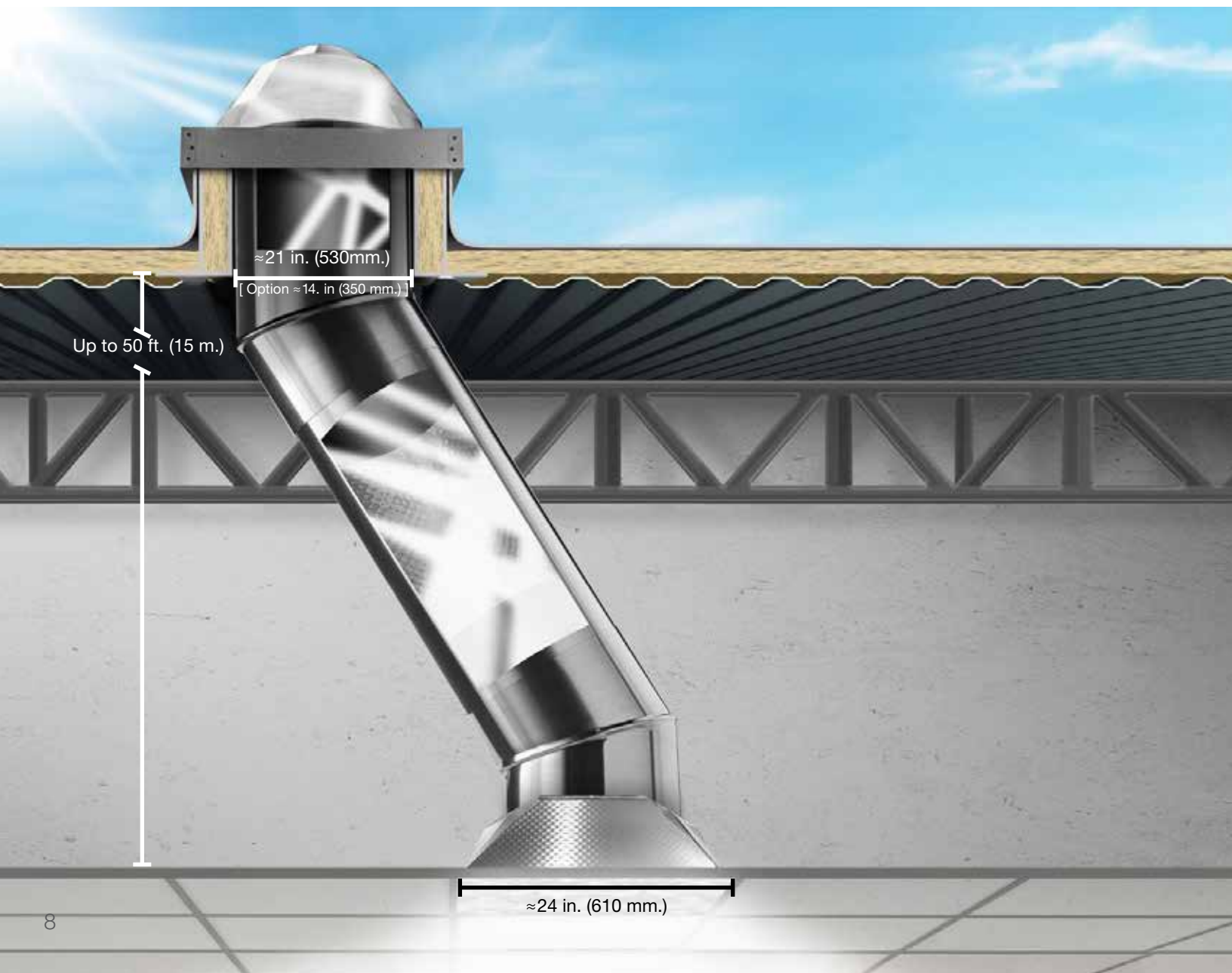
Brighten Up® Series p 12-15
Big Impact for Small Areas

SolaMaster Series

Medium Spaces, Maximum Versatility

The Solamaster Series is our flagship product for common commercial applications with ceiling heights from 8 ft. to 30 ft. This product has been used to daylight thousands of applications worldwide ranging from schools to offices to grocery stores.

- CLASSROOMS
- OFFICE SPACE
- RETAIL
- MEDICAL
- HOSPITALITY



SolaMaster Series

Step 1

Choose from 3 Models

With three different domes, varying extension tubing configurations and both open and closed ceiling options, SolaMaster products provide the versatility for numerous applications and sunlight conditions.



SolaMaster 750 DS

is designed to deliver consistent light output throughout the day. It effectively captures low-angle rays in the morning and late afternoon, but rejects midday summer rays to prevent glare, overlighting and overheating. Perfect for office and classroom spaces where a consistent level of light is required. Designed for either open or closed ceiling applications.

- Tube diameter ≈21 in. (530 mm)
- Potential tube length ≈50 ft. (15 m)

(750 DS-C model shown)



SolaMaster 330 DS

is designed to maximize light output at any time of day. It effectively captures low-angle rays in the morning and late afternoon, and maximizes midday sunlight for powerful performance. It is ideal for lighting spaces with open ceilings where variances in light levels don't create an issue for occupants. Optional model also available for suspended/hard ceiling applications.

- Tube diameter ≈21 in. (530 mm)
- Potential tube length ≈50 ft. (15 m)

(330 DS-O model shown)



SolaMaster 300 DS

is an optimal solution for applications with structural limitations at the roof level, for navigating obstructions in the plenum, or for lower ceiling heights. Designed for suspended ceiling systems.

- Tube diameter ≈14 in. (350 mm)
- Potential tube length ≈30 ft. (9 m)

Step 2

Curbs and Flashings: Mounting for Any Roof

Whatever your roof, whatever your application, Solatube has the component to meet all your needs for a weatherproof installation.


Visit solatube.com/commercial for more solutions.



Self Mounted Flashing



Curb Mounted Cap



Optional curbs now available

Step 3

Diffuser Options to Match Your Design

Diffuser options enhance the look of your interior while delivering highly diffuse, evenly-spread natural light. OptiView® Shaping Diffusers achieve differing light distribution for specific visual effects.

OptiView® Superwide provides increased high-angle illumination and extraordinary wall washing.

OptiView® Wide provides even, horizontal ambient illumination for our most common applications.

OptiView® Narrow allows highlighting of objects.



OptiView® Superwide



OptiView® Wide



OptiView® Narrow



OptiView® Shaping Diffusers



Prismatic Diffusers also available.

Step 4

Accessories for Total Daylighting Control

The SolaMaster Series offers a thermal insulation panel to minimize the thermal impact to the building, as well as a 0-10v daylight dimmer to control the levels of daylight in the space. And now, with our new dimmable LED featuring up to 10,000 lumens, you can keep your ceiling uncluttered while achieving your desired level of illumination, day or night.



Integrated LED Light Kit
Available in 3,250 lumens for 300 DS and 10,000 lumens for the 330 DS / 750 DS



Thermal Insulation Panel

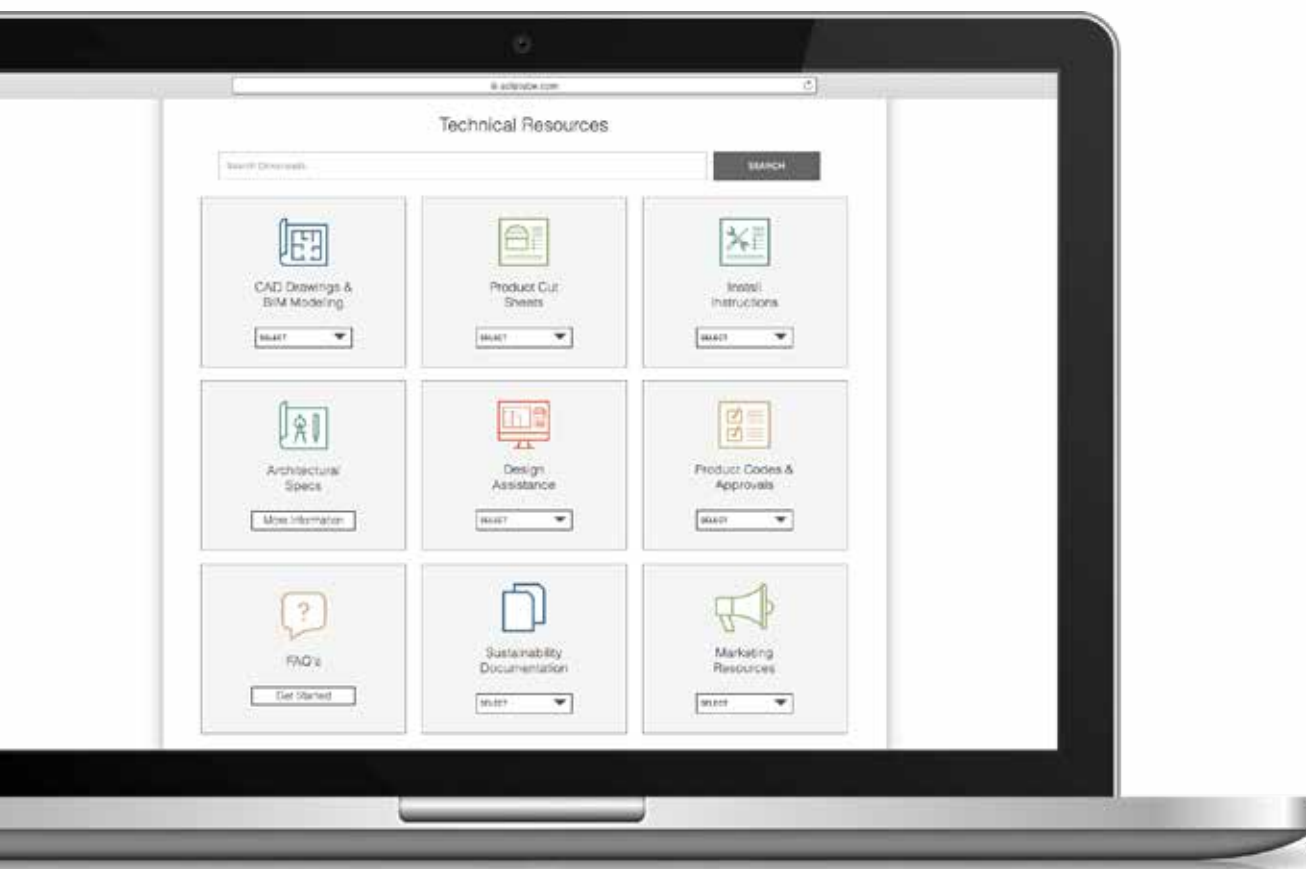


Daylight Dimmer

Technical Resources for You

Solatube provides all the Technical Resources needed to select, configure, install and promote the optimal Solatube product solution. This includes Architectural Specs, CAD drawings, cut sheets, sustainability information and more. Just search by technical categories or product categories to quickly find the resources you're looking for.

Go to solatube.com/Technical-Resources for more details



Solatube International, Inc. | 2210 Oak Ridge Way | Vista, CA 92081
888.765.2882 | ©2021 Solatube International, Inc.