



HY GLOBAL
KITCHEN & BATH

Cabinets Catalog

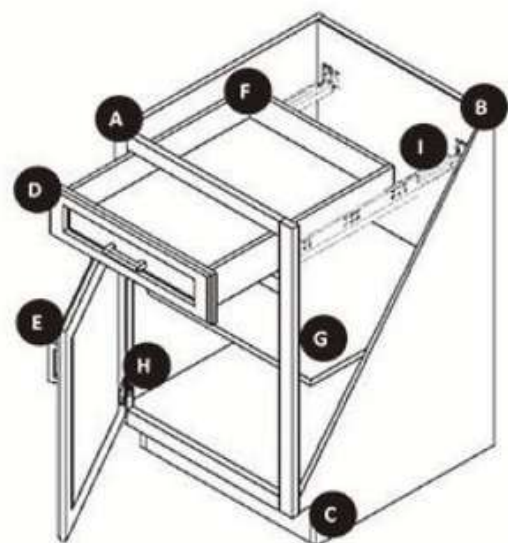
What is an American Style (Framed) Cabinet?

What is an American Style (Framed) Cabinet?

American cabinet manufacturers have traditionally built cabinets using a framed construction. In this type of cabinet construction, the rails and stiles form a 3/4 inch face "frame" at the front of the cabinet box. This frame resembles a flat picture frame attached to the door front, adding dimension to the door front. The cabinet doors are secured to the edge of the frame, which gives the cabinet strength and sturdiness.

Our American Style cabinets are made of solid wood doors face frames, and drawer faces with plywood construction cabinet boxes. The wood-dominant feel of the cabinets will bring your kitchen an elegant and timeless effect. To increase storage space efficiency, Our face-framed cabinet does not come with a center stile, allowing easier accessibility than other face-framed cabinets in the industry. HomeCo's face framed cabinets offer both traditional and contemporary designs.

FRAMED CABINETS



- A. 3/4" solid wood faceframe
- B. 1/2" high grade plywood box with matching interior finish
- C. 4 1/2" plywood toe kick
- D. Solid wood + MDF core drawer panel
- E. Solid wood + MDF core door panel
- F. 5/8" rubberwood dovetailed drawer box
- G. Adjustable 3/4" plywood shelf
- H. Adjustable soft-close concealed hinge
- I. Undermounted soft-close drawer slides



Solid wood doors & drawers



Dovetailed wood drawer box



Plywood box construction



3/4" solid wood faceframe



Matching color interior



Soft-close door hinge



Soft-close drawer slide



CARB2 & TSCA Compliant


FRAMED CABINETS IN-STOCK STYLES

FRAMELESS CABINETS IN-STOCK STYLES

HY GLOBAL
KITCHEN & BATH



© WHITE SHAKER



© LIGHT GREY SHAKER



© GREY SHAKER



© MAPLE SHAKER



© ESPRESSO SHAKER



© MATTE BLACK SHAKER



© ANTIQUE WHITE



© MAPLE WALNUT

MORE COLORS &
STYLE AVAILABLE
FOR PROJECTS
AND OEM
INQUIRIES

SEE PAGE 37-38



© COSMO SAND



© ARIA GREY



© DELANO GREY



© OXFORD WHITE



© ROYAL BLUE



Coming soon

© SMOKE OAK





HY GLOBAL
KITCHEN & BATH




FRAMED CABINETS

MATTE BLACK SHAKER (MBS)



HY GLOBAL
KITCHEN & BATH



FRAMED CABINETS

LIGHT GREY SHAKER (LGS)



MAPLE SHAKER
(MS)



ESPRESSO SHAKER
(ES)

FRAMED CABINETS

HY GLOBAL
KITCHEN & BATH



FRAMED CABINETS

GREY SHAKER
(GS)

HY GLOBAL
KITCHEN & BATH



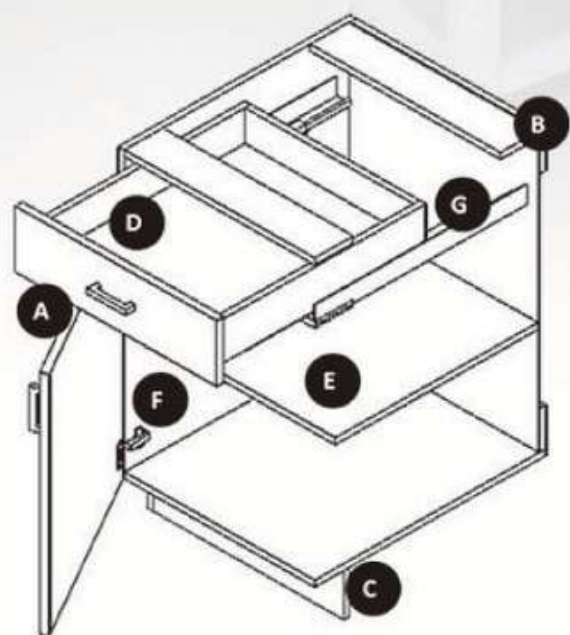
ANTIQUÉ WHITE
(AW)



MAPLE WALNUT
(MW)

FRAMED CABINETS

FRAMELESS CABINETS



- A. Solid wood/ MDF and high-grade thermofoil Full Overlay Door and Drawer Pane
- B. Frameless 3/4" Solid plywood construction
- C. 4 1/2" High Toe Kick Panel Thin 1/8
- D. Premium aluminum soft close drawer box
- E. 3/4 Solid plywood laminated in white with adjustable pegs
- F. Adjustable DTC style soft-close concealed hinges
- G. Soft-close undermount drawer glide


What is a European Style (Frameless) Cabinet?

Frameless cabinet construction is a European way of manufacturing cabinets that has become popular among customers seeking simple and more contemporary cabinet designs. Frameless cabinetry is sometimes called "full access cabinet" because it offers greater accessibility by eliminating the face frame. Instead, it relies on thicker box construction for stability. Only full overlay doors can be used, with hinges attached directly to the sides of the cabinet box.

Our European Style line of cabinets offers flat panel door styles with a variety of color selections from solid gloss colors to textured wood grain colors. We use high-quality 3/4" thick solid plywood for cabinet box construction to ensure maximum durability. European Style is great for achieving a more modern, simple yet high-end look in your kitchen and bathrooms.



3/4" plywood construction box



Soft close door



Soft close drawers



3/4" plywood adjustable shelf



White interior finish



CARB 2 / TSCA Certified



COSMO SAND
(CS)

SMOKE OAK
(SO)

FRAMELESS CABINETS

HY GLOBAL
KITCHEN & BATH



ARIA GREY
(AG)



DELANO GREY
(DG)

FRAMELESS CABINETS

HY GLOBAL
KITCHEN & BATH



OXFORD WHITE
(OW)

ROYAL BLUE
(RB)





Scratch Resistant



Stain Resistant



Heat Resistant



Easy Maintenance



Crack Resistant



Color Consistency

	Quartz	Granite	Laminate	Solid Surface
Scratch Resistant	✓	✓		
Stain Resistant	✓		✓	✓
Heat Resistant	✓	✓		
Resistant to many Household chemicals, acids and solvents	✓			✓
Easy Maintenance	✓			
Nonabsorbent and Nonporous	✓			✓
Mold and Mildew Resistant	✓			
Color Consistency	✓		✓	✓



In stock:
 26" x 110"
 36" x 110"
 42" x 110"
 52" x 110"
 6" x 108"

Special Order:
 63" x 126"
 Project Cut-to-Size

AMERICAN STYLE CABINETS/FACE FRAMED

Face framed cabinets are traditionally built cabinets with a 1 1/2" face frame that covers the front of the cabinet box. The doors then attach to the face frame, giving an added dimension to the door front. To increase storage space efficiency, HY GLOBAL's face framed cabinets does not come with a center stile, allowing easier accessibility than other face framed cabinets in the industry. HY GLOBAL's face framed cabinets offers both traditional and contemporary designs.

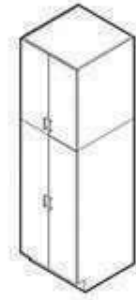
CABINETS TYPE	American Faceframe
FACEFRAME	3/4" Thick solid wood semi-full overlay
DOOR STYLE	3/4" Thick Solid Wood with MDF center core-pane
CABINET BOX TYPE	1/2" Full Plywood/Construction with back panels
DOOR HINGES	Soft-closing adjustable concealed hinges
DRAWER BOX	5/8" Rubberwood with Dove-Tailed Joint construction
DRAWER GLIDE	Soft-closing, full-extension, & undermounted glides
BOX FINISH	interior and exterior match color of face front
FORMALDEHYDE	CARB2 & TSCA Title VI

EUROPEAN STYLE CABINETS/FRAMELESS

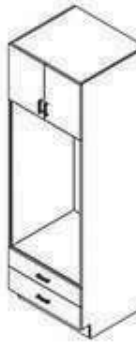
Frameless cabinet construction is an European way of manufacturing cabinets that has become popular among American homeowners seeking simple and more contemporary cabinet designs. Frameless cabinet offers greater accessibility by eliminating the face frame. Instead, it relies on thicker box construction for stability. HY GLOBAL's frameless cabinet offers full overlay doors, high quality 3/4" thick solid plywood for cabinet box construction to achieve maximum stability.

CABINETS TYPE	European frameless
DOOR FRONT	3/4" Solid Wood or MDF and high grade thermofoil
DRAWER FACE	Same as door front
CABINET BOX TYPE	Frameless with full overlay doors
CABINET BOX	3/4" Solid plywood construction
SHELVES	3/4" Solid plywood laminated in white with adjustable
DOOR HINGES	pegs Adjustable DTC style Soft-closing concealed
DRAWER BOX	hinges Premium aluminum soft close drawer box
DRAWER SLIDE	Soft-closing & undermounted glides
OVERLAY	FULL OVERLAY

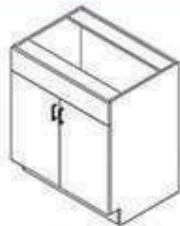
Model	Framed Cabinets								Frameless Cabinets			
	MBS	ES	MS	WS	MW	AW	GS	LGS	OW	AG	DG	RB
TALL DOUBLE DOOR PANTRY BASE & TOP (Width x 24" D x 84/90/94"H)												
PC2454B	✓	✓	✓	✓	✓	✓	✓	✓	✓	✓	✓	✓
PC2430T	✓	✓	✓	✓	✓	✓	✓	✓	✓	✓	✓	✓
PC2436T	✓	✓	✓	✓	✓	✓	✓	✓	✓	✓	✓	✓
PC2440T	✓	✓	✓	✓	✓	✓	✓	✓	✓	✓	✓	✓
PC3054B	✓	✓	✓	✓	✓	✓	✓	✓	✓	✓	✓	✓
PC3030T	✓	✓	✓	✓	✓	✓	✓	✓	✓	✓	✓	✓
PC3036T	✓	✓	✓	✓	✓	✓	✓	✓	✓	✓	✓	✓
PC3040T	✓	✓	✓	✓	✓	✓	✓	✓	✓	✓	✓	✓



Model	Framed Cabinets								Frameless Cabinets			
	MBS	ES	MS	WS	MW	AW	GS	LGS	OW	AG	DG	RB
OVEN CABINET BASE & TOP (Width x 24" D x 84/90/94"H)												
OVD3072B	✓	×	×	×	×	×	×	×	✓	✓	✓	✓
OVD3012T	×	×	×	×	×	×	×	×	✓	✓	✓	✓
OVD3018T	×	×	×	×	×	×	×	×	✓	✓	✓	✓
OVD3022T	×	×	×	×	×	×	×	×	✓	✓	✓	✓
OVD3172B	✓	✓	✓	✓	✓	✓	✓	✓	×	×	×	×
OVD3112T	✓	✓	✓	✓	✓	✓	✓	✓	×	×	×	×
OVD3118T	✓	✓	✓	✓	✓	✓	✓	✓	×	×	×	×
OVD3122T	✓	✓	✓	✓	✓	✓	✓	✓	×	×	×	×



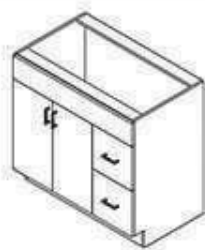
Model	Framed Cabinets								Frameless Cabinets			
	MBS	ES	MS	WS	MW	AW	GS	LGS	OW	AG	DG	RB
VANITY SINK BASE WITH DOUBLE DOOR (WIDTH x 21" D x 34 1/2"H)												
V2421	✓	✓	✓	✓	✓	✓	✓	✓	✓	✓	✓	✓
V3021	✓	✓	✓	✓	✓	✓	✓	✓	✓	✓	✓	✓
V3621	✓	✓	✓	✓	✓	✓	✓	✓	✓	✓	✓	✓



Model	Framed Cabinets								Frameless Cabinets			
	MBS	ES	MS	WS	MW	AW	GS	LGS	OW	AG	DG	RB
VANITY 3-DRAWERS BASE (WIDTH x 21" D x 34 1/2"H)												
VDB1221	✓	✓	✓	✓	✓	✓	✓	✓	✓	✓	✓	✓
VDB1521	✓	✓	✓	✓	✓	×	×	✓	×	×	×	×
VDB1821	✓	✓	✓	✓	✓	✓	✓	✓	✓	✓	✓	✓
VDB2421	✓	×	×	✓	×	×	×	×	×	×	×	×



Model	Framed Cabinets								Frameless Cabinets			
	MBS	ES	MS	WS	MW	AW	GS	LGS	OW	AG	DG	RB
VANITY SINK BASE WITH DRAWERS (WIDTH x 21" D x 34 1/2"H)												
V3021DLR	✓	✓	✓	✓	✓	✓	✓	✓	×	×	×	×
V3621DLR	✓	✓	✓	✓	✓	✓	✓	✓	×	×	×	×

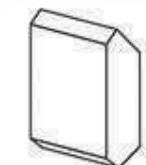


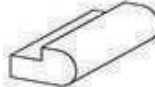












Model	Framed Cabinets								Frameless Cabinets			
	MBS	ES	MS	WS	MW	AW	GS	LGS	OW	AG	DG	RB
V4821DLR	✓	✓	✓	✓	✓	✓	✓	✓	×	×	×	×
V6021DLR	×	×	×	✓	×	×	×	×	×	×	×	×
V6021DC	×	×	×	✓	×	×	×	×	×	×	×	×



CABINET ACCESSORIES

Model	Descriptions	Framed Cabinets								Frameless Cabinets			
		MBS	ES	MS	WS	MW	AW	GS	LGS	OW	AG	DG	RB
WF330	Wall/Base Filler 3" x 30"	✓	✓	✓	✓	✓	✓	✓	✓	✓	✓	✓	
WF336	Wall Filler 3" x 36"	×	×	×	×	×	×	×	✓	✓	✓	✓	
WF340	Wall Filler 3" x 40"	✓	✓	✓	✓	✓	✓	✓	✓	✓	✓	✓	
WF640	Wall Filler 6" x 40"	✓	✓	✓	✓	✓	✓	✓	✓	✓	✓	✓	
TF1.5	Tall Filler 1 1/2" x 96"	×	✓	✓	✓	✓	✓	✓	×	×	×	×	
TF296	Tall Filler 2" x 96"	×	×	×	×	×	×	×	✓	✓	✓	✓	
TF396	Tall Filler 3" x 96"	×	✓	✓	✓	✓	✓	✓	✓	✓	✓	✓	
TF696	Tall Filler 6" x 96"	×	×	×	✓	×	×	✓	×	×	×	×	
BFD2430	Base Fake Door Panel 24" x 30"	✓	✓	✓	✓	✓	✓	✓	×	×	×	×	
WFD1230	Wall Fake Door Panel 12" x 30"	✓	✓	✓	✓	✓	✓	✓	×	×	×	×	
WFD1236	Wall Fake Door Panel 12" x 36"	✓	✓	✓	✓	✓	✓	✓	×	×	×	×	
WFD1240	Wall Fake Door Panel 12" x 40"	✓	✓	✓	✓	✓	✓	✓	×	×	×	×	
CM2-Curve	Crown Moulding Curve 2"	✓	✓	✓	✓	✓	✓	✓	×	×	×	×	
CM4-Curve	Crown Moulding Curve 4"	✓	✓	✓	✓	✓	✓	✓	×	×	×	×	
CM2-Flat	Crown Moulding Flat 3"	✓	✓	✓	✓	✓	×	✓	×	×	×	×	
CM3-Flat	Crown Moulding Flat 3"	✓	✓	✓	✓	✓	×	✓	×	×	×	×	



Model	Descriptions	Framed Cabinets									Frameless Cabinets			
		MBS	ES	MS	WS	MW	AW	GS	LGS	OW	AG	DG	RB	
	LM8 Light Moulding 1 3/8" x 7/8" x 8"	✓	✓	✓	✓	✓	✓	✓	✓	✓	×	×	×	×
	TK Toe Kick 4 1/2" x 1/2" x 8'	×	✓	✓	✓	✓	✓	✓	✓	✓	✓	✓	✓	✓
	SM Scribe Moulding 3/4" x 1/8" x 8'	✓	✓	✓	✓	✓	✓	✓	✓	✓	✓	×	×	×
	OCM Outside Corner Moulding 3/4" x 3/4" x 8'	×	✓	✓	✓	✓	✓	✓	✓	✓	✓	×	×	×
	DWR Dishwasher Panel with 1.5 Filler	✓	✓	✓	✓	✓	✓	✓	✓	×	×	×	×	×
	BDP Base Decorative Panel 26 1/2" x 34.5" x 3/4"	×	×	×	×	×	×	×	×	✓	✓	✓	✓	✓
	BIP Base Decorative Island Panel 26 1/2" x 34.5" x 3/4"	×	×	×	×	×	×	×	×	✓	✓	✓	✓	✓
	RR96 Refrigerator Panel 24" x 96" x 1/2"	✓	✓	✓	✓	✓	✓	✓	✓	✓	✓	✓	✓	✓
	FP24X96X1/8 Skin Panel 24" x 96" x 1/8"	×	✓	✓	✓	✓	✓	✓	✓	✓	✓	✓	✓	✓
	FP34.5X96X1/8 Island Skin Panel 34.5" x 96" x 1/8"	✓	✓	✓	✓	✓	✓	✓	✓	✓	✓	✓	✓	✓
	PNL34.5X96X5/8 Island Finish Panel Thick 96" x 34.5" x 5/8"	×	×	×	×	×	×	×	×	✓	✓	✓	✓	✓
	WDP30 Wall Decorative Panel 12" x 30"	×	×	×	×	×	×	×	×	✓	✓	✓	✓	✓
	WDP36 Wall Decorative Panel 12" x 36"	×	×	×	×	×	×	×	×	✓	✓	✓	✓	✓
	WDP40 Wall Decorative Panel 12" x 40"	×	×	×	×	×	×	×	×	✓	✓	✓	✓	✓
	WFP30 Wall Finish Panel 12" x 30"	×	×	×	×	×	×	×	×	✓	✓	✓	✓	✓
	WFP36 Wall Finish Panel 12" x 36"	×	×	×	×	×	×	×	×	✓	✓	✓	✓	✓
	WFP40 Wall Finish Panel 12" x 40"	×	×	×	×	×	×	×	×	✓	✓	✓	✓	✓

Model	Descriptions	Framed Cabinets									Frameless Cabinets			
		MBS	ES	MS	WS	MW	AW	GS	LGS	OW	AG	DG	RB	
	BTD15 / BTB15 Trash Can with Soft-Close Slide Single/ Double Can #BTD: Apply to Framed Cabinet B15/ B18/ B21 #BTB: Apply to Framed/ Frameless Cabinet B15/ B18	×	✓	✓	✓	✓	✓	✓	✓	✓	✓	✓	✓	✓
	BTD18 / BTB18	×	✓	✓	✓	✓	✓	✓	✓	✓	✓	✓	✓	✓
	BTD21	×	✓	✓	✓	✓	✓	✓	✓	✓	✓	✓	✓	✓
	LAZ33 Two Shelves Metal Wire Lazy Susan Set Apply to Cabinet BLS33/BLS36	×	✓	✓	✓	✓	✓	✓	✓	✓	✓	✓	✓	✓
	LAZ36	×	✓	✓	✓	✓	✓	✓	✓	✓	✓	✓	✓	✓
	BPP BOX Spicy Pull-Out Wood Shelf w/Soft-Close Slides Apply to Framed Cabinet B09F 4 7/8" x 25 5/8" x 19 1/2"	×	✓	✓	✓	✓	✓	✓	✓	✓	×	×	×	×
	GR30 Wall Glass Rack Apply to Framed Cabinet WWR3015	×	✓	✓	✓	✓	✓	✓	✓	✓	×	×	×	×
	PR3*34.5 Decorative Roman Post 3"x3"x34.5"H	×	✓	✓	✓	✓	✓	✓	✓	✓	×	×	×	×
	PR6*34.5 Decorative Roman Post 6"x6"x34.5"H	×	✓	✓	✓	✓	✓	✓	✓	✓	×	×	×	×
	ROT18 Roll Out Tray w/Soft-Close Slides Apply to 18"W~36"W Framed Cabinet	×	✓	✓	✓	✓	✓	✓	✓	✓	×	×	×	×
	ROT21	×	✓	✓	✓	✓	✓	✓	✓	✓	×	×	×	×
	ROT24	×	✓	✓	✓	✓	✓	✓	✓	✓	×	×	×	×
	ROT27	×	✓	✓	✓	✓	✓	✓	✓	✓	×	×	×	×
	ROT30	×	✓	✓	✓	✓	✓	✓	✓	✓	×	×	×	×
	ROT33	×	✓	✓	✓	✓	✓	✓	✓	✓	×	×	×	×
	ROT36	×	✓	✓	✓	✓	✓	✓	✓	✓	×	×	×	×
	WB-B09TR Spicy Pull-Out Wood Shelf w/Soft-Close Slides Apply to Frameless Cabinet B09F 4 7/8" x 25 5/8" x 19 1/2"	×	×	×	×	×	×	×	×	×	✓	✓	✓	✓
	WB-ROT18 Roll Out Tray w/Soft-Close Slides Apply to 18"W~36"W Frameless Cabinet	×	×	×	×	×	×	×	×	×	✓	✓	✓	✓
	WB-ROT21	×	×	×	×	×	×	×	×	×	✓	✓	✓	✓
	WB-ROT24	×	×	×	×	×	×	×	×	×	✓	✓	✓	✓
	WB-ROT27	×	×	×	×	×	×	×	×	×	✓	✓	✓	✓
	WB-ROT30	×	×	×	×	×	×	×	×	×	✓	✓	✓	✓
	WB-ROT33	×	×	×	×	×	×	×	×	×	✓	✓	✓	✓
	WB-ROT36	×	×	×	×	×	×	×	×	×	✓	✓	✓	✓

LAMINATED DOOR

DOOR SKIN: LAMINATE

DOOR PANEL: PARTICLE BOARD

EDGE: EDGE BANDING

NOTABLE FEATURE: FOUR EDGES ARE
EDGE Banded



Agate

Beach Cocoa



Basswood

Bar Red




T03091-3H



Beach Techwood

Beige



HCT30166




Blackwood Khaki

Bernese Oak





Caliphate Silver




Cabbage




Camel Brown



Caramel



Cappuccino Brown





Dark Eucalyptus wood

Cinnabar

Cordona Deep Stone Grain



T03021-1Y



Dark Walnut



Dark Night Green



Dark Roman walnut






Dull gray

Dome Caramel Pattern

Dome Grey Pattern




T03021-11Y



Etro Impressions-Coffee


Etro Impressions- Blue

Enamel Eucalyptus






Fanes Wood



Fanes Wood - Grey



Etro Impressions- White





Gray basalt



Finsa Oak



Fashion Grey





Jaguar Green



Iceberry Pink



Hermès Orange-1





Light Walnut



Latte Light grey



Jivan Slate





Luan Fei Pleasure-4



Luan Fei Pleasure-2



Light Yellow Techwood





Milky Ash



Milan White



MARBLE





Nine Dragons Silver Oak



Mojito Gray



Moby Blue Stone





Oude Stone Pattern
- Light



ORANGE



Nine Dragons Yellow Oak





Raspberry


Pine Brown Locust

Oude Stone
Pattern - Dark






Smoked oak



Shaba Maki



Reed Blue






St. Gallen Oak



Sophisticated Gray



Roman Walnut





Stark Oak-1

Stark Oak-2

Stark Oak-3







Stark Oak-4

Straight-grain
brown oak

Straight-grain
mixed oil oak-4






Straight-grain
mixed oil oak-5

Versailles
Pattern - Dark


Straight-grain
yellow oak





Versailles Pattern -
Light

Water Pink





Wing-1



Wing-2



Wing-3

