

FCC CERTIFIED

SHARPER IMAGE®



# FLEXI WRAP

MODEL:CHFW-3

This device complies with part 15 of the FCC Rules. Operation is subject to the following two conditions: (1) This device may not cause harmful interference, and (2) this device must accept any interference received, including interference that may cause undesired operation.

Note: This product has been tested and found to comply with the limits for a Class B digital device, pursuant to part 15 of the FCC Rules. These limits are designed to provide reasonable protection against harmful interference in a residential installation. This product generates, uses and can radiate radio frequency energy and, if not installed and used in accordance with the instructions, may cause harmful interference to radio communications. However, there is no guarantee that interference will not occur in a particular installation. If this product does cause harmful interference to radio or television reception, which can be determined by turning the product off and on, the user is encouraged to try to correct the interference by one or more of the following measures:

- Reorient or relocate the receiving antenna.
- Increase the separation between the product and receiver.
- Connect the product into an outlet on a circuit different from that to which the receiver is connected.
- Consult the dealer or an experienced radio/TV technician for help.

Changes or modifications not expressly approved by the party responsible for compliance could void the user's authority to operate the equipment.



**Need Assistance? Please visit,  
[www.calmingheattips.com](http://www.calmingheattips.com)  
for additional information about your  
Flexi Wrap Weighted Heating Pad.**

This Class B digital apparatus complies with Canadian ICES-003.

**Need Assistance? Please visit,  
[www.calmingheattips.com](http://www.calmingheattips.com)  
for additional information about your  
Flexi Wrap Weighted Heating Pad.**

© 2021 Allstar Innovations.  
All Rights Reserved.  
Calming Heat is a trademark  
of Allstar Innovations.  
Made in China  
Patent Pending  
Item# CWT 17003

CHFW-3-IM4

# IMPORTANT SAFETY INSTRUCTIONS

## DO NOT DESTROY

**DANGER:** TO REDUCE RISKS OF BURNS, ELECTRIC SHOCK, FIRE, AND PERSONAL INJURY, THIS PRODUCT MUST BE USED IN ACCORDANCE WITH THE FOLLOWING INSTRUCTIONS:

1. READ ALL INSTRUCTIONS.
2. DO NOT USE WHILE SLEEPING.
3. DO NOT USE ON AN INFANT OR ON AN ANIMAL.
4. THIS PAD IS NOT TO BE USED ON OR BY AN INVALID, SLEEPING, HELPLESS OR UNCONSCIOUS PERSON, A PERSON WITH DIABETES, A PERSON WITH POOR BLOOD CIRCULATION OR INSENSITIVITY TO HEAT.
5. THIS APPLIANCE IS NOT TO BE USED BY CHILDREN. CLOSE SUPERVISION IS NECESSARY WHEN ANY APPLIANCE IS USED NEAR CHILDREN. CHILDREN SHOULD NOT PLAY WITH THE APPLIANCE.
6. DO NOT USE ON AREAS OF INSENSITIVE SKIN.
7. BURNS CAN OCCUR REGARDLESS OF CONTROL SETTING, CHECK SKIN UNDER PAD FREQUENTLY.
8. DO NOT USE IN AN OXYGEN ATMOSPHERE.
9. DO NOT USE PINS OR OTHER METALLIC MEANS TO FASTEN THIS PAD IN PLACE.
10. DO NOT SIT ON, AGAINST, OR CRUSH PAD – AVOID SHARP FOLDS. PLACE PAD ON TOP OF AND NOT UNDER THE PART OF BODY NEEDING HEAT.
11. UNPLUG WHEN NOT IN USE. NEVER LEAVE APPLIANCE UNATTENDED, ESPECIALLY IF CHILDREN ARE PRESENT.
12. NEVER PULL THIS PAD BY THE SUPPLY CORD. DO NOT USE THE CORD AS A HANDLE. DO NOT PINCH CORD.
13. DO NOT TUCK IN, TRAP, FOLD, CROSS, PINCH OR WRAP CONTROLLER OR CORD WITH HEATING PAD DURING USE.
14. NEVER LEAVE THIS PAD CONNECTED TO AN ELECTRICAL SUPPLY CIRCUIT WHEN NOT IN ACTUAL USE. WHEN NOT IN USE THIS PAD SHOULD BE KEPT IN A COOL, DARK, DRY PLACE – PREFERABLY IN THE ORIGINAL CARTON.

# FAQ

## Why doesn't my Flexi Wrap feel hot enough?

Please ensure that the controller of Flexi Wrap is facing away from your body (Page #2, Image 4). Using it on the opposite side will make the pad feel substantially cooler.

## What do I do if my heating pad unexpectedly shuts off or won't turn on (not including auto-off)?

The Calming heat™ Flexi Wrap comes with built-in overheat protection. If both buttons are blinking red, unplug the unit from the outlet and wait 5 minutes. Plug adapter back into the outlet and power the unit on again.

## What if I leave my Flexi Wrap on by accident?

Flexi Wrap comes with a 2 hr. auto-off heat feature and a 15 min. auto-off for the vibration feature on the (deluxe model).

## Can I sleep with my Flexi Wrap?

No one must lean on or fall asleep with the pad on. Falling asleep with the pad on can cause burns and be a potential fire hazard.

## For more information on this product, please visit

<https://calmingheattips.com/flexi-wrap>

# WASHING INSTRUCTIONS

**CAUTION: DO NOT DRY CLEAN! DO NOT BLEACH!  
DO NOT USE WRINGER!**

1. Disconnect pad from outlet.
2. Spot clean with damp rag or mild detergent
3. Lay flat to dry
4. Do NOT submerge in water
5. Do not plug in pad and pad connector until they are completely dry.

## PRODUCT SPECIFICATIONS

<b>Pad Size:</b>	39.37" x 2.56"
<b>Power Rating:</b>	Input: 100-240V 50/60Hz .065A Max Output: 12V 2000mA
<b>Auto Shut-Off Timer</b>	Heat 2 Hours Massage 15 Minutes
<b>3 Massage Settings: Auto Off 15 Minutes</b>	Low Speed Constant Med Speed Constant High Speed Constant
<b>3 Heat Settings: Auto Off 2 Hours</b>	Low Temp Range (~97F) Med Temp Range (~127F) High Temp Range (~135F)

15. CAREFULLY EXAMINE PAD, COVER, CORD AND CONTROLLER BEFORE EACH USE. DISCARD THE PAD IF ANY SIGN OF DETERIORATION, WEAR OR DAMAGE. DO NOT TAMPER WITH THIS PAD IN ANY WAY. THERE ARE NO USER SERVICEABLE PARTS. IF PAD DOES NOT FUNCTION SATISFACTORILY, SEE WARRANTY FOR CONTACT CUSTOMER SERVICE.
16. LOOP CORD LOOSELY WHEN STORING, TIGHT WRAPPING MAY DAMAGE CORD AND INTERNAL PARTS. ALLOW TO COOL BEFORE STORING AND DO NOT CREASE BY PLACING ITEMS ON TOP OF IT. STORE IN THE ORIGINAL PACKAGING, IN A COOL, DARK, DRY PLACE.
17. USE THIS PAD ONLY AT RATED VOLTAGE, AS MARKED ON THE PRODUCT. DO NOT USE WITH GENERATORS, POWER CONVERTERS, OR INVERTERS.
18. DO NOT USE THIS PAD WITH LINIMENT, SALVE OR OINTMENT PREPARATIONS. SKIN BURNS COULD RESULT.
19. THIS APPLIANCE IS NOT INTENDED FOR MEDICAL USE IN HOSPITALS.
20. MODELS WITH A MASSAGE FUNCTION: DO NOT MASSAGE WHEN PAIN IS PRESENT, OR AREAS THAT ARE SWOLLEN, INFLAMED, COVERED WITH SKIN ERUPTIONS OR UNEXPLAINED PAIN. CONSULT A PHYSICIAN BEFORE USING ANY EQUIPMENT OF THIS TYPE.
21. MODELS MAY CONTAIN FILLING MATERIALS (CLAY BEADS). IF FILLING MATERIAL IS RELEASED DUE TO PRODUCT DAMAGE, DISCONTINUE USE OF PRODUCT. DO NOT INGEST FILLING MATERIAL. IF FILLING MATERIAL IS INGESTED, SEEK MEDICAL ATTENTION.
22. DO NOT DRY CLEAN, DO NOT BLEACH, DO NOT IMMERSE IN WATER.
23. NEVER USE PAD IF THE PRODUCT FABRIC IS NOT INTACT
24. SAVE THESE INSTRUCTIONS.

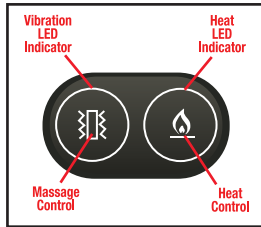

## RESET INSTRUCTIONS

If your heating pad unexpectedly shuts off (not including the Auto-Off setting feature), follow these steps:

1. Unplug the unit.
2. Wait 5 minutes.
3. Plug unit in and operate normally.

# INSTRUCTIONS

1. Plug into any 120 volt AC electrical outlet and turn the switch to the ON position.
2. Wrap heating pad on the desired location with the controller facing away from body.
3. Select desired heat and/or massage level. To turn OFF, press button and hold for 3 seconds.
4. Wait for the pad to heat up.
5. Avoid sitting on or crushing pad. Avoid folding during use.



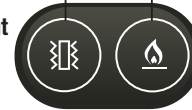
# CONTROLLER FEATURES

## Intensity Settings



### Massage

- Press & Hold 3 Seconds = Low Constant
- Press x2 = Med Constant
- Press x3 = High Constant
- Press & Hold 3 Seconds = Off



### Heat

- Press & Hold 3 Seconds = Low
- Press x2 = Med
- Press x3 = High
- Press & Hold 3 Seconds = Off

### AUTO-OFF FEATURE -

This product includes an Auto-Off Feature: The heating function will turn off automatically after 2 hours of continuous use, and the vibration feature will turn off after 15 minutes of continuous use.

**NOTE:** After a power outage, the Auto-Off feature automatically resets the timer.