



SPRAYMART

2024



NORTH AMERICA'S LARGEST PRESSURE WASHER PARTS & ACCESSORIES RESOURCE

ARE YOU USING SPRAYMART.COM?

Email info@spraymart.com to get your log in & password set up!

Spraymart account number required.

FEATURES INCLUDE:

- Quicker Order Entry System
- Check Order Status
- Review Invoices
- View Price Lists and Catalogs
- Create User Accounts for your Team
- Need Help?
Website guides available
under "About Us"

SYMBOL LEGEND



NEW SYMBOL

New products brought to you by Spraymart.



LOWER PRICE SYMBOL

Products brought to you at a new lower price.



MAX STOCK SYMBOL

Items with fast shipping available. We are striving to keep popular items stocked and available at all times.



NEW OFFERING SYMBOL

Industry favorites added to the Spraymart product line up.


TABLE OF CONTENTS

■ COLD WATER PRESSURE WASHERS	5
■ PRESSURE WASHER ACCESSORIES	9
■ GUNS & LANCES	26
■ HOSES	36
■ COUPLERS, FITTINGS & FILTERS	46
■ NOZZLES	64
■ PUMPS & PUMP KITS	82
■ UNLOADERS, INJECTORS, VALVES & GAUGES	114
■ ENGINES, MOTORS & PULLEYS	139
■ BURNERS	147
■ ELECTRICAL COMPONENTS	163
■ CHASSIS COMPONENTS	177
■ CAR WASH BAY ACCESSORIES	180
■ AG SPRAY ACCESSORIES	187
■ INDEX	196
■ SPRAYMART TERMS & CONDITIONS	205

HD SERIES GAS



Corrosion-resistant and light-weight, our HD Series Gas aluminum pressure washers have a durable weldless, modular frame that can be utilized as a cart or converted to a skid (optional - sold separately) for maximum cleaning versatility and durability. Easy to maneuver with puncture proof, flat free tires. These reliable Vanguard powered pressure washers offer a bypass loop for additional pump protection, 7-year pump warranty on the oil end of the pump. The simple design of the HD Gas helps get the job done quickly and without hassle.



Features


- Up to 5.0 GPM, 4000 PSI
- Belt or direct drive models with a reliable Vanguard or Honda engine
- Durable VRT3 unloader with bypass loop diverts water flow when trigger gun is not activated
- Compact Footprint with aluminum frame - modular design - converts easily from cart to skid

TECHNICAL DATA

MODEL	PART NO.	GPM	PSI	DRIVE	START	PUMP	CC	ENGINE	SHIP WT. (LBS)	SHIP DIMENSIONS (L X W X H) INCHES	LIST PRICE
HD 3.5/35 G	1.107-421.0	3.5	3500	Direct	Recoil	Crankcase	270	Vanguard 300	130	45 x 28 x 29	\$1,815.00
HD 4.0/40 G	1.107-429.0	4.0	4000	Direct	Recoil	Crankcase	389	Vanguard 400	149	45 x 28 x 29	\$2,065.00
HD 4.0/40 Ge	1.107-435.0	4.0	4000	Direct	Electric	Crankcase	389	Vanguard 400	158	45 x 28 x 29	\$2,520.00
HD 3.5/35 GB	1.107-422.0	3.5	3500	Belt	Recoil	Crankcase	270	Vanguard 300	156	45 x 28 x 29	\$2,255.00
HD 4.0/40 GB	1.107-430.0	4.0	4000	Belt	Recoil	Crankcase	389	Vanguard 400	160	45 x 28 x 29	\$2,695.00
HD 4.0/40 GeB	1.107-434.0	4.0	4000	Belt	Electric	Crankcase	389	Vanguard 400	196	45 x 28 x 29	\$3,275.00
HD 5.0/30 GeB	1.107-470.0	5.0	3000	Belt	Electric	Crankcase	389	Honda	196	45 x 28 x 29	\$3,940.00
HD 5.0/30 GeB CAL	1.107-471.0		5.0	Belt	Electric	Crankcase	408	Vanguard 400	196	45 x 28 x 29	\$3,570.00

COLD WATER PRESSURE WASHERS

HD SERIES ELECTRIC



Our cold water carts are corrosion-resistant aluminum pressure washers that easily convert from a cart to a skid for maximum cleaning versatility and durability. These reliable electric powered pressure washers have a low profile handle and compact footprint, making them easy to maneuver, and they offer a bypass loop for additional pump protection. 7-year pump warranty and flat-free tires.



- Features
- Durable, corrosion resistant aluminum frame
- Modular design - weld free frame easily converts from cart to skid
- Flat free tires
- VRT3 Unloader with bypass loop - pump protection
- Commercial-duty Leuco crankcase pump

TECHNICAL DATA

MODEL	PART NO.	GPM	PSI	DRIVE	HP	ELECTRICAL	AMPS	PUMP	PUMP RPM	SHIP WEIGHT (LBS)	SHIP DIMENSIONS (L X W X H) INCHES	LIST PRICE
HD 2.0/1000 Ed	1.106-124.0	2.0	1000	Direct	1.5	120V / 1ph	15	Kärcher KF	1725	161	41 x 22 x 25	\$2,060.00
HD 1.9/1300 Ed	1.106-125.0	1.9	1300	Direct	2	120V / 1ph	20	Kärcher KF	1725	175	41 x 22 x 25	\$2,230.00
HD 3.0/1000 Ed	1.106-126.0	3.0	1000	Direct	2	120V / 1ph	20	Kärcher KF	1725	180	41 x 22 x 25	\$2,320.00
HD 3.5/2000 Ea	1.106-127.0	3.5	2000	Direct	5	230V / 1ph	22	Kärcher KF	3450	181	41 x 22 x 25	\$3,320.00

TETON SERIES



Corrosion-resistant and light-weight, Our direct or belt drive, Teton Series aluminum pressure washers can be utilized as a cart or a skid for maximum cleaning versatility and durability. These reliable Kärcher powered pressure washers offer a 4-year engine warranty, bypass loop for additional pump protection, 7-year pump warranty and flat-free tires.



FEATURES

- Reliable Kärcher engine with an extended 4-year warranty
- Direct and belt drive models
- Durable VRT3 unloader with bypass loop diverts water flow when trigger gun is not activated
- Aluminum frame - modular design - converts easily from cart to skid

TECHNICAL DATA

MODEL	PART NO.	GPM	PSI	DRIVE	CC	ENGINE	PUMP	SHIP WEIGHT (LBS)	SHIP DIMENSIONS (L X W X H) INCHES	LIST PRICE
HD 4.0/40 G Teton	1.107-399.0	4.0	4000	Direct	420	Kärcher	Crankcase	130	45 x 28 x 29	\$1,985.00
HD 4.0/40 Ge Teton†	1.107-400.0	4.0	4000	Direct	420	Kärcher	Crankcase	158	45 x 28 x 29	\$2,205.00
HD 3.5/35 G Teton	1.107-440.0	3.5	3500	Direct	302	Kärcher	Crankcase	132	45 x 28 x 29	\$1,585.00
HD 3.5/35 GB Teton	1.107-442.0	3.5	3500	Belt	302	Kärcher	Crankcase	158	45 x 28 x 29	\$2,090.00
HD 4.0/40 GB Teton	1.107-443.0	4.0	4000	Belt	420	Kärcher	Crankcase	169	45 x 28 x 29	\$2,580.00
HD 4.0/40 GeB Teton	1.107-444.0	4.0	4000	Belt	420	Kärcher	Crankcase	205	45 x 28 x 29	\$3,235.00
HD 5.0/30 GB Teton	1.107-445.0	5.0	3000	Belt	420	Kärcher	Crankcase	169	45 x 28 x 29	\$2,580.00
HD 5.0/30 GeB Teton	1.107-472.0	5.0	3000	Belt	420	Kärcher	Crankcase	205	45 x 28 x 29	\$3,235.00

COLD WATER PRESSURE WASHERS

HD SERIES GAS SKID



*Pressure washer sold separate.


The perfect accompaniment to our HD Series Gas and Teton Series direct drive pressure washers - these mild steel skids offer two configurations:

1. Skid with a 50 gallon water tank and one 100' hose reel

or

2. Skid with two 100' hose reels.

The HD Series Gas skids fit within a standard UTV / ATV bed and work with three different direct drive aluminum pressure washers to offer ultimate portability and usability for various applications.



FEATURES

- 50 gallon water tank (HD Pallet Skid with Tank only)
- Forklift holes
- Includes skid feet
- 1 to 2, 100' hose reels
- Fits within standard UTV/ATV bed
- Assembly required

TECHNICAL DATA

MODEL	PART NO.	FRAME MATERIAL	DESCRIPTION	COMPATIBLE PRESSURE WASHER (SOLD SEPARATELY)	SHIP WEIGHT (LBS)	SHIP DIMENSIONS (L X W X H) INCHES	LIST PRICE
HD Pallet Skid with Tank	9.807-833.0	Mild Steel	50 gal water tank and 1 hose reel	HD Series Gas direct drive HD 3.0/27 G (9.807-719.0) HD 3.5/35 G (9.807-720.0) HD 3.5/35 G (1.107-421.0) HD 4.0/40 G (9.807-721.0) HD 4.0/40 G (1.107-429.0) HD 4.0/40 Ge (9.807-722.0) HD 4.0/40 Ge (1.107-435.0)	185	40 x 48 x 35	\$1,670.00
HD Pallet Skid with 2 Hose Reels	9.807-838.0	Mild Steel	2 hose reels	Teton Series direct drive HD 3.0/27 G Teton (1.107-398.0) HD 4.0/40 G Teton (1.107-399.0) HD 4.0/40 Ge Teton (1.107-400.0) HD 3.5/35 G Teton (1.107-440.0)	172	40 x 48 x 35	\$1,480.00

OPTIONS (FACTORY INSTALLED)

ORDER NO.	DESCRIPTION	LIST PRICE
<input type="checkbox"/> 8.923-105.0	Rubber feet kit	\$19.00
<input type="checkbox"/> 8.923-107.0	Inlet filter kit	\$51.00
<input type="checkbox"/> 8.923-108.0	Three-way valve kit	\$71.50

■ Included □ Optional




SURFACE CLEANERS

SURFACE CLEANERS - A+ - 21" & 24"

Fast, even cleaning for large flat surfaces. Quickly cleans concrete, asphalt, and it removes grime and deposits from tennis courts, ramps and decks. Also great for factory and semi-trailer floors and drive-thrus. Cleans better and faster than a spray wand alone, with no striping. Use with hot or cold water and handles water up to 212°F to disinfect bathrooms and kitchens. Safety lock prevents accidental spraying.

- Two Spinning Nozzles 'Floats' Cleaner Above the Ground
- Circular Design for Zero Wall Clearance
- Stainless-steel Housing and Handle
- Universal Inlet Fitting Kit to Accommodate All Common Configurations
- Reduces Overspray on Walls, Landscaping and Operator
- Two #2.0, 1/8" Nozzles (for machines up to #4.0 nozzles), 25° Nozzles Rated up to 8.0 GPM and 4000 PSI
- Requires at Least 3.0 GPM, 2000 PSI



PART NO.	DESCRIPTION	LIST PRICE
8.753-572.0	 A+SC21 Rotary Surface Cleaner, 21"	\$1,225.00
8.753-573.0	 A+SC24 Rotary Surface Cleaner, 24"	\$1,360.00
8.753-597.0	Swivel for 21" and 24"	\$197.00
8.921-834.0	Spray Gun Kit for A+SC 21 & A+SC24 Includes: Screw M6X30, ¼" Quick Connect, Sleeve, Trigger Gun	\$71.00
8.921-845.0	 Caster Kit for A+SC 21 & A+SC24 Includes: Nut M6, Caster Spacer, Caster Wheel	\$19.60

SURFACE CLEANERS - VAC RECOVERY

- PSI: 4000 PSI
- GPM: 10.5
- Temperature: 210°F
- Two #2.5, 1/4" Nozzle
- Universal Inlet Fitting Kit to Accommodate All Common Configurations
- Water Recovery with use of vacuum
- 1.5" Vac port
- Requires at Least 3.0 GPM, 2000 PSI



PART NO.	DESCRIPTION	LIST PRICE
9.113-972.0	Vac Recovery Surface Cleaner	\$1,255.00

A+ 24" VENTURI PUMP SURFACE CLEANER

The classic 24" A+ Surface Cleaner with the added Venturi pump water recovery system and a 16' water recovery hose that allows you to recover water without the need of a vacuum unit. Effectively transfers water and small debris (smaller than 3mm) to a drain or tank.

- Stainless-steel Housing and Handle
- Universal Inlet Fitting Kit to Accommodate All Common Configurations
- Two #2.0, 1/8" Nozzles (for machines up to #4.0 nozzles), 25° Nozzles Rated up to 8.0 GPM and 4000 PSI
- Requires at Least 3.0 GPM, 2000 PSI



PART NO.	DESCRIPTION	LIST PRICE
9.116-064.0	Vac Recovery Surface Cleaner	\$1,525.00
9.117-613.0	Venturi Pump, Replacement Assembly for A+ 24" SC	\$40.50

PRESSURE WASHER ACCESSORIES

LOWER PRICE SURFACE CLEANERS - GP - FLAT 12", 18" & 20"

DFSCP12 HANDHELD SURFACE CLEANER

- PSI: 3500
- GPM: 6.5
- Temperature: 180°F
- Inlet M22 Male



DCFSCP SURFACE CLEANER, 18" AND 20"

- PSI: 4000
- GPM: 8.0
- Temperature: 180°F
- Inlet 3/8" FPT
- Includes 1/4" 2.0 Nozzle



PART NO.	DESCRIPTION	LIST PRICE
9.112-957.0	DFSCP12 GP Surface Cleaner, 12" 3500 PSI Handheld Flat ABS, Complete Assembly	\$339.00
9.112-958.0	DCFSCP18GZ GP Surface Cleaner, 18" 4000 PSI Brush Skirt ABS, 2-Arm, Zerk Fitting, Compensating Gun	\$796.00
9.112-959.0	DCFSCP20GZ GP Surface Cleaner, 20" 4000 PSI Brush Skirt ABS, 2-Arm, Zerk Fitting, Compensating Gun	\$864.00
REPAIR KITS FOR DCFSCP		
9.112-960.0	Trigger Gun Replacement	\$98.50
9.112-961.0	Spraybar 20" with Nozzles (for DCFSCP20)	\$89.50
9.112-962.0	Spraybar 18" with Nozzles (for DCFSCP18)	\$85.50
9.112-963.0	Swivel, Greaseable (for DCFSCP)	\$600.00
9.112-964.0	Swivel Repair Kit, Greaseable (for DCFSCP)	\$343.00

SURFACE CLEANERS - ECONOMY - 8" & 15"

- PSI: 4000
- Min: 2 GPM
- Max: 10.5 GPM
- Temperature: 180°F
- Includes 2 1/4 Size 2.5 Nozzle
- 15" Surface Cleaner: 1/4 QC Male Plug Inlet
- 8" Surface Cleaner: 1/4 FPT



9.112-967.0



9.112-968.0

PART NO.	DESCRIPTION	LIST PRICE
9.112-967.0	15" Surface Cleaner with Wheels	\$187.50
9.112-968.0	8" Stainless-steel Surface Cleaner with Handle	\$280.00
REPAIR KITS		
9.113-078.0	Swivel (for 9.112-967.0)	\$76.00
9.113-080.0	Swivel (for 9.112-968.0)	\$150.00
9.113-079.0	Spraybar (for 9.112-967.0)	\$53.00
9.113-081.0	Spraybar (for 9.112-968.0)	\$53.00
9.113-097.0	Caster Wheel (for 9.112-967.0)	\$14.10
9.113-732.0	Brush, 8" (for 9.112-968.0)	\$80.00

SURFACE CLEANERS - 15" DETERGENT DOSING

- PSI:
- Min: GPM
- Max: GPM
- Temperature: °F



PART NO.	DESCRIPTION	LIST PRICE
9.117-450.0	15" Detergent Dosing Surface Cleaner	\$187.25

SURFACE CLEANERS - WHISPER WASH FLAT

THE "MAXIMA 36"

- PSI: 2000 - 4000
- GPM: 4-10
- Temperature: 212°F
- RPM: 2500
- Portable Breakaway Handle
- Uses 1/4" Nozzle
- Dimensions: 36" Cover, 77" Handle
- Weight: 37 lbs.



THE "BIG GUY"

- PSI: 2000 - 4000
- GPM: 4.0 - 10.0
- Temperature: 212°F
- Powder-Coated Aluminum Housing
- Oversized, Self-lubricating Twin Thrust Bearings
- 10" Pneumatic Tires, 4" Caster
- Crafted with Durable Stainless-steel and Aircraft Aluminum
- Uses 1/4" Nozzle
- Choice of 2 or 4 Nozzles



PART NO.	DESCRIPTION	LIST PRICE
8.710-089.0	Maxima 36	\$2,670.00
8.710-074.0	Whisper Wash Big Guy 2 Nozzles	\$2,555.00
8.710-075.0	Whisper Wash Big Guy 4 Nozzles	\$2,700.00
9.109-608.0	Surface Cleaner In-Line Water Filter for Handle	\$47.40
REPAIR KITS		
8.750-604.0	Swivel, Complete Big Guy and Classic	\$831.00
8.701-879.0	Repair Kit, Seal, Big Guy and Classic	\$119.00
8.701-874.0	Spraybar, 4 Nozzle, Big Guy	\$252.00
8.701-876.0	Spraybar, 2 Nozzle, Big Guy	\$234.00
8.701-882.0	Seal Kit: Ultra Clean	\$146.00
8.750-604.0	Complete Swivel Kit: New Style	\$831.00
8.707-653.0	2.5 x 25° 1/4" Nozzle Fits All	\$9.90
9.117-204.0	Replacement Handle, with Trigger Gun, Hose, Big Guy	\$823.00

SURFACE CLEANER NOZZLE RECOMMENDATION


Determine the correct nozzle size for the pressure washer being used with the surface cleaner. Never use a smaller size nozzle as this will wear out the unloader valve on the pressure washer prematurely. The Legacy Undercarriage Cleaner and A+ Surface Cleaners come with nozzles; for other surface cleaners, nozzles must be purchased separately. Threaded nozzles are listed on pages 68-72 of the catalog, to determine your pressure washer nozzle size refer to chart on page 65. Contact us for additional sizes for surface cleaner spray bars which use four nozzles.

PRESSURE WASHER NOZZLE SIZE	QUANTITY NEEDED	1/8" OR 1/4" MPT
#3.5 and #4.0	2 each	#2.0
#4.5 and #5.0	2 each	#2.5
#5.5 and #6.0	2 each	#3.0
#6.5 and #7.0	2 each	#3.5
#7.5 and #8.0	2 each	#4.0

UNDERCARRIAGE CLEANER

No more crawling under a vehicle. Effortlessly wash away damaging debris from the bottom of your vehicle with the easy to handle and maneuver Legacy Undercarriage Cleaner. Simply connect to your hot or cold water pressure washer to remove road grime, fuel and oil contaminants, snow sludge, and ice. The stainless-steel rotating nozzle assembly requires a 5.5" under vehicle clearance.

- PSI: 4000
- GPM: 10.5
- Temperature: 250°F
- Four Nozzles:
 - (2) 0° #2.0
 - (2) 25° #2.0



PART NO.	DESCRIPTION	LIST PRICE
8.749-303.0 	Undercarriage Cleaner	\$1,590.00

UNDERCARRIAGE CLEANER & ROOF SURFACE CLEANER

UNDERCARRIAGE CLEANER

- PSI: 4000 PSI
- GPM: 10.5
- Temperature: 210°F
- 1/4 " 2.5 Nozzle
- Universal Inlet Fitting Kit to Accommodate All Common Configurations
- 17cm Plate Height
- 26 lbs.



ROOF SURFACE CLEANER

- PSI: 4000 PSI
- GPM: 10.5
- Temperature: 210°F
- 1/4 " 2.5 Nozzle
- 3/8" QC Socket
- 22 lbs.



PART NO.	DESCRIPTION	LIST PRICE
9.112-965.0	Undercarriage Cleaner, 20" Stainless-steel	\$1,090.00
9.112-966.0	Roof Surface Cleaner, 20" ABS	\$875.00
REPAIR KITS		
9.113-083.0	Replacement Gun (for Undercarriage Cleaner)	\$50.50
9.113-074.0	Swivel (for Undercarriage Cleaner)	\$148.00
9.113-076.0	Swivel (for Roof Surface Cleaner)	\$200.00
9.113-075.0	Spraybar (for Undercarriage Cleaner)	\$71.00
9.113-077.0	Spraybar (for Roof Surface Cleaner)	\$86.50
9.113-096.0	Caster Wheels 1.5" (for Undercarriage Cleaner)	\$10.20
9.113-095.0	Caster Wheels 3" (for Undercarriage Cleaner)	\$14.10
9.113-094.0	Caster Wheels 5" (for Roof Surface Cleaner)	\$31.80

WATER BROOM 16"

- PSI: 4000
- GPM: 8.0
- Temperature: 250°F
- Includes 1/4" Plug and 4 Nozzles (pre-installed)- PN# 9.106-054.0
- Requires Wand (sold separately)



PART NO.	DESCRIPTION	LIST PRICE
8.710-082.0	Water Broom 16"	\$58.00

NEW OFFERING 15" 2 IN 1 SURFACE / UNDERCARRIAGE CLEANER

- Sturdy Stainless Steel Construction
- 1/4" QC Plug Inlet
- Low Profile for use with lower clearance vehicles
- PSI: 4000psi
- 3.0gpm.
- Temp: 140 deg



PART NO.	DESCRIPTION	LIST PRICE
9.118-124.0	Cleaner, Surface and Undercarriage Combo	\$220.00

CURB CLEANER

- Now even heavier duty construction
- PSI: 4000
- Adjustable Height 5'-9"
- 3 Side Nozzles
- 1 Top Nozzle



PART NO.	DESCRIPTION	LIST PRICE
9.115-327.0	Curb Cleaner	\$199.00
9.116-397.0	Replacement Nozzle	\$10.90

UNDERBODY WAND ASSEMBLY - SELF SERVE



Ideal for rinsing the undercarriage of cars and trucks. Connect directly to a pressure washer. The lightweight underbody wand assembly rolls easily, giving the operator a longer reach.

- PSI: 3000
- Temperature: 300°F
- Inlet/Outlet: 1/4" M x F
- Non-weeping
- Stainless Steel
- ST-601 Inline Trigger Gun & Three 25°, #2, 1/8" MEG Nozzles (included)



PART NO.	DESCRIPTION	LIST PRICE
8.755-257.0	Self Serve Underbody Wand Assembly	\$701.00

NEW OFFERING 21" UNDERCARRIAGE CLEANER KIT



- 4 GPM
- 36" 2 Piece extension wand swivel caster included
- "1/4" Plug inlet
- 212 degree temp max



PART NO.	DESCRIPTION	LIST PRICE
9.116-556.0	Underbody Waterbroom Combo - 21"	\$73.00

NEW OFFERING UNDERCARRIAGE CLEANER



- PSI: 4000
- 1/4" QC Plug Inlet



PART NO.	DESCRIPTION	LIST PRICE
9.114-996.0	Undercarriage Cleaner Includes (4) 1/4" x 2.0 nozzles	\$58.50

SANDBLAST KIT - TUNGSTEN CARBIDE NOZZLE HEAD - INDUSTRIAL

A Venturi orifice creates a uniform blast pattern, doubles sand velocity and produces up to 45% more work with 20% less sand.

- PSI: 1500 - 5500
- GPM: 3.0 - 10.0
- Temperature: 200°F
- Weight: 10 lbs.
- Nozzle Tip (sold separately)



PART NO.	DESCRIPTION	LIST PRICE
8.701-485.0	Industrial Sand Blast Kit	\$300.00
8.725-620.0	Replacement Carbide Nozzle	\$246.00

DUCT CLEANER



DUCT CLEANER

Designed as an accessory for use with high-pressure pumps or pressure washers. Cleans ducts, chutes, vents, restaurant exhausts, tanks, etc.

Self-rotating and feeding stainless-steel triple bearing system for constant easy turning. Nozzle holders are 1/8" NPTF. Nozzles are sold separately.



- PSI: 4000
- Max Temperature: 250°F
- Inlet Ports 3/8" NPTF
- Weight: 2 lbs.

12" SURFACE CLEANER

Designed for effortless cleaning of small areas, including walls and angled surfaces. High RPM swivel with integrated toggle joint and adjustable tension system.

- PSI: 4000
- Temperature: 250°F
- Weight: 9 lbs.
- 12" Stainless-Steel
- Includes All Items Pictured



PART NO.	DESCRIPTION	PSI	LIST PRICE
8.712-280.0	Duct Cleaner TXR-2s, Adjustable	4000	\$929.00
8.712-279.0	Duct Cleaner TXR-2s, Fixed	4000	\$870.00
8.749-911.0	Surface Cleaner, 12"	4000	\$1,300.00
8.712-285.0	Toggle Joint KGK	4000	\$256.00

DUCT CLEANER

- PSI: 4000
- Max Temperature: 250°F
- 10.5 GPM



PART NO.	DESCRIPTION	LIST PRICE
9.115-324.0	Adjustable 6", Temp. 250° max	\$397.00
9.115-325.0	Fixed 6"	\$299.00
9.115-326.0	Adjustable 3"	\$365.00
9.116-398.0	Replacement Nozzle 1/8" for adjustable 1/8"	\$9.70
9.116-399.0	Replacement Nozzle 1/8" for fixed 1/4"	\$10.80
9.116-400.0	Replacement Swivel for 3' and 6"	\$119.00

SANDBLASTERS - INDUSTRIAL

For the extra-tough cleaning jobs, wet-sandblasting is the dust-free solution. The sandblasters attach to a hot or cold water pressure washer and, using a venturi, mixes sand or other abrasive media with the high-pressure spray to create enough cleaning power to strip paint off concrete and barnacles from a ship's hull. The sandblasting nozzle is made of tungsten carbide for long life. There are two models—a top-of-the-line steel pot with tight-fitting lid or with a probe only.

- Quick-connect coupler for ease in attaching sand probe or pot
- Valve for metering the flow of the media
- Tubed, pneumatic tires for easy maneuvering
- Rating: Super-duty
- Recommended Usage: Heavy
- Attach to any hot or cold water pressure washer with minimum volume of 4 GPM



8.904-472.0

PART NO.	DESCRIPTION	LIST PRICE
8.904-470.0	Sandblaster with Pot (Carbide)	\$2,270.00
8.904-472.0	Sandblaster with Probe (Carbide)	\$1,445.00

NOTE: Excluded from any dealer freight programs



8.904-470.0

SANDBLAST HEAD - PROFESSIONAL

- PSI: 3500
- GPM: 10.0
- Temperature: 200°F
- Long-Wearing Carbide Sand Nozzle
- Sand Probe Weight: 6oz..
- 1/4" FPT Water Inlet
- Head Weight: 13oz..
- Length: 16"



PART NO.	DESCRIPTION	NOZZLE SIZE	LIST PRICE
8.711-242.0	Sandblast Head	3.5	\$185.00
8.711-243.0	Sandblast Head	4.0	\$185.00
8.711-244.0	Sandblast Head	4.5	\$185.00
8.904-403.0	Sandblast Head	5.0	\$187.00
8.711-245.0	Sandblast Head	5.5	\$185.00
8.904-404.0	Sandblast Head	6.0	\$155.00
8.711-247.0	Sand Probe		\$21.60
8.901-264.0	1/2" ID Polybraided Tubing, 25'		\$22.90

SAND NOZZLE

Tungsten Carbide provides maximum durability for sandblasting application.



- Carbide insert
- Light weight
- Easily changed-30°F to 130°F

PART NO.	DESCRIPTION	LIST PRICE
8.712-416.0	Carbide Sand Nozzle	\$165.00

SANDBLAST HOSE

Heavy-duty spiralite hose available preassembled or by the foot.



- 3/4" spiralite sand hose with air hose locking couplers
- Temperature: -30°F to 130°F

PART NO.	DESCRIPTION	SIZE	LIST PRICE
8.711-809.0	Sand, Spiralite /ft	3/4"	\$3.00
8.711-839.0	Assy, Sand, Spiralite	3/4" x 25'	\$107.00
8.711-840.0	Assy, Sand, Spiralite	3/4" x 40'	\$189.00
8.711-811.0	Sand, Spiralite /ft	1"	\$3.35

SANDBLAST NOZZLE TIPS



- Replacement Tips for Sandblaster Kit
- Use 1/4" Meg 5" Spray Tip

PART NO.	DESCRIPTION	LIST PRICE
8.707-668.0	4.0 x 5° Tip	\$9.90
8.707-685.0	5.0 x 5° Tip	\$9.90
8.707-696.0	5.5 x 5° Tip	\$9.90
8.707-701.0	6.0 x 5° Tip	\$9.90
8.707-709.0	6.5 x 5° Tip	\$9.90

STEAM LANCE

Completely insulated for maximum protection.

- Lance with steam nozzle shown
- Vented grip full length of lance



PART NO.	DESCRIPTION	LIST PRICE
8.904-444.0	48" with Steam Nozzle	\$232.00
8.904-441.0	48" without Steam Nozzle	\$171.00

FOOT-CONTROLLED PRESSURE VALVE

Operators of sewer and tube cleaning equipment need both hands free to feed or retract the hose in the sewer line. Foot-operated valve allows hands-free control.



- | | |
|---|---|
| <p>8.710-134.0</p> <ul style="list-style-type: none"> ■ PSI: Up to 5000 ■ GPM: 12.0 ■ Inlet 3/8", Outlet 1/4" | <p>8.709-972.0</p> <ul style="list-style-type: none"> ■ Brass Body ■ Stainless-steel Valve |
|---|---|

PART NO.	DESCRIPTION	PSI	LIST PRICE
8.710-134.0	Sewer Cleaner Foot Valve	3000	\$205.00
8.709-972.0	Foot Valve with ST-2305	5000	\$501.00
8.701-657.0	Repair Kit - Foot Valve		\$30.00
8.701-673.0	Repair Kit ST-2305		\$21.50
8.711-526.0	Kit, 25' Hose, #4.5 Nozzle, Foot Valve		\$312.00

*Heavy gauge steel construction for durability and stability

SLUDGE PUMP KIT



This tool uses your pressure washer to suck the sludge off the bottom of pits or tanks and eject it through a 1-1/2" (15' long) hose. The suction unit simply attaches to the end of a pressure washer lance with a quick coupler.



- Comes with 15' hose
- Max Pressure:4000PSI
- Max Flow:30GPM

PART NO.	DESCRIPTION	LIST PRICE
9.117-448.0	Sludge Pump Kit	\$145.00

SLUDGE SUCKER - ST-36 PIT BOSS

Sludge Sucker uses a high-pressure water stream at 1000-3000 PSI to suck the sludge off the bottom of pits or tanks and eject it through a 1-1/2" diameter 15' long hose to a disposal tank.

The base unit attaches to the end of a pressure washer lance with a quick coupler for extension to the bottom of the pit. Uses a 0° tip for suction / power ejection.



- Easy to change for different plumbing system flows and pressures
- Uses Standard 1/4" MPT Nozzle

PART NO.	DESCRIPTION	LIST PRICE
8.711-112.0	ST-35 Pit Boss, 5.5 Nozzle, 15' Hose	\$249.00
8.711-110.0	Base Unit Only	\$148.00



*without Hose, Nozzle or Quick Coupler (3/8" Inlet Port)

DRUM PUMPS - RED HEAD

Siphon liquids from higher to lower levels. Simply pump the bellows a few times to prime and start flow. Loosen air lock to stop.



- Drum Pump fits 15-, 30- and 55- Gallon Drums
- Fit 2" Bung Opening
- Excellent for Alkaline and Acidic Chemicals, Diesel Fuel and Oils
- Not for Use with Solvents

PART NO.	DESCRIPTION	LIST PRICE
8.704-698.0	 Red Hex Head, Heavy-duty	\$39.70
8.704-696.0	 Red Head, Standard-duty	\$28.50
8.704-694.0	Pail Pump, 5 Gallon	\$13.90

DRUM / TANK PUMP - CRANK STYLE

Chemical-resistant, lightweight pump, ideal for dispensing chemicals, pesticides and oils. Polypropylene for most alkalies, dilute acids, pesticides and most oils and solvents. Ryton for extremely aggressive acids, aromatic and aliphatic hydrocarbons.



- 11 oz. Per Revolution
- 6.0 GPM at 70 RPM
- Viton Seals
- Polypropylene Gasket
- Outlet 3/4" Barb Two-piece
- 2" Bung Adapter
- 47" Suction Tube
- Weight: 2.6 lbs.

PART NO.	DESCRIPTION	LIST PRICE
8.704-700.0	Polypropylene Pump, Standard	\$258.00
8.704-701.0	Ryton Pump, Deluxe	\$377.00
8.700-526.0	Replacement Handles	\$15.80

BRUSHES

Rotating brush, natural bristle (soft) used for painted surfaces. Nylon bristle (stiff) used for removing scum and grime on fiberglass boats, etc.



- Internal Nozzle: Size 20
- GPM: 8.0

PART NO.	DESCRIPTION	LIST PRICE
BRUSH UNIT COMPLETE		
8.709-312.0	Natural	\$102.00
8.709-314.0	Nylon	\$86.50
REPLACEMENT BRUSHES		
8.709-313.0	Natural	\$48.20
8.709-316.0	Nylon	\$48.60



Truck/Tractor Wash Brush

- Flag-Tipped
- Soft Bristle
- Acme Thread for Super Handles or Broom Handles

8.709-298.0

PART NO.	DESCRIPTION	LIST PRICE
8.709-298.0	S 2-1/2" Bristle with Bumper x 10"	\$34.80
8.709-303.0	2-1/2" Bristle x 18"	\$34.20
8.709-304.0	2-1/2" Bristle x 24"	\$40.50
8.709-305.0	60" Flow Thru Lance*	\$42.60

*With Acme Thread and Garden Hose Attachment



Deck Scrub Brush - Over / Under

- Not a Flow Thru
- Excellent Chemical Resistance
- Use with Threaded Handle
- Trimmed for Cleaning Hard-to-reach Areas
- Stiff Polypropylene Bristle for Aggressive Cleaning
- Unique Heavy-duty Scrub Brush with Multi-level Angle
- 10" Molded Polypropylene Foam Block does not Warp or Absorb Water

PART NO.	DESCRIPTION	LIST PRICE
8.709-302.0	Deck Scrub Brush	\$33.70

HANDLES - FIBERGLASS "SUPER HANDLES"



- Tough, Durable, Lightweight
- No Cracking, Splintering
- No Kinks, Dents
- Safer Around Electrical Hazards
- Super Heavy-duty Aluminum Alloy Threads
- Easy-twist Cam Lock Extension
- Standard 3/4" Acme Thread Fits: Brooms, Brushes, Utility Tools
- Optional Reduction Adapter for 3/4" to Acme Standard

PART NO.	DESCRIPTION	LIST PRICE
SUPER HANDLES		
8.709-306.0	48" Length (4')	\$32.80
8.709-307.0	60" Length (5')	\$33.40
8.709-308.0	S 72" Length (6')	\$40.30
SUPER-EXTENSION HANDLES		
8.709-309.0	4' to 8' Extension	\$75.00
8.709-310.0	6' to 12' Extension	\$91.00
8.709-311.0	8' to 16' Extension	\$117.00
8.700-308.0	Threaded Adapter	\$6.15

FOAMERS - FOAM CANNON

The ideal Foam Generator Application Accessory meters the foaming chemical for customized foam type and applies the foam to match the application.



- PSI Max: 3000
- GPM Max: 4.8
- Temperature: 140°F
- Brass Meter Valve
- High-impact, Glass Filled Body
- Stainless-steel Foam Turbulator
- 1/4" FPT Lance Connect
- Stainless-steel 1.5mm Orifice (#5.5 nozzle equivalent)

PART NO.	DESCRIPTION	LIST PRICE
8.710-125.0	S Foam Cannon / Injector	\$132.00
8.710-126.0	S Foam Cannon / Injector / Bottle	\$165.00
8.704-222.0	Replacement Turbulator Screen	\$23.40
8.749-826.0	Replacement Bottle	\$13.90

BRACKET HOLDER



PART NO.	DESCRIPTION	LIST PRICE
9.117-839.0	1/4" QC Coupler	\$16.50



NEW OFFERING

FOAM CANNON - ADJUSTABLE PATTERN 2L



- 2 Liter
- Legacy Horizontal and Vertical Adjustable Pattern
- Temperature: 140°F
- Minimum pressure - 3000 psi
- Max pressure- 4000 psi

PART NO.	DESCRIPTION	LIST PRICE
9.114-849.0	1/4" QC Plug inlet	\$80.50
9.117-722.0	Filter 10 Pack	\$17.60

FOAMERS - PF22 MTM HYDRO FOAM CANNON



- PSI Max: 5000
- GPM Max: 5.3
- Temperature: 140°F
- Inlet: 1/4" Q.C. Plug
- 1/4" M22 Adapter (Included)
- 1/4" x 9" Tube for Drawing Chemical
- 3.5 Orifice (1.25 mm) (installed in the foamer body)
- 3.0 orifice (1.1 mm) (included)

PART NO.	DESCRIPTION	LIST PRICE
8.758-981.0	PF22.2 MTM Hydro Foam Cannon	\$155.00
9.112-494.0	PF22 3pk Replacement Bottle W/Cap	\$95.00
9.112-945.0	PF22 5pk Replacement Bottle W/Cap	\$144.00

NEW OFFERING

FOAM CANNON - WIDE MOUTH 1.5L



- Wide Mouth 1.5 Liter
- A+ 1/4" QC Plug Inlet
- Temperature: 140°F
- Minimum pressure - 3000 psi
- Max pressure- 4000 psi

PART NO.	DESCRIPTION	LIST PRICE
9.114-850.0	1/4" QC Inlet	\$45.50

FOAMERS - LEGACY COMPACT



Generates a high-density clinging foam for extended dwell-time to increase chemical action.



- PSI: 2500
- GPM: 1.0 to 5.0
- Temperature: 195°F
- Stainless-steel, Aluminum and Brass
- 5" Long, 1" Diameter
- 4 and 6.5 Nozzle Included

PART NO.	DESCRIPTION	LIST PRICE
8.903-998.0	1/8" F Inlet	\$94.50
8.903-999.0	1/4" F Inlet	\$86.00

Note: Most cleaning chemicals perform best when applied at 120° - 150°F and can be applied as a foam by adding a foaming agent. See your chemical supplier to obtain the correct product.

FOAMERS - SUTTNER ST-75/76 KITS



Clean with foam and save time as well as use half the chemical. Many sizes and variations available. Ask us for additional size options. Foam injector conveniently attaches after the pump and unloader on your pressure washer.



ST-75 FOAM NOZZLE

- PSI: 4000
- Inlet 1/4"
- Weight: .31 lbs.



ST-76 FOAM NOZZLE

- PSI: 3625
- Inlet: 1/2"
- Weight: 1.15 lbs.



ST-160 INJECTOR

- PSI: 5000
- Stainless-steel Housing
- Single Chemical
- Inlet/Outlet: 3/8" F x M
- Weight: .71 lbs.

PART NO.	DESCRIPTION	ORIFICE	LIST PRICE
9.113-063.0	Kit 1: ST-75 Nozzle & ST160 Injector	2.0-3.5	\$376.00
9.113-064.0	Kit 2: ST-75 Nozzle & ST160 Injector	4.0-5.5	\$376.00
9.113-065.0	Kit 3: ST-75 Nozzle & ST160 Injector	6.5-7.0	\$342.00
9.113-066.0	Kit 4: ST-76 Nozzle & ST160 Injector	7.5-8.5	\$895.00
9.113-067.0	Kit 5: ST-76 Nozzle & ST160 Injector	9.0-12.0	\$813.00

PRESSURE WASHER ACCESSORIES

FOAMERS - LAFFERTY AIRLESS 10/20 SS



- Machined Stainless-steel Construction
- Stainless-steel Chemical Check Valve & Quick Disconnects
- Temperature: 180°F Max
- Chemical Tube with Strainer: 10SS: 6" & 20SS - 10"
- Color-coded Metering Tips for up to 21 Dilution Ratios
- 0° nozzle for Increased Foam-throw Distance

PART NO.	DESCRIPTION	FLOW RATE @ 2000 PSI	LIST PRICE
8.749-908.0	10SS Combo	4.0 GPM	\$880.00
8.749-909.0	20SS Hose End	6.0 GPM	\$846.00

FOAMERS - FOAM JET KIT

Long-distance foam applicator. Shoots over 20 feet of dense foam. Suction at 30 feet of height. Variable spray pattern.



- PSI: 5000
- GPM: 5.6
- Temperature: 140°F
- 1/4" Inlet
- 33' Tube

PART NO.	DESCRIPTION	LIST PRICE
8.750-296.0*	Foam Jet Kit, 5000 PSI, 5.6 GPM	\$180.00
8.750-429.0	Foam Repair Kit, O-Rings/ Stainless-Steel Filter	\$28.50
8.750-430.0	Foam Jet Repair Kit, Hose, Valve & Filter	\$86.00

*Includes tubing and fittings as shown

FOAMERS - ADJUSTABLE WITH TANK

Control the foam spray angle with the variable fan nozzle.



- PSI: 2600
- GPM: 5.3
- Temperature: 140°F
- Horizontal Variable Fan Nozzle
- Foam Control Adjustment Knob

PART NO.	DESCRIPTION	LIST PRICE
8.710-124.0	 Adjustable Foamer with Tank	\$140.00

SPRAYERS - B&G POLY-MOLDED

3-gallon poly-molded sprayer with maximum chemical resistance.



- Heavy-Duty Design, Economical Price
- Blue Poly-Molded Tank
- Funnel Top Design for Ease-of-filling
- Braided, Reinforced Hose
- Durable Plastic Valve and Extension
- Pin-to-cone Spray Tip Fully Repairable
- Optional Flat-Fan Spray Tips
- Buna Gaskets and Seals

PART NO.	DESCRIPTION	LIST PRICE
8.697-172.0	Poly-molded Sprayer	\$86.50

SPRAYERS - CHAPIN AIR-POWERED



- Pump-up Style
- Heavy-duty Plastic Sprayers for Chemical Applications
- Adjustable Nozzle - Mist to Solid Stream
- 2-Gallon Sprayer has 2' Hose and Hand Trigger
- Excellent Chemical Resistance
- Locking Hand Pump Handle Serves as Carrying Handle

PART NO.	DESCRIPTION	LIST PRICE
8.704-703.0	Thumb Button 3 Pint	\$39.20
8.704-702.0	2-Gallon Sprayer	\$111.00



DISINFECTANT - VITAL OXIDE

Vital Oxide is an EPA registered disinfectant and sanitizer with the following key attributes: Disinfection, Sanitizing, Odor Elimination, Eliminates SARS-CoV-2 (COVID-19), Carpet Sanitization, Allergen Removal, Kills Mold and Mildew, Parvo, Distemper, Tuberculous. Sanitizer dilution is NSF approved as a no rinse sanitizer for non-porous food contact surfaces. (US Only).



- pH: 8.0 - 9.0
- Color: Clear
- Scent: None
- Dilution: Disinfection: RTU
Carpet Sanitizing: 1 : 5
Sanitizing: 1 : 9
- Foam (1-5): 2
- Phosphate Free

PART NO.	DESCRIPTION	LIST PRICE
8.639-560.0	Vital Oxide, 6 x 32 oz	\$96.00
8.639-558.0	Vital Oxide, 4 x 1 gal	\$198.00
8.644-292.0	Vital Oxide, 5 gal	\$237.00
8.642-823.0	Vital Oxide, 15 gal	\$521.00
8.698-112.0	Vital Oxide, 55 gal	\$1,831.00

RAIN SUIT, 2 PIECE



- Heavy-duty, 2-ply Laminated Vinyl (25 mil)
- Jacket and Pants
- Bright Safety Yellow
- Vented for Air Flow

PART NO.	DESCRIPTION	LIST PRICE
8.704-666.0	Large	\$34.80
8.704-667.0	Extra Large	\$34.80

TAPE - TEFLON® THREAD SEALING



- Big 1/2" x 520" Roll
- Mil - Spec #T27730

PART NO.	DESCRIPTION	LIST PRICE
8.704-705.0	Thread Sealing Tape	\$1.65

THREAD LOCK PRODUCTS



- Direct Replacement for Loctite® & Fel-Pro™ Products
- Excellent Lubricant
- Prevents Corrosion and Fretting
- NDTM Anaerobic Adhesives: Liquid Materials that Cure to a Solid, Chemical-resistant Plastic State when Air is Not Present

PART NO.	DESCRIPTION	LOCTITE® EQUIV	BOTTLE SIZE	LIST PRICE
8.704-644.0	Nut Grade™	242	10 ml	\$21.90
8.704-645.0	Nut Grade™	242	50 ml	\$67.00
8.704-646.0	Nut Grade™	242	250 ml	\$230.00
8.704-648.0	Stud Grade™	271	10 ml	\$22.60
8.704-649.0	Stud Grade™	271	50 ml	\$67.50
8.704-650.0	Penetrating Adhesive (Sealant)	290	10 ml	\$22.60

Nut Grade™ & Stud Grade™ are trademarks of the Oakland Corp. Loctite® is a registered trademark for the Loctite® Corp.

GLOVES - INDUSTRIAL DUTY

Industrial-grade gloves for most industry-needs – chemical, heat, abrasion protection.



BLACK PVC GLOVE

- 14" PVC Glove
- Lined with Cotton
- Good for Chemical Handling
- Resists alkalines, Acids
- Great as Sandblasting Gloves

PART NO.	DESCRIPTION	LIST PRICE
8.704-668.0	Glove, Work, Unlined, Leather	\$16.90
8.704-669.0	Black PVC Glove	\$13.60

HAND CLEANER - VICTOR WATERLESS COMMAND-O WITH PUMICE

A unique blend of natural citrus extract (limonene), aloe vera, glycerine, and lanolin, plus medication creates Command-O. Command-O combats the toughest cleaning task including grease, ink, tar, paint, dirt and stains.



- Conditioning agents protect hands and prevent drying, chapping and cracking
- Perfect for those whose hands are exposed to harsh, dirty working conditions
- No petroleum-based solvents

PART NO.	DESCRIPTION	LIST PRICE
8.704-635.0	Command-O Hand Cleaner with Pumice, 1 gal	\$42.40

SCALEMASTER

Coil descaler.



■ 12 X 2 Lbs.

PART NO.	DESCRIPTION	LIST PRICE
8.759-762.0	Scalemaster Descaler 12x2 lbs	\$436.00

HOSE REELS - LEGACY STACKABLE

Hose reels built specifically for contractors who require flexibility on a job site. Stackable reels are supported on both sides of the central hub to accommodate more aggressive applications, such as trailer-mounted.



200' Mild Steel Stackable Hose Reel Options

100' Mild Steel Stackable Hose Reel

- Integrated frame adds protection and stacking ability
- Stack up to 3 high
- Heavy-duty powder-coated steel or stainless steel
- Reel and swivel rated up to 6000 PSI and 350°F
- Modular design is able to configure for various needs
- Reversible hand-crank and swivel

PART NO.	DESCRIPTION	LIST PRICE
9.801-767.0	Stackable Hose Reel, Mild Steel, 100'	\$546.00
9.801-768.0	Stackable Hose Reel, Mild Steel, 200'	\$593.00

OPTIONS

8.923-415.0	Hose Guide, 100' Reel	\$132.00
8.923-427.0	Hose Guide, 200' Reel	\$146.00
8.923-416.0	Hose Reel Riser	\$220.00
8.923-918.0	Reel Cart System	\$217.00

NOTE: Hose not included



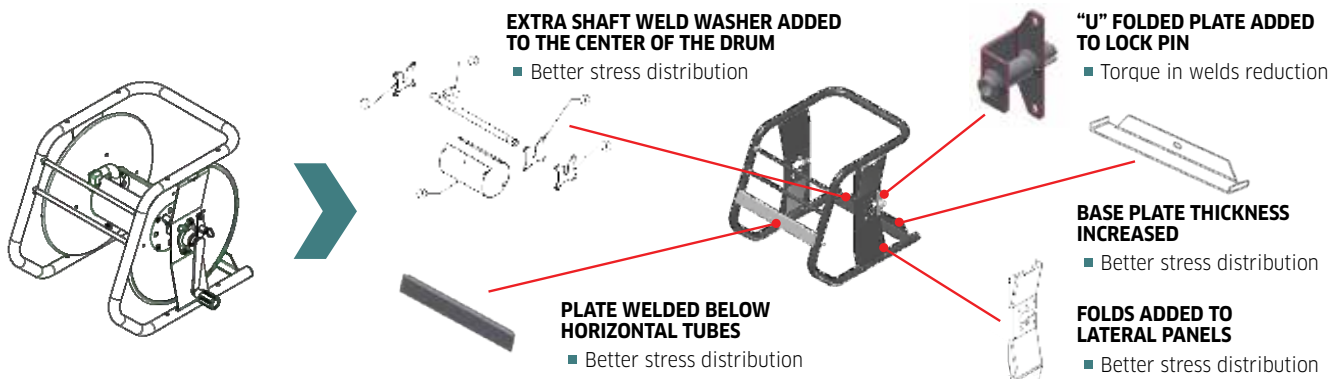
Reel Cart System



Hose Reel Riser



Hose Guide





HOSE REELS - LEGACY PIVOT & FIXED BASE



Legacy hose reels were designed for ease of use and durability in commercial pressure washer applications. Offering 100' and 200' reels in both a fixed base and 360 degree rotating base. The oversized reel holds the advertised length plus leaves additional space reducing the difficulty of reeling hose. The unique extended swivel improves the hose connection and reduces hose wear and stress.



Fixed Base Reel

Trailer Mount Reel

360° Pivot Reel

Bracket Sockets



Universal Mount

Skid Mount

Wall Mount

Base Mount

Non-Pivot Reel Brackets



Universal

90°

45°

Vertical

- PSI: 5000
- Temperature: 325°F
- 100' - 200' Fixed Base
- 100' - 200', 360° Rotating Base
- High-Pressure, Double-Seal Swivels
- Reels equipped for 3/8" hose. Easily convertible to 1/2" hose with the change to a 1/2" swivel
- 2-Year Warranty

PART NO.	DESCRIPTION	LIST PRICE
8.750-485.0	Pivot Reel, 100' x 3/8"	\$499.00
8.750-482.0	Pivot Reel, 200' x 3/8"	\$557.00
8.750-476.0	Fixed Based, 100' x 3/8"	\$388.00
8.750-479.0	Fixed Based, 200' x 3/8"	\$405.00
8.920-142.0	Hose Reel, Trailer Mount, 100'	\$497.00
8.920-143.0	Hose Reel, Trailer Mount, 200'	\$557.00
8.919-430.0	Universal Mount	\$111.00
8.919-794.0	Skid Mount	\$146.00
8.919-437.0	Wall Mount	\$56.00
8.919-434.0	Base Mount	\$55.50
8.919-072.0	Bracket, Universal	\$81.00
8.919-445.0	Bracket, 90°	\$34.90
8.919-441.0	Bracket, 45°	\$36.20
8.919-448.0	Bracket, Vertical	\$36.20
9.121-043.0	Handle, Replacement	\$35.90

NOTE: Hose not included

HOSE REELS - LEGACY SWIVELS



- PSI: 5000
- Innovative Design
- Stainless-Steel Rotor
- Unique Dual Seal for Extra Long Life
- 2-Year Warranty
- O-Rings; BUNA-N



- PSI: 5000
- Limits Bend and Hose Stress
- Stainless-Steel Rotor
- Unique Dual Seal for Extra Long Life
- 2-Year Warranty
- O-Rings; BUNA-N

PART NO.	INLET X OUTLET	LIST PRICE
SWIVEL		
9.118-021.0	1/2" M x 3/8" F	\$84.50
8.776-003.0	3/8" F x 1/2" F	\$84.50
9.118-023.0	3/8" M x 3/8" F	\$84.50
9.118-024.0	3/8" F x 3/8" F	\$84.50
9.118-025.0	1/2" M x 1/2" F	\$84.50
9.118-026.0	1/2" F x 1/2" F	\$84.50
9.118-027.0	3/8" M x 1/2" F	\$84.50
9.118-028.0	1/2" F x 3/8" F	\$84.50
UNIVERSAL REPAIR KIT		
8.776-001.0		\$28.50

PART NO.	INLET X OUTLET	LIST PRICE
EXTENDED SWIVELS		
9.118-020.0	1/2" M x 3/8" F	\$97.50
9.118-029.0	1/2" F x 3/8" F	\$97.50
9.118-030.0	3/8" M x 3/8" F	\$97.50
9.118-031.0	3/8" F x 3/8" F	\$97.50
9.118-034.0	1/2" F x 1/2" F	\$97.50
9.118-035.0	1/2" M x 1/2" F	\$97.50
9.118-032.0	3/8" F x 1/2" F	\$97.50
9.118-033.0	3/8" M x 1/2" F	\$98.50
UNIVERSAL REPAIR KIT		
8.776-001.0		\$ 28.50

HOSE REELS - AP

AP hose reels have been designed to perfectly balance ruggedness and durability with affordability.



- Working PSI: 4000
- Rated Temperature: 225°F
- 3/8" or 1/2" Inlet / Outlet
- Flared Flanges for Maximum Capacity
- Solid Center Core for Maximum Strength
- Rolled, Beaded-Edge Flanges for Maximum Safety
- Easy Mounting Options for Maximum Versatility
- "Posi-Pin" Lock Prevents Unwanted Dereeling
- Heavy-Duty Powder-Coated Steel
- Easy Access External Swivel

PART NO.	HOSE DIAMETER	CAPACITY (FT)	CORE WIDTH	FLANGE WIDTH	FLANGE DIAMETER	OVERALL HEIGHT	LIST PRICE
8.711-192.0	3/8"	50	4.3	7.9	10.5	13"	\$166.00
9.804-067.0	S 3/8"	100	8.7	12.2	10.5	13"	\$179.00
8.711-199.0	3/8"	150	6.3	10.2	13.0	16.7"	\$237.00
8.711-201.0	1/2"	100	6.3	10.2	13.0	16.7"	\$193.00
8.712-460.0	Replacement Swivel for Part No. 8.711-192.0 and 9.804-067.0						\$64.00
8.712-469.0	Replacement Swivel for Part No. 8.711-199.0						\$60.00
8.754-280.0	Replacement Swivel for Part No. 8.711-201.0						\$113.00
8.700-188.0	Replacement Handle						\$6.85

SWIVEL REPAIR KITS

8.900-855.0	\$8.55
-------------	--------

Note: Hose is not included. See page 44 for connector hose.



- Working PSI: 4000
- Rated Temperature: 225°F
- Super-Reinforced Core - Won't Collapse!
- Adjustable Brake for Controlled Reel Tension
- Convenient External Swivel
- Manual Rewind Handle Included
- Solid Core Bolts on to Flanges for Extra Strength
- Snap-Lock to Prevent Accidental Dereeling
- Bearings Have Oil Cap for Easy Field Maintenance

PART NO.	HOSE DIAMETER	CAPACITY (FT)	REEL SIZE WIDTH	REEL SIZE DIAMETER	LIST PRICE
8.711-179.0	3/8"	90	6"	14"	\$391.00
8.711-180.0	3/8"	140	10"	14"	\$434.00
8.711-181.0	3/8"	200	14"	14"	\$473.00
8.711-186.0	1/2"	115	10"	14"	\$487.00
8.711-182.0	3/8"	150	6"	18"	\$445.00
8.711-183.0	3/8"	300	10"	18"	\$468.00
8.711-184.0	3/8"	350	14"	18"	\$480.00
8.711-190.0	1/2"	270	14"	18"	\$483.00
8.715-921.0	Replacement Brake for Part No. 8.711-182.0 and 8.711-183.0				\$6.05

NOTE: Hose is not included. Interchangeable parts available. Call for pricing. See page 44 for connector hose.

PART NO.	HOSE DIAMETER	DESCRIPTION	LIST PRICE
8.700-287.0	3/8"	Swivel Repair Kit	\$38.50
8.700-285.0	1/2"	Swivel Repair Kit	\$33.10
8.900-855.0*		Swivel Repair Kit	\$8.55

*For Round Swivels. Replacement Swivels, See page 49-50.

HOSE REELS - COXREELS

Coxreels offer high performance in a very compact and lightweight hand crank or spring-driven hose reel. Perfect for mobile application and permanent floor and wall mount.



8.711-858.0

- Rated Up to 4000 PSI
- Temperature: -20°F to 225°F
- Adjustable Drag Brake
- 90° Brass Swivel



8.725-347.0

- Spring Driven Hose Reel
- Lightweight, Compact Design
- Adjustable Drag Break
- Sturdy U-Shaped Frame
- PSI: Up To 4000
- Rolled edges and ribbed discs provide strength and safety
- Pro-Grade Heavy-Duty Steel
- 2-Year Mfg Limited Warranty



9.802-265.0



8.723-649.0
(Hose and Ball Stop Not Included)

PART NO.	DESCRIPTION	PSI	LIST PRICE
8.711-858.0	200' x 1/2" (300' x 3/8" with Adapter)	3000	\$661.00
8.725-347.0	100' x 3/8" - Fixed base hose reel	4000	\$168.00
8.711-860.0	100' x 3/8" - Challenger - Hand Crank Reel	4000	\$420.00
9.802-265.0	150' x 3/8" - Challenger - Hand Crank Reel	4000	\$450.00
8.723-649.0	50' x 3/8" - HPL Series - Spring Driven Reel	4000	\$1,085.00
8.723-718.0	100' x 3/8" - HPL Series - Spring Driven Reel	3000	\$1,545.00
8.711-591.0	Handle Replacement		\$83.50
8.711-588.0	Locking Pin Assembly		\$53.50
8.705-132.0	1/2" to 3/8" Adapter for 8.711-858.0		\$2.55
8.750-020.0	Ball Stop for 8.723-649.0		\$21.60
8.711-585.0	Replacement Swivel, 3/8"		\$130.00
8.711-584.0	Replacement Swivel, 1/2"		\$180.00
8.711-587.0	Swivel Repair Kit, 3/8"		\$30.80
8.711-590.0	Swivel Repair Kit, 1/2"		\$25.20

HOSE REELS - GENERAL PUMP A-FRAME HOSE REELS



- Working PSI: 5000
- Rated Temperature: 250°F
- 1/2" NPT-F Inlet / Outlet
- Heavy Duty Powder Coated Steel
- Jumper/Pigtail Hose Not Included
- Stainless Steel Swivel Included



9.112-948.0 9.112-952.0 (reel not included) 9.112-955.0 (reel not included) 9.112-951.0 (reels not included)

PART NO.	DESCRIPTION	PSI	LIST PRICE
9.112-948.0	DHRA50150, 150' x 3/8" Black Steel A-frame Hose Reel with Stainless-steel Swivel	5000	\$485.00
9.112-949.0	DHRA50300, 300' x 3/8" Black Steel A-frame Hose Reel with Stainless-steel Swivel	5000	\$519.00
9.112-950.0	DHRA50450, 450' x 3/8" Black Steel A-frame Hose Reel with Stainless-steel Swivel	5000	\$559.00
ACCESSORIES			
9.112-951.0	Hose Reel Stacking Kit, DHRA50150 A-frame c/w 150'/300' Cross Bracket		\$149.00
9.112-952.0	Hose Guide Kit, DHRA50150 A-frame Hose Reel (reel not included)		\$186.00
9.112-953.0	Hose Guide Kit, DHRA50300 A-frame Hose Reel (reel not included)		\$195.00
9.112-954.0	Hose Guide Kit, DHRA50450 A-frame Hose Reel (reel not included)		\$214.00
9.112-955.0	Hose Reel Cart, A-frame (150', 300', 450') Complete with DP80052 10" Solid PU Wheels (cart only)		\$361.00
9.114-894.0	Kit Motor, Drive, Rings DHRA Rewind		\$1,020.00
9.114-895.0	KIT, Motor, Controller, DHRA		\$877.00
9.117-044.0	Hose Reel pin kit for AFrame GP reels		\$16.20
9.117-520.0	KIT, Brake SS DHRA Reel		\$24.60

NEW OFFERING HOSE REELS - GENERAL PUMP SWIVELS



9.112-946.0

PART NO.	DESCRIPTION	PSI	DESCRIPTION	MATERIAL	LIST PRICE
9.112-944.0	Swivel (D30001/02 / DHRWM50200)	4000	3/8"	Brass	\$71.50
9.112-945.0	Swivel, Hex Outlet with Arm (DHR50100, DHR50150, 2100357)	5000	3/8" NPT-F	Brass	\$144.00
9.112-946.0	Swivel, A-frame Hose Reels 440A, Bearing with Zerk Fitting, Electro-polished Surface, Viton Seals	5000	1/2" NPT	Stainless-steel	\$173.00
9.112-947.0	Swivel, A-frame Hose Reels 440A, Bearing with Zerk Fitting, Electro-polished Surface, Viton Seals	5000	3/8" NPT-F	Stainless-steel	\$173.00
9.114-676.0	Repair Kit for DHRA Hose Reel Swivel				\$41.80

PROMOTE **YOUR** BRAND!

CALL YOUR SALES REP FOR DETAILS AND PRICING



Private Label Trigger Gun

- PSI: 5000
- Max Temp: 300°F
- GPM: 12
- **Spraymart** covers all set up fees
- Lead times vary, ask your representative
- Dealer must supply **high resolution** logo and select background color for insert. If you know the PMS or Pantone color you'd like, let us know, otherwise choose red, blue, gray, green, yellow, orange, etc.

PN: 9.113-082.0 (Base part number)*



Legacy

Private Label Fuel/Water Separator

- 10 Micron Filtration
- Spin-On Convenience
- Water-Separation Chamber
- 1/4" FPT Inlet / Outlet
- Easy Drain Water / Sediment Bowl

PN: 8.725-306.0 (Base part number)*

*A new part number will be created for Private Label items

**OTHER PRODUCTS INCLUDE:
HOSES, COUPLERS AND FILTERS. ASK YOUR SPRAYMART REP FOR MORE INFO!**

ORDER TODAY! Contact your Spraymart Account Representative:
1-800-752-0177

For other private labeled parts and accessories available through Spraymart,
just ask your Spraymart Sales Rep!

LEGACY "BEST" SPRAY GUN

Ergonomically designed to be the most comfortable gun on the market.



- PSI: 5000
- GPM: 12
- Temperature: 300°F
- 3/8" FPT Inlet x 1/4" FPT Outlet
- Weight: 21 oz.

PART NO.	DESCRIPTION	LIST PRICE
8.751-213.0	S "Best" Spray Gun	\$68.50
8.701-673.0	Unitized Valve Kit	\$21.50

LEGACY "INDUSTRIAL" SPRAY GUN

Featuring a comfortable grip to reduce user fatigue.



- PSI: 5000
- GPM: 10.4
- Temperature: 300°F
- 3/8" FPT Inlet x 1/4" FPT Outlet
- Weight: 19.84 oz.

PART NO.	DESCRIPTION	LIST PRICE
8.751-214.0	S "Industrial" Spray Gun	\$52.00
8.751-119.0	S Valve Kit	\$26.90

MV925 TRIGGER GUN

Economical easy pull trigger gun.



- PSI: 4500
- GPM: 8
- Temperature: 320°F
- 3/8" FPT Inlet x 1/4" FPT Outlet
- Weight: 16.08 oz.

PART NO.	DESCRIPTION	LIST PRICE
8.754-907.0	MV925	\$32.80

M407 TRIGGER GUN



- PSI: 4000
- GPM: 7
- Temperature: 250°F
- 3/8" FPT Inlet x 1/4" FPT Outlet
- Weight: 13.4 oz.

PART NO.	DESCRIPTION	LIST PRICE
8.750-247.0	M407 Trigger Gun	\$38.50

ECONOMY TRIGGER GUN



- PSI: 5000
- GPM: 12
- Temperature: 300°F
- 3/8" Female Inlet x 1/4" Outlet
- Weight: 23 oz.
- Private Label this Gun
Ask your sales rep

PART NO.	DESCRIPTION	LIST PRICE
9.113-082.0	A+ Trigger Gun	\$35.80
9.113-100.0	Unitized Valve Kit	\$14.70

A+ RELAXED TRIGGER GUN



- PSI: 5000
- GPM: 12
- Temperature: 300°F
- 3/8" Female Inlet x 1/4" Outlet
- Weight: 23 oz.
- Private Label this Gun
Ask your sales rep

PART NO.	DESCRIPTION	LIST PRICE
9.117-659.0	A+ Relaxed Trigger Gun	\$39.60

A+ GUN



- PSI: 5000
- GPM: 12
- Temperature: 300°F
- 3/8" Female Inlet x 1/4" Outlet
- Weight: 23 oz.
- Private Label this Gun
Ask your sales rep

PART NO.	DESCRIPTION	LIST PRICE
9.117-524.0	A+ Relaxed Trigger Gun with Stainless Steel Swivel	\$47.30

GIANT TRIGGER GUNS

The original "heavy-weight".



21290C

- PSI: 5000
- GPM: 10
- Temperature: 300°F
- 3/8" FPT Inlet x 1/4" FPT Outlet
- Weight: 29.28 oz.

PART NO.	DESCRIPTION	LIST PRICE
8.710-394.0	S 21290C - Brass Outlet	\$69.00
8.710-392.0	S 21250B - Stainless-Steel Outlet	\$85.50
8.722-172.0	Repair Kit for Giant 21290C and 21250B	\$18.00

CERAMIC UNITIZED BALL VALVE **SUTTNER**



- Ceramic Ball
- Highly Resistant Against Nearly All Soaps and Acids
- Fits in ST-2300, 2305, 2605, 2700 Spray Guns as a Repair Kit

PART NO.	DESCRIPTION	LIST PRICE
8.749-907.0	Ceramic Unitized Ball Valve	\$68.00

ST-2720 SUTTNER TRIGGER GUN **SUTTNER**

Designed for operators and applications with longer periods of cleaning time. Featuring the Relax-Action™ German engineered technology reduces trigger pulling force by 40% and holding force up to 90% compared to usual competitors spray gun.



- PSI: 1800
- GPM: 21.0
- Temperature: 300°F
- 3/8" Female NPT Inlet x 1/4" Female NPT Outlet
- Weight: 20 oz.

PART NO.	DESCRIPTION	LIST PRICE
8.723-667.0	ST-2720 Gun	\$364.00

ST-2305 SUTTNER TRIGGER GUN **SUTTNER**

Easy pull trigger.



- PSI: 5000
- GPM: 12
- Temperature: 300°F
- 3/8" FPT Inlet x 1/4" FPT Outlet
- Weight: 16.22 oz.

PART NO.	DESCRIPTION	LIST PRICE
8.758-457.0	ST-2305 Spray Gun, Safety Orange	\$70.50

ST-810 SUTTNER TRIGGER GUN **SUTTNER**

Excellent for truck and fleet washing applications.



- PSI: 2000
- GPM: 8
- Temperature: 320°F
- 3/8" FPT Inlet x 1/4" FPT Outlet
- Weight: 19.5 oz.

PART NO.	DESCRIPTION	LIST PRICE
8.710-372.0	ST-810 Gun	\$59.00

ST-2605 SUTTNER TRIGGER GUN **SUTTNER**

Relax action design.



- PSI: 5000
- GPM: 12
- Temperature: 300°F
- 3/8" FPT Inlet x 1/4" FPT Outlet
- Weight: 21 oz.

PART NO.	DESCRIPTION	LIST PRICE
8.710-376.0	ST-2605	\$84.00
8.701-673.0	S Unitized Valve	\$21.50

ST-2305 SUTTNER TRIGGER GUN **SUTTNER**

Extreme durability with easy pull trigger and ceramic ball in valve for higher chemical resistance.



- PSI: 5000
- GPM: 12
- Temperature: 300°F
- 3/8" FPT Inlet x 1/4" FPT Outlet
- Weight: 21 oz.

PART NO.	DESCRIPTION	LIST PRICE
8.710-386.0	ST-2305	\$75.00
8.701-673.0	Unitized Valve	\$21.50
8.701-674.0	Unitized Weep Valve	\$27.70

ST-2000 SUTTNER TRIGGER GUN **SUTTNER**

15° offset angle thru gun for easier overhead use. The handle style for "Big Hands".



- PSI: 5000
- GPM: 10.4
- Temperature: 300°F
- 3/8" FPT Inlet x 1/4" FPT Outlet
- Weight: 26 oz.


PART NO.	DESCRIPTION	LIST PRICE
8.710-388.0	ST-2000	\$65.00
8.751-119.0	Unitized Valve - 5000 PSI	\$26.90
8.701-665.0	Unitized Weep Valve	\$50.50

ST-1500 SUTTNER TRIGGER GUN **SUTTNER** 

The perennial favorite for general pressure washer applications.



- PSI: 5000
- GPM: 10.4
- Temperature: 300°F
- 3/8" FPT Inlet x 1/4" FPT Outlet
- Weight: 20.5 oz.

PART NO.	DESCRIPTION	LIST PRICE
8.710-384.0	 ST-1500	\$59.00
8.710-385.0	ST-1500 with Weep	\$63.50
8.751-119.0	Unitized Valve - 5000 PSI	\$26.90
8.701-665.0	Unitized Weep Valve	\$50.50

ST-2700 SUTTNER TRIGGER GUN **SUTTNER** 

Relax action design, stainless-steel gun.



- PSI: 5000
- GPM: 12
- Temperature: 300°F
- 3/8" FPT Inlet x 1/4" FPT Outlet
- Weight: 21 oz.

PART NO.	DESCRIPTION	LIST PRICE
8.710-389.0	ST-2700	\$216.00
8.701-658.0	Unitized Valve	\$50.00

ST-2315 SUTTNER TRIGGER GUN **SUTTNER** 

Extreme durability with easy pull trigger.



- PSI: 5000
- GPM: 12
- Temperature: 300°F
- 3/8" FPT Inlet x 1/4" FPT Outlet
- Weight: 20.8 oz.

PART NO.	DESCRIPTION	LIST PRICE
9.106-073.0	ST-2315, Ceramic Ball Valve for Chemical and Acid Resistance	\$107.00

PA TRIGGER GUN

Great for truck and fleet wash.



- PSI: 3200
- GPM: 8
- Temperature: 320°F
- 3/8" FPT Inlet x 1/4" FPT Outlet
- Weight: 10 oz.

PART NO.	DESCRIPTION	LIST PRICE
8.710-440.0	RL20	\$53.00

Compact feel for smaller hands.



- PSI: 5000
- GPM: 10.5
- Temperature: 320°F
- 3/8" FPT Inlet x 1/4" FPT Outlet
- Weight: 26 oz.

PART NO.	DESCRIPTION	LIST PRICE
8.710-377.0	RL30-YG5000	\$80.00
8.704-616.0	Repair Kit	\$33.20



- PSI: 5000
- GPM: 10.5
- Temperature: 320°F
- 3/8" FPT Inlet x 1/4" FPT Outlet
- Weight: 27.5 oz.

PART NO.	DESCRIPTION	LIST PRICE
8.710-378.0	Vega 5000	\$76.50
8.704-615.0	Repair Kit	\$26.90

Easy pull and easy to hold with matching blue lance.



- PSI: 5650
- GPM: 8
- Temperature: 320°F
- 3/8" FPT Inlet x 1/4" FPT Outlet
- Weight: 23.3 oz.
- Blue Vent Grip, Stainless-steel Lance has 1/4" BSP Threads

RL-56 Gun



40" Stainless-Steel Blue Grip Lance

PART NO.	DESCRIPTION	LIST PRICE
9.802-227.0	RL-56 Blue Gun and Wand (nozzle protector not included)	\$270.00
8.710-446.0	RL-56 Blue Gun	\$139.00
8.710-645.0	40" Stainless-Steel Lance, blue vent grip (with nozzle protector)	\$126.00
8.704-610.0	Repair Kit, RL-55/RL-56	\$26.10



PA LINEAR GUN

Ergonomic design minimizes fatigue for operator.



- PSI: 4500
- GPM: 10.5
- Temperature: 320°F
- 3/8" FPT Inlet x 1/4" FPT Outlet
- Weight: 19.2 oz.

PART NO.	DESCRIPTION	LIST PRICE
8.752-080.0	PA Linear Gun	\$79.00
9.801-398.0	PA Linear Gun Repair Kit	\$19.60

ML320

Excellent light-duty gun.



- PSI: 2320
- GPM: 6.6
- Temperature: 212°F
- 1/4" M Inlet x 1/4" F Outlet
- Weight: 8.82 oz.

PART NO.	DESCRIPTION	LIST PRICE
8.757-839.0	ML320	\$35.40

SUTTNER TRIGGER GUN

15° offset angle thru gun for easier overhead use.



- PSI: 4000
- GPM: 12
- Temperature: 300°F
- 3/8" FPT Inlet x 1/4" FPT Outlet
- Weight: 23 oz.

PART NO.	DESCRIPTION	LIST PRICE
8.710-370.0	ST-601	\$66.50
8.751-119.0	Unitized Valve - 5000 PSI	\$26.90

GP LOCKING TRIGGER GUN

Rear Entry Spray Gun, Locking Trigger.



- PSI: 5000
- GPM: 10.5
- Temperature: 320°F
- 3/8" NPT-F Inlet x 1/4" NPT-F Outlet
- Weight: 22.4 oz.

PART NO.	DESCRIPTION	LIST PRICE
9.113-653.0	DGE5010SL	\$104.00

BIG GUN



Model RL204

- PSI: 3200
- GPM: 53
- Temperature: 210°F
- 3/4" FPT Inlet x 1/2" FPT Outlet
- Weight: 47.5 oz.



Model RL84 "Big Black Gun"

- PSI: 7250
- GPM: 21
- Temperature: 210°F
- 1/2" Stainless-Steel FPT Inlet / Outlet
- Weight: 60.3 oz.

PART NO.	DESCRIPTION	LIST PRICE
8.740-165.0	Model RL204	\$375.00
8.749-327.0	Repair Kit - Model RL204	\$282.00
8.710-445.0	Model RL84	\$370.00
8.750-459.0	Repair Kit - RL84	\$248.00

OPEN GUNS

Flow through design offers less downtime for repair

AP1000 OPEN GUN

Durable glass reinforced handle. Tubular flow-thru intervals for high pressure and efficiency.



- PSI: 4000
- GPM 12
- Temperature: 300°F
- 3/8" FPT Inlet x 1/4" FPT Outlet
- Weight: 16.7 oz.

PART NO.	DESCRIPTION	LIST PRICE
8.710-396.0	AP1000 Open Gun	\$39.60
8.750-951.0	AP1000 Weep Gun with Blue, Lock	\$63.50

MV 925 OPEN GUN

Just plain comfortable!



- PSI: 4060
- GPM 8
- Temperature: 300°F
- 3/8" FPT Inlet x 1/4" FPT Outlet
- Weight: 12.3 oz.

PART NO.	DESCRIPTION	LIST PRICE
8.754-988.0	MV925 without trigger	\$31.50

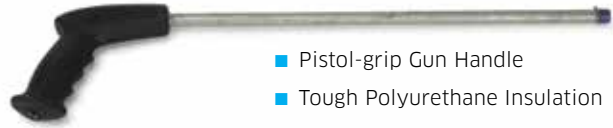
ST-1500H OPEN GUN



- PSI: 5000
- GPM 10.4
- Temperature: 300°F
- 3/8" FPT Inlet x 1/4" FPT Outlet
- Weight: 20.5 oz.

PART NO.	DESCRIPTION	LIST PRICE
8.710-383.0	ST-1500 Open Gun	\$34.60

FLOW-THRU GUN



"Full" Grip

- Pistol-grip Gun Handle
- Tough Polyurethane Insulation
- Cushion Grip
- Full Grip or Slimline Handle

PART NO.	DESCRIPTION	LIST PRICE
8.710-400.0	Full Black Grip 3/8" FPT x 1/4" FPT	\$49.50
GUN HANDLE WITH 18" LANCE		
8.710-403.0	Slim Red Grip 1/4" M x 1/4" F	\$46.20
8.710-404.0	Full Red Grip 3/8" F x 1/4" M	\$64.00

AP DUMP GUN

Water continues to run through the tube even when trigger gun is closed.



- PSI: 3000
- GPM: 10.5
- Temperature: 140°F
- 3/8" FPT Inlet x 1/8" FPT Outlet

PART NO.	DESCRIPTION	WEIGHT	LIST PRICE
8.710-405.0	Dump Gun 16" Lance	45.15 oz.	\$157.00
8.710-406.0	Dump Gun 40" Lance	59.61 oz.	\$179.00
8.704-169.0	Repair Kit		\$39.70

DUMP GUN- SJ3000

Industrial duty dual-barrel.



- PSI: 3000
- GPM: 10
- Temperature: 300°F
- 3/8" FPT Inlet x 1/4" FPT Outlet
- Includes: QC Socket at Inlet and QC Plug at Outlet

PART NO.	DESCRIPTION	LIST PRICE
8.710-408.0	Dump Gun with 36" Barrel	\$500.00
8.700-311.0	Repair Kit	\$78.50

DUAL LANCES

Dual lances allow for easy switching between high pressure cleaning and low pressure chemical application (chemical injector required). Stainless steel pipes give increased life when applying variable Ph products.

VP DUAL LANCE

Superlite stainless-steel with nozzle guard and 1/4" stainless-steel outlet tubing.



- PSI: 4000
- 1/4" stainless steel tubes
- Fully insulated
- Forged Brass Valve Body with stainless steel valve bushing

PART NO.	DESCRIPTION	LIST PRICE
8.711-308.0	S 41"	\$111.00

DUAL LANCES

Interpump Dual Lance. Excellent for downstream injector and zinc-plated for chemical resistance.



36" Standard Dual Lance 8.710-612.0

- PSI:4050
- PSI:4050
- PSI: 4050

36" Dual Vented Lance 9.114-032.0

- | | | |
|--|---|---|
| <p>Dual Lance</p> <ul style="list-style-type: none"> ■ GPM: 10.5 ■ Temp: 284°F ■ Side Handle Valve Adjustment ■ 1/4" Male Inlet ■ 1/4" Dual Outlet | <p>Deluxe Dual Lance</p> <ul style="list-style-type: none"> ■ GPM: 10.5 ■ Temp: 284°F ■ Side Handle Valve Adjustment ■ 1/4" Male Inlet ■ 1/4" Dual Outlet ■ 1/4" QC Brass Coupler, Brass Soap Nozzle | <p>Dual Vented Lance</p> <ul style="list-style-type: none"> ■ GPM: 10.5 ■ Temp: 284°F ■ 1/4" QC Nozzle Holder ■ 1/4" Soap Nozzle included ■ 1/4" MPT inlet *(Does not include male inlet QC |
|--|---|---|

PART NO.	DESCRIPTION	LIST PRICE
DUAL LANCE		
8.710-612.0	36" Standard	\$158.00
8.710-621.0	72" Extended	\$201.00
DELUXE DUAL LANCE		
8.904-281.0	72" Deluxe Extended	\$239.00
DUAL VENTED LANCE		
9.114-032.0	36" Dual Vented	\$96.50
REPAIR KIT		
8.900-135.0	Valve Repair Kit	\$70.50

DUAL LANCES

Premium dual lance with stainless-steel inset.



AL344LS-VP Lance 8.710-722.0



AL 333 Basic Lance 8.710-724.0

- | | |
|---|---|
| <p>AL 333 Basic Lance</p> <ul style="list-style-type: none"> ■ 3650 PSI ■ GPM: 10.5 ■ Temperature: 300°F ■ 1/4" Male Inlet ■ 1/4" F NPT Dual Outlets ■ 40" Molded Grip ■ 1/8" Zinc-plated Tubes | <p>AL344LS VP Lance</p> <ul style="list-style-type: none"> ■ 4000 PSI ■ GPM: 10.5 ■ Temperature: 302°F ■ 1/4" Male Inlet ■ Stainless Steel Seat & 40" Vented Grip ■ 1/4" Stainless-steel Tubes ■ 1/4" & 1/8" F NPT Dual Outlets ■ (QC nozzles not included) <p>AL344LS VPKIT - Premium</p> <ul style="list-style-type: none"> ■ Includes: 1/4" QC & Soap Nozzle, Nozzle Protector and Valve Cover <p>AL344LS VPKIT - Standard</p> <ul style="list-style-type: none"> ■ Nozzle Protector and Valve Cover only |
|---|---|

PART NO.	DESCRIPTION	LIST PRICE
DUAL LANCE		
8.710-724.0	40" AL333 Basic Dual Lance	\$84.00
8.710-722.0	40" AL344LS-VPKIT Standard Dual Lance	\$120.00
8.904-360.0*	S 40" AL344LS-VPKIT Premium Dual Lance with 1/4" QC Brass Inlet Plug	\$148.00
REPAIR KIT		
8.720-548.0	AL333 Repair Kit	\$7.70
9.803-267.0	AL344 Repair Kit	\$77.00

*Model includes a hardened-steel QC inlet plug.



SUTTNER DUAL LANCES

High-pressure, thin-wall tubing and zinc / chromate finish.



ST-54 with Side Handle

- PSI: 4000 or 4500
- GPM: 10
- Temperature: 300°F

ST-53 with Knob

- 38" Total Length, Molded Grip
- Weight: 42 oz.

PART NO.	DESCRIPTION	LIST PRICE
8.710-613.0	ST-53 with Knob (4000 PSI)	\$97.50
8.710-614.0	ST-54 with Side Handle (4500 PSI)	\$105.00
8.701-594.0	Repair Kit (ST-53)	\$24.30
8.900-153.0	Clamp Kit (ST-53/54)	\$9.30
8.701-602.0	Repair Kit (ST-54)	\$40.30

44" ZINC PLATED WAND

Includes: Coupler and handle..

- PSI: 5000
- Temperature: 300°F.



PART NO.	DESCRIPTION	LIST PRICE
8.783-040.0	44" with 5000 psi	\$31.00

LEGACY SQUARE MOLDED GRIP LANCES

High-quality chrome-plate finish. Solid molded polymer construction and handle with hollow-rib for increased heat dissipation.



- PSI: 5250
- GPM: 12
- Temperature: 300°F
- 1/4" Male Inlet and Outlet

PART NO.	DESCRIPTION	LIST PRICE
8.752-898.0	S Lance, Molded, 12"	\$14.10
8.752-899.0*	S Lance, Molded, 20"	\$17.70
8.752-900.0	S Lance, Molded, 24"	\$17.10
8.752-901.0	S Lance, Molded, 28"	\$19.60
8.752-902.0*	S Lance, Molded, 36"	\$21.30
8.752-903.0	S Lance, Molded, 48"	\$32.00
8.752-904.0	S Lance, Molded, 60"	\$40.30
8.752-905.0*	S Lance, Molded, 79"	\$52.50

*BENT VERSION AVAILABLE Call representative for pricing and to order.

LEGACY OVAL MOLDED GRIP LANCES

A comfortable grip reducing fatigue and a stainless-steel or high-quality chrome-plated finish. Solid molded polymer construction and handle with hollow-rib for increased heat dissipation.



- PSI: 5250
- Temperature: 300°F
- 1/4" Male Inlet and Outlet
- Bent or Straight lance options

PART NO.	DESCRIPTION	LIST PRICE
STAINLESS-STEEL		
8.752-882.0	S Lance, Molded, 12"	\$20.00
8.752-883.0*	Lance, Molded, 20"	\$27.70
8.752-884.0*	S Lance, Molded, 24"	\$26.10
8.904-301.0	Lance, Molded, 24", Bent 15°	\$31.50
8.752-885.0	Lance, Molded, 28"	\$31.70
8.904-302.0	Lance, Molded, 28", Bent 15°	\$37.20
8.752-886.0*	S Lance, Molded, 36"	\$43.00
8.904-303.0	Lance, Molded, 36", Bent 15°	\$48.40
8.752-887.0	S Lance, Molded, 48"	\$61.00
8.904-304.0	Lance, Molded, 48", Bent 15°	\$67.00
8.752-888.0*	S Lance, Molded, 60"	\$72.00
8.752-889.0*	S Lance, Molded, 79"	\$85.50
8.904-306.0	Lance, Molded, 79", Bent 15°	\$91.00

PART NO.	DESCRIPTION	LIST PRICE
CHROME-PLATED		
8.752-890.0	S Lance, Molded, 12"	\$12.40
8.752-891.0	Lance, Molded, 20"	\$14.80
8.752-892.0*	S Lance, Molded, 24"	\$17.60
8.752-893.0	S Lance, Molded, 28"	\$19.60
8.752-894.0	S Lance, Molded, 36"	\$20.80
8.752-906.0	S Lance, Molded, 36", with handle	\$25.70
8.904-324.0	Lance, Molded, 36", with handle, Bent 15°	\$31.20
8.752-895.0	S Lance, Molded, 48"	\$33.70
8.752-907.0	S Lance, Molded, 48", with handle	\$37.70
8.752-896.0	S Lance, Molded, 60"	\$41.20
8.752-897.0	S Lance, Molded, 79"	\$49.20

*BENT VERSION AVAILABLE Call representative for pricing and to order.

STAINLESS STEEL LANCE

1/2" Hydro Excavating Lances



- PSI: 4000
- Temperature: 300°F.
- Plated Steel
- 1/2" Male Inlet and Outlet

PART NO.	DESCRIPTION	LIST PRICE
9.118-070.0	60" with 4000 psi	\$85.60
9.118.071.0	72" with 4000 psi	\$115.56

SUTTNER LANCES

High-pressure, thin-wall tubing and stainless steel finish..



PART NO.	DESCRIPTION	LIST PRICE
15 DEG BENT		
9.113-700.0	Molded 36" SS 6000 PSI	\$58.50
9.113-701.0	Molded 48" SS 6000 PSI	\$62.00
STRAIGHT		
9.113-704.0	Molded Grip 48" SS Lance 6000 PSI	\$50.50
9.113-705.0	Molded Grip 36" SS Lance, 6000 PSI	\$47.10

AP UNINSULATED LANCES

Stainless-steel or corrosion-resistant, bright zinc-plated lances made with 1/4" high-pressure, lightweight, thin-wall tubing and superior strength rolled threads.



- PSI: 4100
- Temperature: 300°F

PART NO.	DESCRIPTION	LIST PRICE
STAINLESS-STEEL		
8.710-623.0 S	Length, 12"	\$13.40
8.710-624.0*	Length, 20"	\$15.30
8.904-285.0	Length 20", Bent 15°	\$20.90
8.710-625.0*	Length, 24"	\$16.70
8.904-286.0	Length 24", Bent 15°	\$22.30
8.710-626.0	Length, 28"	\$21.90
8.710-627.0 S	Length, 36"	\$24.30
8.710-628.0 S	Length, 48"	\$31.90
8.710-629.0	Length, 60"	\$41.40
8.710-630.0	Length, 78"	\$55.50
ZINC-PLATED		
8.710-631.0	Length, 12"	\$5.35
8.710-632.0	Length, 20"	\$9.20
8.710-633.0 S	Length, 24"	\$7.45
8.710-634.0* S	Length, 36"	\$15.30
8.710-635.0* S	Length, 48"	\$17.20
8.710-636.0 S	Length, 60"	\$21.90
8.904-297.0	Length 60", Bent 15°	\$27.40
8.710-637.0 S	Length, 78"	\$30.70
8.904-298.0	Length 78", Bent 15°	\$36.20

*BENT VERSION AVAILABLE Call representative for pricing and to order.

LEGACY VENTED LANCES

Stainless-steel or high-quality chrome-plate finish with molded glass-filled polyamide handle for heat dissipation with hollow insulators for increased heat venting.



- PSI: 5250
- Temperature: 300°F
- 1/4" Male Inlet, 1/4" Female Outlet

PART NO.	DESCRIPTION	LIST PRICE
STAINLESS-STEEL		
8.752-868.0	Lance, Vented, 20"	\$28.80
8.752-869.0	Lance, Vented, 24"	\$32.60
8.752-871.0 S	Lance, Vented, 36"	\$46.50
8.752-872.0	Lance, Vented, 48"	\$58.00
8.752-873.0	Lance, Vented, 60"	\$60.50
8.752-874.0	Lance, Vented, 79"	\$85.50
CHROME-PLATED		
8.752-875.0	Lance, Vented, 20"	\$21.00
8.752-876.0	Lance, Vented, 24"	\$19.00
8.752-878.0	Lance, Vented, 36"	\$30.30
8.752-879.0	Lance, Vented, 48"	\$33.10
8.752-880.0	Lance, Vented, 60"	\$43.00
8.752-881.0	Lance, Vented, 79"	\$48.30

SUTTNER PUSH AND PULL LANCE

Vented grip can be pushed and pulled up to 90°. For hard to reach applications, such as gutters, fenders, trucks and heavy equipment.




- PSI: 3050
- Temperature: 300°F
- 34" Stainless-Steel Lance

PART NO.	DESCRIPTION	LIST PRICE
8.710-711.0	ST-85 Push and Pull Lance	\$235.00
8.710-720.0	Handle, Side	\$18.10

BIG STAINLESS-STEEL LANCES & SIDE HANDLES

For big guns! Complete with an adjustable handle and coupler for 1/4" MPT nozzle and high-pressure stainless-steel pipe.



- Temperature: 300°F
- Schedule 40 Pipe
- 1/2" MPT Gun Connection

PART NO.	DESCRIPTION	PSI	LIST PRICE
8.904-083.0	40" Wand with Handle	4050	\$193.00
8.710-411.0	39", Stainless-steel, 300°F, Inlet 1/2" MNPT, Outlet 1/4" FMPT ST-3600	8700	\$301.00

LANCE HANDLES / ACCESSORIES

Vented grip, side handle with nut, and vented grip with side handle, can be user-attached to uninsulated lances or 1/4" steel pipe. Detachable and reusable!



PART NO.	DESCRIPTION	LIST PRICE
8.710-717.0	Vent Grip Only (14" long)	\$17.30
8.904-357.0	Grip with Side Handle	\$38.60



PART NO.	DESCRIPTION	LIST PRICE
8.710-716.0	Vent Grip Only (14" Long) ST-9	\$20.70
8.710-719.0	Grip with Side Handle	\$34.80
8.710-720.0	Side Handle with Nut	\$18.10

MV LANCE HANDLE



- Use On All 1/4" Lances
- Easily Positioned without Removal of Nozzle

PART NO.	DESCRIPTION	LIST PRICE
8.704-162.0	1/4" Lance Handle	\$18.10

GUTTER CLEANER ATTACHMENT

Easily quick connect to any lance or extension wand to clean gutters or hard to reach areas. The angle improves reach and expands cleaning capabilities. For use with 5.0 or larger nozzle.



- PSI: 3500
- Temperature: 200°F
- Zinc-Plated
- Inlet 1/4" F Socket
- Outlet 1/4" M Plug

PART NO.	DESCRIPTION	LIST PRICE
8.711-324.0	1/4" Nipple x 1/4" QC	\$16.50

FIBERGLASS TELESCOPING WANDS

High-quality telescoping wand can reach up to 24' with three sizes to choose from. A lightweight wand that is balanced under pressure.



- PSI: 4000
- GPM: 10.5
- Temperature: 195°F
- 6' - 12' Wand Shown

Belt and Pole Clamp



Telescoping Wand

PART NO.	DESCRIPTION	LIST PRICE
8.710-589.0	6'-12'	\$218.00
8.710-590.0	6'-18'	\$336.00
8.710-591.0	8'-24'	\$420.00
8.700-059.0	Strap and Belt Shoulder Harness	\$80.00
8.711-324.0	Gutter Cleaning Attachment	\$16.50
8.723-896.0	TS12 Replacement Gun	\$66.00
8.710-595.0	TS18 Replacement Gun	\$66.00
8.739-434.0	TS24 Replacement Gun	\$66.50

SPRAY-FLEX™ FLEX WAND

Access difficult spots easily. Great for cleaning engines, roofs, eaves, or underneath almost anything! Holds its shape under pressure.



- PSI: 3000 or 5000
- Temperature: 190°F
- 90° Flexibility
- 12" 1/4" NPT x 1/4" NPT

PART NO.	DESCRIPTION	LIST PRICE
8.710-597.0	3000 PSI	\$153.00
8.710-596.0	5000 PSI	\$187.00

FLEX LANCES

Save on broken wand repairs! Flexes a full 180° and returns, preventing bent lances and broken hose. Ideal for self-serve car wash bays.



- PSI: 2500
- Temperature: 200°F
- Industrial-Grade Polyurethane Flex Section
- Galvanized Pipe Ends

PART NO.	DESCRIPTION	LIST PRICE
8.710-598.0	18", 1/4" MPT x 1/4" MPT	\$42.00
8.710-603.0	21", 1/4" MPT x 1/8" FPT	\$60.50
8.710-604.0	24", 1/4" MPT x 1/8" FPT	\$61.50

HOBBY GUN, LANCE AND HOSE

Don't turn away hobby-unit owners. Complete replacement hose, gun and lance.



8.753-272.0

8.754-769.0

8.753-423.0

Insulated Lance with Gun

- PSI: 4500
- GPM: 8
- Temperature: 320 F
- 3/8" NPT Inlet

Lance with Coupler

- PSI: 3000
- Temperature: 140 F

Lance with 3 Hi/Low Varifan Nozzle

- PSI: 2000
- GPM: 5.5

1/4" x 25" Thermoplastic

- PSI: 3600
- Temperature: 140 F

PART NO.	DESCRIPTION	LIST PRICE
8.754-769.0	Insulated Lance with Gun	\$42.80
8.753-272.0	18" Lance with #3 Hi / Low Varifan Nozzle	\$38.60
8.753-423.0	1/4"x25" Thermoplastic, 22mm both ends	\$34.70

NOTE: See page 41 for more Hobby Hose



GUN, DUAL LANCE COMBO

- PSI: 5000
- GPM: 12
- Temperature: 300°F
- Stainless Steel Seat
- 1/4" Stainless Steel Tubes
- 1/4" QC Brass Socket
- 1/8" 40x65 brass soap nozzle
- Weight: 39 oz.

PART NO.	DESCRIPTION	LIST PRICE
8.930-771.0	40" with 5000 psi 12 GPM gun	\$192.00



MV925 GUN

- PSI: 4500
- GPM: 12

PART NO.	DESCRIPTION	LIST PRICE
8.754-381.0	???	\$118.00

LEGACY INDUSTRIAL GUN AND LANCE COMBO

Legacy

Gun and lance combo with 36" square-molded grip lance and 1/4" quick coupled socket. Includes nozzle protector.



- PSI: 5000
- GPM: 10.4
- Temperature: 300°F
- Zinc-Plated Steel Tubes
- Stainless-Steel Seat
- Weight: 39 oz.

PART NO.	DESCRIPTION	LIST PRICE
8.904-095.0	Legacy Gun and Lance with 3/8" MPT QC Inlet	\$86.00

MV925 GUN AND LANCE COMBO

Gun and lance combo with pre-assembled 36" square grip lance.



- PSI: 4500
- 1/4" FPT QC Socket Installed on Outlet of Lance
- GPM: 8.0
- 3/8" MPT QC Nipple Installed on Inlet of Gun

PART NO.	DESCRIPTION	LIST PRICE
8.928-442.0	MV925 Gun	\$64.00

MV925 GUN, LANCE AND HOSE COMBO

Gun, lance and hose combo with 36" square grip lance and 50' hose.



- PSI: 4000
- 3/8" MPT QC Nipple Installed on Inlet of Gun
- 1/4" FPT QC Socket Installed on Outlet of Lance
- GPM: 8
- R1 4000 PSI 3/8" x 50' Black Hose
- 3/8" FPT QC Sockets Installed on Hose

PART NO.	DESCRIPTION	LIST PRICE
8.928-443.0	MV925 Gun	\$201.00

HOSE - LEGACY HIGH-PRESSURE



For use with hot or cold-water pressure washers. The Legacy hose is built to exceed the EN1829-2 Standard and will provide superior abrasion resistance that will increase the life of the hose.

Both single-and double-wire braid hoses come with durable 8" bend restrictors on both ends. The Legacy hose has a "bite-the -wire" coupling that grips the hose better than any other design and is far superior to the "compression fittings" used on conventional hoses.

- Easily Identified: Permanently embossed identification makes for easy tracing and owner protection.
- This heavy duty hose is reinforced with braided, high tensile steel wire and a very durable cover.



HOSE - 1-WIRE



- Rated to 250°F
- Smooth impression, oil resistant tube and **Black Hose Guard** at both ends

HOSE - 2-WIRE



- Rated to 250°F
- Smooth impression, oil resistant tube and **Red Hose Guard** at both ends

PART NO.	LENGTH	PSI	LIST PRICE
3/8" MPT SWIVEL X 3/8" MPT SOLID, 3/8" ID			
8.925-176.0	3/8" x 15' ID	4000	\$62.00
8.925-150.0	3/8" x 25' ID	4000	\$66.00
8.925-156.0	3/8" x 50' ID	4000	\$114.00
8.925-161.0	3/8" x 75' ID	4000	\$164.00
8.925-165.0	3/8" x 100' ID	4000	\$216.00
8.925-170.0	3/8" x 150' ID	4000	\$314.00
8.925-350.0	3/8" x 200' ID	4000	\$419.00
8.925-378.0	Case of 75 (8.925-156.0) 3/8" x 50' Hoses		\$8,325.00
8.925-449.0	Case of 40 (8.925-165.0) 3/8" x 100' Hoses		\$8,400.00
3/8" MPT SWIVEL X 3/8" MPT SWIVEL, 3/8" ID			
8.925-364.0	3/8" x 50' ID	4000	\$119.00
8.925-365.0	3/8" x 75' ID	4000	\$164.00
8.925-167.0	3/8" x 100' ID	4000	\$216.00
8.925-367.0	3/8" x 150' ID	4000	\$321.00
8.925-368.0	3/8" x 200' ID	4000	\$425.00
1/4" MPT SWIVEL X 1/4" MPT, SOLID, 1/4" ID			
8.925-143.0	1/4" x 25' ID	4000	\$66.50
8.925-144.0	1/4" x 30' ID	4000	\$84.50
8.925-145.0	1/4" x 50' ID	4000	\$124.00
8.925-146.0	1/4" x 75' ID	4000	\$189.00
8.925-147.0	1/4" x 100' ID	4000	\$229.00
1/2" MPT SWIVEL X 1/2" MPT SOLID			
8.925-236.0	50' ID	3000	\$189.00
8.925-237.0	75' ID	3000	\$321.00
8.925-238.0	100' ID	3000	\$389.00
BLACK WRAPPED HOSE SWXSW			
8.925-279.0	3/8" x 25' ID	4000	\$68.00

PART NO.	SIZE	PSI	LIST PRICE
3/8" MPT SWIVEL X 3/8" MPT SOLID, 3/8" ID			
8.928-542.0	3/8" x 15'	6000	\$47.70
8.925-180.0	3/8" x 25'	6000	\$78.50
8.925-184.0	3/8" x 50'	6000	\$151.00
8.925-225.0	3/8" x 75'	6000	\$216.00
8.925-229.0	3/8" x 100'	6000	\$275.00
8.925-232.0	3/8" x 150'	6000	\$431.00
8.925-369.0	3/8" x 200'	6000	\$569.00
8.925-382.0	Case of 75 (8.925-184.0) 3/8" x 50' Hoses		\$11,050.00
8.925-450.0	Case of 40 (8.925-229.0) 3/8" x 100' Hoses		\$10,830.00
3/8" MPT SWIVEL X 3/8" MPT SWIVEL, 3/8" ID			
8.925-311.0	3/8" x 25'	6000	\$82.00
8.925-313.0	3/8" x 50'	6000	\$156.00
8.925-314.0	3/8" x 75'	6000	\$216.00
8.925-316.0	3/8" x 100'	6000	\$281.00
8.925-325.0	3/8" x 200'	6000	\$576.00
1/2" MPT SWIVEL X 1/2" MPT SOLID			
8.925-247.0	1/2" x 50'	5000	\$224.00
8.925-249.0	1/2" x 75'	5000	\$354.00
8.925-253.0	1/2" x 100'	5000	\$425.00
BLACK WRAPPED HOSE SWXSO			
9.113-847.0	3/8" x 50'	6000	\$136.00
9.113-848.0	3/8" x 100'	6000	\$251.00

1,000 FOOT REELS

9.113-139.0	3/8" Hose R1	4000 PSI	Black
9.113-140.0	3/8" Hose R2	6000 PSI	Black
9.113-141.0	1/4" Hose R1	4000 PSI	Black

Note: Full Reel - 1000 ft per reel, hose only. Max of 3 incremental cuts per reel, industry standard. Call your sales representative for pricing.



HOSE - LEGACY 1- & 2-WIRE WITH COUPLERS OR M22 ENDS



- Temperature: 250°F
- Coupler and Plug Included
- 3/8" ID - Solid / Swivel & Swivel / Swivel options available



PART NO.	LENGTH	DESCRIPTION	PSI	APPROX WT (LBS.)	LIST PRICE
3/8" BLACK HOSE, R1					
8.928-928.0	50'	3/8" ID Solid X Swivel	4000	13.0	\$123.00
8.928-929.0	100'	3/8" ID Solid X Swivel	4000	24.0	\$226.00
8.930-772.0	50'	Swivel X Swivel	4000	13.0	\$130.00
8.930-773.0	100'	Swivel X Swivel	4000	24.0	\$226.00
8.931-290.0	50'	M22 Fittings	4000		\$134.00
8.931-291.0	100'	M22 Fittings	4000		\$243.00
8.931-292.0	30'	M22 Fittings	4000		\$97.00
3/8" BLACK HOSE, R2					
8.928-930.0	50'	3/8" ID Solid X Swivel	6000	18.0	\$160.00
8.928-931.0	100'	3/8" ID Solid X Swivel	6000	33.0	\$284.00
8.930-774.0	50'	Swivel X Swivel	6000	18.0	\$166.00
8.930-775.0	100'	Swivel X Swivel	6000	33.0	\$291.00
8.931-293.0	50'	M22 Fittings	6000		\$171.00
8.931-294.0	100'	M22 Fittings	6000		\$314.00
8.931-295.0	30'	M22 Fittings	6000		\$120.00

HOSE - GRAY NON-MARKING 1 & 2-WIRE - WITH & WITHOUT COUPLERS

- Tough, Abrasive Resistant Wrapped Cover
- Oil Resistant Non-Marking
- For use with Hot or Cold Water



PART NO.	LENGTH	DESCRIPTION	PSI	APPROX WT (LBS.)	LIST PRICE
3/8" GRAY HOSE					
9.114-440.0	50'	3/8" ID 3/8" GRAY HOSE- SO x SW	R1 - 4200	12	\$108.00
9.114-441.0	100'	3/8" ID 3/8" GRAY HOSE- SO x SW	R1 - 4200	24	\$179.00
9.116-070.0	200'	3/8" ID SO/SW	R1 - 4200		\$377.00
9.114-442.0	50'	3/8" ID 3/8" GRAY HOSE- SO x SW	R2 - 6000	19	\$131.00
9.114-443.0	100'	3/8" ID 3/8" GRAY HOSE- SO x SW	R2 - 6000	36	\$240.00
9.116-071.0	200'	3/8" ID SO/SW	R2 - 6000		\$501.00
9.117-687.0	150'	3/8" ID SW/SW	R1 - 4200		\$286.00
9.117-688.0	150'	3/8" ID SW/SW	R2 - 6000		\$380.00
9.117-689.0	50'	3/8" ID SW/SW	R1 - 4200		\$115.00
9.117-690.0	100'	3/8" ID SW/SW	R1 - 4200		\$187.00
9.117-691.0	50'	3/8" ID SW/SW	R2 - 6000		\$139.00
9.117-692.0	100'	3/8" ID SW/SW	R2 - 6000		\$249.00
9.117-700.0	75'	3/8" ID SW/SW	R2 - 6000		\$194.00
9.117-701.0	75'	3/8" ID SW/SW	R1 - 6000		\$151.00
9.118-118.0	200'	3/8" ID SO x SW	R1 - 6000		\$347.45
9.118-140.0	600'	3/8" ID No Ends	4200		\$990.00
3/8" GRAY HOSE W/ COUPLERS & PLUGS					
9.115-117.0	50'	3/8" ID Brass QCs	R1 - 4200	13	\$117.00
9.115-118.0	100'	3/8" ID Brass QCs	R1 - 4200	25	\$188.00
9.116-085.0	200'	3/8" ID Brass QCs	R1 - 4200		\$385.00
9.115-119.0	50'	3/8" ID SS QCs	R2 - 6000	20	\$148.00
9.115-120.0	100'	3/8" ID SS QCs	R2 - 6000	37	\$260.00
9.116-086.0	200'	3/8" ID SS QCs	R2 - 6000		\$510.00

LIGHTWEIGHT GRAY HOSE


- Tough, Abrasive Resistant Wrapped Cover
- Oil Resistant Non-Marking
- For use with Hot or Cold Water
- Approximately 30% lighter than our standard heavy duty R2 Gray Wrapped Hose



PART NO.	LENGTH	DESCRIPTION	PSI	LIST PRICE
3/8" GRAY HOSE				
9.117-745.0	S 50' 3/8" ID	SO x SW	R2 - 6000	\$133.00
9.117-746.0	100' 3/8" ID	SO x SW	R2 - 6000	\$243.00
9.117-747.0	50' 3/8" ID	SS QC	R2 - 6000	\$150.00
9.117-748.0	S 100' 3/8" ID	SS QC	R2 - 6000	\$264.00
9.118-116.0	200' 3/8" ID	SO x SW	R2 - 6000	\$461.30
9.118-117.0	250' 3/8" ID	SO x SW	R2 - 6000	\$529.00
9.117-790.0	150' 3/8" ID	SO x SW	R2 - 6000	\$369.00

GRAY HOSE FITTINGS

- Swivel and Solid fit all gray hoses



Crimp Fitting

Ferrule

PART NO.	DESCRIPTION	LIST PRICE
9.118-141.0	Swivel Crimp Fitting (Fits all gray hoses)	\$3.47
9.118-142.0	Solid Crimp Fitting (Fits all gray hoses)	\$1.83
9.118-143.0	R1 3/8" Ferrule (Fits R1 Hose and R2 LW hoses)	\$1.14
9.118-144.0	R2 3/8" Ferrule (Fits only R2 hoses)	\$1.30

HOSE - LEGACY 1-WIRE SMOOTH COVER, NON-MARKING



- Temperature: 250°F
- 1/4" & 3/8" Smooth Non-Marking
- 3/8" MPT Solid X 3/8" Swivel Ends



PART NO.	LENGTH	PSI	APPROX WT (LBS.)	LIST PRICE
3/8" SMOOTH YELLOW HOSE				
8.901-800.0	50' x 3/8" ID	3000	12.0	\$197.00
8.901-802.0	75' x 3/8" ID	3000	17.0	\$466.52
8.901-804.0	100' x 3/8" ID	3000	23.0	\$614.00
8.757-441.0	500' Reel	3000	115.0	\$6,080.00
3/8" SMOOTH BLUE HOSE				
8.739-148.0	50' x 3/8" ID	3000	12.0	\$289.00
8.739-149.0	75' x 3/8" ID	3000	17.0	\$427.00
8.739-150.0	100' x 3/8" ID	3000	23.0	\$540.00
8.739-369.0	S 150' x 3/8" ID	3000	34.0	\$844.00
8.925-296.0	200' x 3/8" ID	3000	45.0	\$811.00
8.757-442.0*	500' Reel	3000	115.0	\$2,255.00
3/8" SMOOTH GRAY HOSE				
8.749-935.0	50' x 3/8" ID	3000	13.0	\$282.00
8.749-936.0	100' x 3/8" ID	3000	25.0	\$380.00
8.757-443.0*	500' Reel	3000	125.0	\$2,100.00
1/4" SMOOTH BLUE HOSE				
8.901-796.0	S 50' x 1/4" ID	3000	8.0	\$258.00
8.901-798.0	S 100' x 1/4" ID	3000	16.0	\$495.00

*Full Reel - 500 ft per reel, hose only. Max of 3 incremental cuts per reel, industry standard.



HOSE - LEGACY 1- & 2-WIRE, NON-MARKING



- Temperature: 250°F
- Blue Smooth Non-Marking



PART NO.	LENGTH	PSI	APPROX WT (LBS.)	LIST PRICE
3/8" SMOOTH BLUE HOSE - R2				
8.739-229.0	50' R2	4500	17.0	\$254.00
8.739-231.0	100' R2	4500	33.0	\$704.00
8.925-320.0	150' R2	4500		\$942.00
8.757-438.0*	500' Reel	4500	165.0	\$2,000.00
1/2" SMOOTH BLUE HOSE - R1				
8.925-300.0	1/2" x 75'	3000	25.0	\$465.00
8.757-439.0*	500' Reel	3000	167.0	\$2,925.00

*Full Reel - 500 ft per reel, hose only. Max of 3 incremental cuts per reel, industry standard.

HOSE - A+ 1-WIRE GRAY SMOOTH COVER, NON-MARKING



- Temperature: 250°F
- 3/8" MPT Swivel x 3/8" MPT Solid



PART NO.	LENGTH	DESCRIPTION	PSI	APPROX WT (LBS.)	LIST PRICE
3/8" SMOOTH COVER, GRAY HOSE					
8.921-617.0	3/8" x 25'	4K Gray A+ SOXSW	4000	6.0	\$130.00
8.921-618.0	3/8" x 50'	4K Gray A+ SOXSW	4000	11.0	\$230.00
8.921-619.0	3/8" x 75'	4K Gray A+ SOXSW	4000	17.0	\$333.00
8.921-620.0	3/8" x 100'	4K Gray A+ SOXSW	4000	33.0	\$553.00
8.752-156.0*	600' Reel	4K Gray A+	4000	165.0	

*Full Reel - 600 ft per reel, hose only. Max of 3 incremental cuts per reel, industry standard. Call your sales representative for pricing.

HOSE - A+ 1- & 2-WIRE WITH COUPLING AND PLUG, NON-MARKING



- Temperature: 250°F
- Couplers and Plug Included
- 3/8" MPT Swivel x 3/8" MPT Solid

PART NO.	LENGTH	PSI	APPROX WT (LBS.)	LIST PRICE
3/8" 1-WIRE BLUE HOSE				
8.928-971.0	50' x 3/8" ID	4000	13.0	\$242.00
8.928-972.0	100' x 3/8" ID	4000	23.0	\$447.00
3/8" 2-WIRE BLUE HOSE				
8.928-973.0	50' x 3/8" ID	6000	18.0	\$338.00
8.928-974.0	100' x 3/8" ID	6000	33.0	\$640.00

HOSE - A+ / TUFF-FLEX - 1-WIRE SMOOTH COVER

- Temperature: 250°F
- 50% Greater Flexibility

- 3/8" MPT Swivel x 3/8" MPT Solid
- Smooth impression, maximum oil-resistant tube and cover



PART NO.	LENGTH	PSI	APPROX WT (LBS.)	LIST PRICE
3/8" TUFF-FLEX 1-WIRE BLUE HOSE				
8.921-149.0	25' x 3/8" ID	4000	6.0	\$88.00
8.921-150.0	S 50' x 3/8" ID	4000	11.0	\$230.00
8.921-151.0	75' x 3/8" ID	4000	17.0	\$333.00
8.921-152.0	S 100' x 3/8" ID	4000	23.0	\$358.00
8.753-316.0	600' Reel*	4000	138.0	\$3.30

*Please contact your sales rep to place a bulk hose (reel) order. Full reel will be priced by the foot. These reels are various sizes approximately 600' with a max of 3 incremental cuts, industry standard.

HOSE - A+ / TUFF-FLEX - 2-WIRE SMOOTH COVER

- Temperature: 250°F
- 50% Greater Flexibility

- 3/8" MPT Swivel x 3/8" MPT Solid
- Smooth impression, maximum oil-resistant tube and cover



PART NO.	LENGTH	PSI	APPROX WT (LBS.)	LIST PRICE
3/8" TUFF-FLEX 2-WIRE BLUE HOSE				
8.921-153.0	25' x 3/8" ID	6000	9.0	\$130.00
8.921-154.0	S 50' x 3/8" ID	6000	18.0	\$326.00
8.921-155.0	75' x 3/8" ID	6000	24.0	\$477.00
8.921-156.0	100' x 3/8" ID	6000	33.0	\$522.00
8.753-319.0	600' Reel*	6000	198.0	\$3.90

*Please contact your sales rep to place a bulk hose (reel) order. Full reel will be priced by the foot. These reels are various sizes approximately 600' with a max of 3 incremental cuts, industry standard.

PRESSURE LOOP - 2-WIRE

The 1/4" ID pressure lines solid / swivel for most any application. The 3/8" ID pressure loops have 1/2" female JIC swivels on both ends for typical unloader connection hose.



- 1/4" ID Pressure Loop
- 1/4" ID Two-Wire, 6000 PSI
- 1/4" MPT Swivel x 1/4" MPT Solid
- Temperature: 250°F



- JIC Pressure Loop
- 1/2" Female JIC Swivels - Each End
- 3/8" ID Two-Wire, 6000 PSI
- 1/2" ID 5000 PSI
- Temperatures: 250°F (3/8" Pressure Loop) 275°F (1/2" Pressure Loop)

PART NO.	LENGTH	PSI	LIST PRICE
1/4" PRESSURE LOOP			
8.918-180.0	16" x 1/4" ID	6000	\$23.20
8.918-182.0	26" x 1/4" ID	6000	\$26.70
8.918-183.0	28" x 1/4" ID	6000	\$23.50
8.918-419.0	36" x 1/4" ID	6000	\$32.00
8.918-187.0	42" x 1/4" ID	6000	\$34.10

PART NO.	LENGTH	PSI	LIST PRICE
3/8" JIC PRESSURE LOOP			
8.918-210.0	16" x 3/8" ID	6000	\$35.80
8.918-422.0	20" x 3/8" ID	6000	\$26.70
8.918-423.0	22" x 3/8" ID	6000	\$26.70
8.918-424.0	S 25" x 3/8" ID	6000	\$28.50
8.918-425.0	29" x 3/8" ID	6000	\$29.40
8.918-426.0	32" x 3/8" ID	6000	\$34.10
8.918-427.0	36" x 3/8" ID	6000	\$33.20
8.918-212.0	42" x 3/8" ID	6000	\$34.70
1/2" JIC PRESSURE LOOP			
8.918-224.0	20" x 1/2" ID	5000	\$30.10
8.918-225.0	28" x 1/2" ID	5000	\$35.90
8.918-228.0	46" x 1/2" ID	5000	\$43.70
8.918-230.0	70" x 1/2" ID	5000	\$56.00



HOSE - WHITEWATER® COMBINATION STEAM HOSE



Good up to 3000 PSI - 250°F or 2500 PSI - 325°F



- Single High-Tensile Steel Wire Braid
- High Temperature Bend Restrictors - Both Ends
- Seamless Innertube
- Solid 3/8" or 1/2" MPT Connectors - Both Ends (Swivel Ends NOT Available)
- Oil-Resistant Cover

PART NO.	LENGTH	PSI	LIST PRICE
3/8" STEAM HOSE			
8.901-598.0	25'	3000	\$206.00
8.901-601.0	50'	3000	\$528.00
8.901-603.0	75'	3000	\$781.00
8.901-604.0	100'	3000	\$1,035.00
8.930-657.0	200'	3000	\$2,080.00
8.705-643.0*	500' Reel	3000	\$6.75
1/2" STEAM HOSE			
8.901-721.0	25'	2500	\$299.00
8.901-723.0	50'	2500	\$510.00
8.901-724.0	75'	2500	\$786.00
8.901-725.0	100'	2500	\$985.00
8.705-678.0*	500' Reel	2500	\$9.15

*Full Reel - 500 ft per reel, hose only. Max of 3 incremental cuts, industry standard.

PULSE HOSE



- PSI Working Pressure: 1300
- 3/8" MPT On Both Styles
- Available with either plug-end or open-flow with solid / swivel connects

PART NO.	LENGTH	DESCRIPTION	LIST PRICE
8.711-151.0	18"	with Plug End, Working PSI: 1300 PSI	\$38.00
8.711-153.0	24"	with Plug End, Working PSI: 1300 PSI	\$44.60
8.711-155.0	28"	Solid / Swivel - Open, Working PSI: 1300 PSI	\$33.50
8.711-157.0	36"	Solid / Swivel - Open, Working PSI: 1300 PSI	\$39.70

HOSE BEND RESTRICTORS



- Temperature: 325°F
- Used on Hose Assemblies
- Non-Slip Sure Fit
- Easy Installation
- Top-Quality Molded Fit Bend Restrictors
- Fits snugly to prevent kinks near the connectors
- Insulated Rubber

PART NO.	LENGTH	COLOR	LIST PRICE
1 WIRE			
8.705-479.0	5.3" x 1/4"	Black Vinyl	\$3.30
8.705-476.0	6" X 3/8"	Black Vinyl	\$3.05
8.740-104.0	24.0" x 3/8"	Black Vinyl	\$6.55
8.756-784.0	8.0" X 1/2"	Black Vinyl	\$7.95
2 WIRE			
8.756-735.0	1/2" x 8"	Red Vinyl	\$7.25
8.705-478.0	6.0" x 3/8"	Red Vinyl	\$3.60
8.711-846.0	24.0" x 3/8"	Red Vinyl	\$11.60
8.705-480.0	7.0" x 3/8"	Red Vinyl	\$5.50
COMBO - HIGH TEMP			
8.705-483.0	6.5" x 3/8" ID	Gray Vinyl	\$4.60
8.705-482.0	6.5" x 1/2" ID	Black Rubber	\$27.70

HOBBY HOSE

Replacement hose for most hobby pressure washers sold by retailers.



- PSI Working Pressure: 2250
- PSI Burst Pressure: 9000
- Thermoplastic Cover
- Fiber-braid Reinforcement
- M22 x 1.5 Fitting Inlet
- 14 mm Seal Cone Fits Generac, Excell and Kärcher
- 15 mm Seal Cone Fits Campbell, MI-T-M

PART NO.	LENGTH	SEAL CONE	ID	LIST PRICE
8.705-485.0	25'	14mm	1/4"	\$58.50
8.705-487.0	25'	15mm	1/4"	\$59.00
8.753-423.0	25'	22mm	1/4"	\$34.70

GARDEN HOSE - APEX QUALITY



The essential product for pressure washing

- 5/8" or Larger ID For Full Flow
- Choice of Commercial or Heavy-Duty Grade
- Reinforced hose for flexibility and strength in all weather
- Commercial grade has machined octagonal "wrench tight" fittings

- Rated For Cold-Water Use
- Assemblies Complete With Bend Restrictor

PART NO.	LENGTH	GRADE	COLOR	LIST PRICE
8.704-786.0	50' x 5/8" ID	Com	Gray	\$80.00
8.704-787.0	100' x 5/8" ID	Com	Gray	\$153.00

ALL RUBBER REINFORCED HOT WATER HOSE - 160°F

8.704-790.0	50' x 5/8" ID	Com	Red	\$132.00
8.704-791.0	50' x 3/4" ID	Com	Red	\$193.00

See page 55 for garden hose fittings

GARDEN HOSE - COLD WEATHER



- High-Quality Brass Fittings
- Heated Hose with 110 Plug
- Thermostatically controlled - heating element is activated at +/- 35°F temperature and turned off at +/- 40°F ambient temperature
- Use only with a UL approved GFCI outlet or extension
- PVC material FDA-approved for potable water

- Ideal for outdoor contractors
- 5/8" x 50 ft


PART NO.	LENGTH	DESCRIPTION	LIST PRICE
8.749-944.0	5/8" x 50'	Cold Weather Garden Hose	\$461.00

See page 55 for garden hose fittings

AG HOSE - ORANGE PVC-RIBBED - BULK

Braid-reinforced PVC hose designed specifically for AG / Pest Control and Lawn Spraying applications.

- Max PSI: 600
- Max Temperature: 160°F
- Color: Orange
- Tough Ribbed Cover
- Bulk hose standard in 300' single length coils
- Resists Abrasion and UV Rays
- Does Not Include Ends or Bend Restrictors

PART NO.	LENGTH	PSI	LIST PRICE
3/8" HOSE - ORANGE			
8.705-527.0	300' Coil, Single, Uncut Length	600	\$560.00
8.901-384.0	50' Bulk	600	\$112.00
8.901-385.0	100' Bulk	600	\$276.00
1/2" HOSE - ORANGE			
8.705-523.0	 300' Coil, Single, Uncut Length	600	\$760.00
8.901-377.0	50' Bulk	600	\$141.00
8.901-379.0	100' Bulk	600	\$277.00
3/4" HOSE - ORANGE			
8.705-531.0	300' Coil Single, Uncut Length	600	\$1,230.00

AG HOSE - COMPLETE ASSEMBLY

Braid-reinforced PVC hose designed specifically for AG / Pest control spraying applications. Assembled with ends or bend restrictors.



- Max PSI: 600
- Max Temperature: 160°F
- Color: Orange
- Tough Ribbed Cover
- Resists Abrasion and UV Rays
- Includes Ends and 8" Black Bend Restrictors on Each End

PART NO.	LENGTH	DESCRIPTION	LIST PRICE
8.928-576.0	3/8" x 100'	SO x SW	\$220.00
8.928-577.0	3/8" x 100'	SW x SW	\$226.00
8.928-578.0	3/8" x 50'	SO x SW	\$136.00
8.928-579.0	1/2" x 50'	SO x SW	\$177.00
8.928-580.0	1/2" x 100'	SO x SW	\$309.00
8.928-581.0	1/2" x 300'	SO x SW	\$800.00



TUBING - CLEAR REINFORCED PVC

Multi-use, industrial-grade tubing with high-resistance to chemicals, solvents and fuel.



- Reinforced With Polyester Cord
- Huge Selection of Sizes and Lengths
- 4-to-1 Burst Safety Factor

PART NO.	ID X OD	WP AT 70°F	LENGTH	LIST PRICE
8.901-257.0	1/4" x 3/8"	250	50'	\$27.10
8.704-751.0	1/4" x 3/8"	250	100'	\$84.00
8.704-752.0	S 1/4" x 3/8"	250	300'	\$136.00
8.901-260.0	3/8" x 1/2"	175	25'	\$18.30
8.901-261.0	3/8" x 1/2"	175	50'	\$35.10
8.901-262.0	3/8" x 1/2"	175	100'	\$64.00
8.704-753.0	3/8" x 1/2"	175	300'	\$185.00
8.901-265.0	1/2" x 3/4"	175	50'	\$52.50
8.704-754.0	1/2" x 3/4"	175	100'	\$93.50
8.704-755.0	S 1/2" x 3/4"	175	300'	\$249.00
8.901-267.0	5/8" x 7/8"	175	25'	\$48.20
8.901-268.0	5/8" x 7/8"	140	50'	\$97.00
8.901-269.0	5/8" x 7/8"	140	100'	\$239.00
8.704-756.0	5/8" x 7/8"	140	300'	\$1,175.00
8.901-271.0	3/4" x 1"	140	25'	\$100.00
8.901-272.0	3/4" x 1"	140	50'	\$152.00
8.704-757.0	3/4" x 1"	140	100'	\$353.00
8.704-758.0	3/4" x 1"	140	300'	\$959.00
8.901-273.0	1" x 1-1/4"	75	25'	5104.00
8.901-274.0	1" x 1-1/4"	75	50'	\$201.00
8.901-275.0	1" x 1-1/4"	75	100'	\$397.00
8.704-759.0	1" x 1-1/4"	75	200'	\$827.0.0

See page 56 for hose clamps

CRIMP FITTINGS



PART NO.	SIZE	HOSE	LIST PRICE
8.724-027.0	3/8" MPT, Solid	3/8"	\$5.30
8.724-028.0	3/8" MPT, Swivel	3/8"	\$10.50
8.724-029.0	1/2" FJIC, Solid	3/8"	\$9.55
8.706-759.0	3/8" FPT, Swivel	3/8"	\$18.40

COUPLINGS - FIELD ATTACHABLE

Designed and build your own hose or adapt and repair hose in the field (no crimper required).



PART NO.	ID X MPT	LIST PRICE
1-WIRE BRAID HOSE COUPLINGS		
8.705-493.0	S 1/4" x 1/4", Solid	\$12.10
8.705-495.0	1/4" x 1/4", Swivel	\$23.90
8.705-496.0	3/8" x 1/4", Solid	\$54.50
8.705-497.0	S 3/8" x 3/8", Solid	\$12.90
8.705-498.0	S 3/8" x 3/8", Swivel	\$24.50
8.705-500.0	1/2" x 1/2", Solid	\$19.30
8.705-501.0	1/2" x 1/2", Swivel	\$29.00
2-WIRE BRAID HOSE COUPLINGS		
8.705-502.0	1/4" x 1/4", Solid	\$15.50
8.705-503.0	1/4" x 1/4", Swivel	\$27.70
8.705-505.0	S 3/8" x 3/8", Solid	\$16.80
8.705-506.0	S 3/8" x 3/8", Swivel	\$27.00
8.705-507.0	1/2" x 1/2", Solid	\$24.10
8.705-508.0	1/2" x 1/2", Swivel	\$60.50

TUBING - CLEAR PVC



- "Box Pak" 100 ft
- Temperature: 25°F to 150°F
- Very Flexible, Non-Reinforced
- Self-dispensing Box Packaging

PART NO.	ID X OD	WP AT 70°F	LIST PRICE
8.901-279.0	1/4" x 3/8"	55	\$28.90
8.704-766.0	1/2" x 5/8"	30	\$61.00

TUBING - HEAVY-DUTY VINYL

This clear vinyl tubing is heavier duty than the rest! Thick wall resists kinking. Available in clear or clear-reinforced polyester braid. Comes in 1/4" & 3/8" ID x 1/2" OD.



- Very Flexible
- 100' Rolls
- Temperature: -10 to 150°F

PART NO.	ID X OD	PSI	DESCRIPTION	LIST PRICE
9.113-131.0	1/4" x 1/2"	50	Clear Vinyl	\$107.00
9.113-132.0	1/4" x 1/2"	250	Braided Vinyl	\$123.00
9.113-133.0	3/8" x 1/2"	100	Clear Vinyl	\$85.50

CONNECTOR HOSE - 2' - 10'

Hose come with One Solid x One Swivel MPT crimp fitting on each end.



■ PSI: 4000 - 6000

■ Temperatures:
250°F (1/4" & 3/8" Connector Hoses)
275°F (1/2" Connector Hose)

PART NO.	LENGTH	PSI	HOSE COLOR	LIST PRICE
3/8" ULTIMA - 1-WIRE WITHOUT BEND RESTRICTORS				
8.918-253.0	2'	4000	Black	\$22.70
8.918-255.0	3'	4000	Black	\$24.00
8.918-257.0	4'	4000	Black	\$25.30
8.918-259.0	5'	4000	Black	\$27.90
8.918-261.0	6'	4000	Black	\$30.70
8.918-263.0	7'	4000	Black	\$32.50
8.918-265.0	8'	4000	Black	\$35.40
8.918-267.0	9'	4000	Black	\$38.00
8.918-269.0	10'	4000	Black	\$41.90
1/4" ULTIMA - 1-WIRE WITHOUT BEND RESTRICTORS				
8.918-240.0	2'	4000	Black	\$22.70
8.918-241.0	3'	4000	Black	\$24.50
8.918-242.0	4'	4000	Black	\$26.30
8.918-243.0	5'	4000	Black	\$28.20
8.918-245.0	6'	4000	Black	\$32.00

PART NO.	LENGTH	PSI	HOSE COLOR	LIST PRICE
3/8" ULTIMA - 2-WIRE - WITHOUT BEND RESTRICTORS				
8.918-271.0	2'	6000	Black	\$25.30
8.918-273.0	3'	6000	Black	\$27.90
8.918-276.0	4'	6000	Black	\$30.00
8.918-278.0	5'	6000	Black	\$32.00
8.918-280.0	6'	6000	Black	\$34.70
8.918-282.0	7'	6000	Black	\$35.90
8.918-284.0	8'	6000	Black	\$40.60
8.918-420.0	9'	6000	Black	\$72.00
8.918-288.0	10'	6000	Black	\$46.70
3/8" ULTIMA - 2-WIRE - WITH BEND RESTRICTORS				
8.918-272.0	2'	6000	Black	\$27.90
8.918-275.0	3'	6000	Black	\$34.10
8.918-277.0	4'	6000	Black	\$32.00
8.918-209.0	5'	6000	Black	\$44.60
8.918-281.0	6'	6000	Black	\$40.00
8.918-283.0	7'	6000	Black	\$42.50
8.918-285.0	8'	6000	Black	\$41.20
8.918-287.0	9'	6000	Black	\$44.40
8.918-289.0	10'	6000	Black	\$52.50
1/2" ULTIMA - 2-WIRE - WITHOUT BEND RESTRICTORS				
8.918-292.0	2'	5000	Black	\$31.40
8.918-294.0	3'	5000	Black	\$37.20
8.918-296.0	4'	5000	Black	\$42.80
8.918-298.0	5'	5000	Black	\$48.00
8.918-300.0	6'	5000	Black	\$54.00
8.918-301.0	7'	5000	Black	\$54.00
8.918-302.0	8'	5000	Black	\$64.00
8.918-303.0	9'	5000	Black	\$69.50
8.918-304.0	10'	5000	Black	\$73.00

FLEX LINE BYPASS / SUPPLY LINE HOSE

This industrial PVC hose looks and feels like rubber and has a black seamless inner tube. The tough abrasion resistant outer cover is polyester braid reinforced and as a burst rate of three times the rated working pressure.



- Reinforced Tough Outer Cover
- Excellent for Use as Supply Lines or Bypass

PART NO.	ID X OD	WP AT 70°F	LENGTH	LIST PRICE
RED COVER, HEAVY WALL				
8.901-281.0	3/8" x .634"	300	50'	\$77.50
8.704-762.0	3/8" x .634"	300	500'	\$580.00
8.901-282.0	1/2" x .792"	250	50'	\$72.00
8.704-764.0	1/2" x .792"	250	500'	\$735.00
8.901-284.0	3/4" x 1.14"	160	50'	\$153.00
8.704-765.0	3/4" x 1.14"	160	300'	\$870.00
RED COVER- STANDARD WALL				
9.106-578.0	1/4"	160	500'	\$617.00
BLUE COVER, STANDARD WALL				
8.704-779.0	1/4"	250	475'	\$76.50



CONNECTOR HOSE

Hose comes with solid MPT crimp fittings on both ends.

PART NO.	LENGTH	PSI	LIST PRICE
3/8" ULTIMA - 1-WIRE WITHOUT BEND RESTRICTORS			
8.918-333.0	12'	4000	\$42.80
8.918-334.0	13'	4000	\$44.60
8.918-338.0	15'	4000	\$50.50
8.918-340.0	16'	4000	\$52.00
8.918-342.0	17'	4000	\$56.00
8.918-344.0	18'	4000	\$59.00
8.918-348.0	20'	4000	\$63.50
3/8" ULTIMA - 1-WIRE WITH BEND RESTRICTORS ONE END			
8.919-123.0	12'	4000	\$49.90
8.918-335.0	13'	4000	\$43.30
8.918-339.0	15'	4000	\$55.00
8.918-349.0	20'	4000	\$63.00
1/4" BLUE - 1-WIRE WITHOUT BEND RESTRICTORS			
8.918-389.0	13'	3000	\$55.50
8.918-391.0	14'	3000	\$61.50
8.918-393.0	15'	3000	\$59.50
8.918-395.0	16'	3000	\$66.00
8.918-397.0	17'	3000	\$67.50
8.918-399.0	18'	3000	\$72.00
8.918-401.0	19'	3000	\$72.00
8.918-403.0	20'	3000	\$76.50
8.918-409.0	23'	3000	\$88.50
8.918-411.0	24'	3000	\$91.50
8.918-413.0	25'	3000	\$93.00

PART NO.	LENGTH	PSI	LIST PRICE
3/8" BLUE - 1-WIRE WITHOUT BEND RESTRICTORS			
8.918-360.0	12'	3000	\$80.50
8.918-366.0	15'	3000	\$97.50
8.919-124.0	16'	3000	\$103.00
8.918-369.0	17'	3000	\$109.00
8.918-371.0	18'	3000	\$113.00
8.918-375.0	20'	3000	\$124.00
3/8" BLUE - 1-WIRE WITH BEND RESTRICTORS ONE END			
8.918-367.0	15'	3000	\$100.00
8.918-368.0	16'	3000	\$105.00
8.918-372.0	18'	3000	\$116.00
8.918-376.0	20'	3000	\$129.00
1/4" BLUE - 1-WIRE WITH BEND RESTRICTORS ONE END			
8.918-388.0	12'	3000	\$59.00
8.918-390.0	13'	3000	\$62.00
8.918-392.0	14'	3000	\$65.50
8.918-404.0	20'	3000	\$86.00

SEWER HOSE

Super Flexible Sewer Line Hose. Hose and couplings have small outside diameter, allowing hose and nozzles to fit through sewer line. Sewer line has Super Tough polyether cover over ultra-flexible nylon tube. 1/8" sewer nozzle and hose will operate through many 1-1/2" lines.

- Temperature: 160°F
- Nylon Tube
- 1.5 GPM Optimum Flow 1/8"
2.5 GPM Optimum Flow 1/4"
- Ideal for cleaning lateral lines, drains & tanks
- Thermoplastic Polyurethane black cover that is oil, weather, ozone, and abrasion resistant
- Nozzles Not Included






PART NO.	DESCRIPTION	LIST PRICE
1/8" HOSE - 4800 PSI, 1/4" INLET, 1/8" OUTLET		
8.705-602.0	1/8" x 50'	\$146.00
8.705-603.0	1/8" x 100'	\$253.00
1/4" HOSE - 2600 PSI, 1/4" INLET, 1/4" OUTLET		
8.705-607.0	1/4" x 50'	\$111.00
8.705-608.0	1/4" x 100'	\$239.00
1/4" HOSE - 4400 PSI, 1/4" INLET, 1/4" OUTLET		
8.705-610.0	1/4" x 50'	\$152.00
8.705-611.0	1/4" x 100'	\$277.00
8.705-613.0	1/4" x 200'	\$589.00

Q.C. SOCKETS & PLUGS - LEGACY - BRASS & STEEL 

Brass Couplers, designed for 4000 PSI and extended durability. Affordable and rugged all in one.









- PSI Max: 4000
- Precision Brass Design
- Unrestricted Free-Flow

PART NO.	DESCRIPTION	LIST PRICE
9.802-164.0	 1/4" FPT Brass Socket	\$6.60
9.802-166.0	 3/8" FPT Brass Socket	\$8.45
8.707-166.0	1/2" FPT Brass Socket	\$30.40
9.802-165.0	1/4" MPT Brass Socket	\$7.00
9.802-169.0	 3/8" MPT Brass Socket	\$8.30
8.707-167.0	1/2" MPT Brass Socket	\$28.10

Steel Nipples, hardened steel combined with zinc yellow chromate plating holds up to the harshest environments.











- PSI Max: 4000
- Zinc-Plated
- Hardened Steel

PART NO.	DESCRIPTION	LIST PRICE
8.707-136.0	 1/4" FPT Steel Plug	\$1.75
9.802-170.0	 3/8" FPT Steel Plug	\$2.15
8.707-165.0	 1/2" FPT Steel Plug	\$12.90
8.707-139.0	 1/4" MPT Steel Plug	\$1.65
9.802-171.0	 3/8" MPT Steel Plug	\$2.15
8.707-164.0	 1/2" MPT Steel Plug	\$9.25

Q.C. SOCKETS & PLUGS - LEGACY - STAINLESS-STEEL 



- PSI: 6000
- 303 Stainless-Steel
- Chemical-Resistant






PART NO.	DESCRIPTION	LIST PRICE
8.707-110.0	 1/4" MPT Stainless-steel Socket	\$9.45
8.707-135.0	 3/8" MPT Stainless-steel Socket	\$11.10
8.707-140.0	 1/4" MPT Stainless-steel Plug	\$4.80
8.707-152.0	 3/8" MPT Stainless-steel Plug	\$5.95
8.707-103.0	 1/4" FPT Stainless-steel Socket	\$9.50
8.707-125.0	 3/8" FPT Stainless-steel Socket	\$11.20
8.707-138.0	 1/4" FPT Stainless-steel Plug	\$4.80
8.707-144.0	 3/8" FPT Stainless-steel Plug	\$5.95
9.114-991.0	1/2" FPT Stainless-steel Socket	\$30.60
9.114-992.0	1/2" MPT Stainless-steel Socket	\$28.40
9.118-159.0	1/2" FPT, Stainless Steel Nipple	\$7.22
9.118-160.0	1/2" MPT, Stainless Steel Nipple	\$7.01

O-RINGS

O-Rings for Legacy, AP, Hansen, Foster, Parker and quick-coupler brands.



- EPDM to 280°F
- Buna to 210°F
- Viton to 300°F

PART NO.	QC SIZE	BULK PART NO.*	LIST PRICE
EPDM QC			
8.701-981.0	1/8"		\$0.65
9.802-098.0	 1/4"	9.114-431.0*	\$0.35
9.802-102.0	 3/8"	9.114-432.0*	\$0.65
BUNA QC			
8.702-015.0	1/4"	9.114-433.0*	\$0.65
8.702-017.0	 3/8"	9.114-434.0*	\$0.75
8.702-021.0	1/2"		\$1.00
VITON QC			
8.702-084.0	 1/4"	9.114-435.0*	\$1.45
8.702-088.0	 3/8"	9.114-436.0*	\$1.85
8.702-090.0	1/2"		\$3.90

*Pack of 1000

Q.C. SOCKETS & PLUGS - FOSTER



- Precision Performance
- Unrestricted Bore for Free Flow
- Resists Plug Deformation When Pressure Spikes Occur and Withstands Pump Pulse
- Brass - 5200 PSI
- Steel & Stainless Steel - 5500 PSI

PART NO.	DESCRIPTION	TYPE	LIST PRICE
SOCKETS			
8.756-030.0	1/4" Male	Brass	\$11.40
8.756-031.0	1/4" Female	Brass	\$9.75
8.756-032.0	3/8" Male	Brass	\$12.60
8.756-033.0	3/8" Female	Brass	\$12.40
8.756-034.0	1/2" Female	Brass	\$18.10
PLUGS			
8.756-035.0	1/4" Male	Steel	\$2.55
8.756-036.0	1/4" Female	Steel	\$2.80
8.756-037.0	3/8" Male	Steel	\$3.30
8.756-038.0	3/8" Female	Steel	\$3.60
8.756-039.0	3/8" Male	Stainless-steel	\$13.20
8.756-040.0	3/8" Female	Stainless-steel	\$14.60
8.756-041.0	1/2" Male	Steel	\$6.55
8.756-042.0	1/2" Female	Steel	\$8.40

Q.C. SOCKETS & PLUGS - SNAPTITE SERIES

Snaptite Quick Sockets and Plugs are precision-built for extreme high pressure.

- PSI Max: 11,000
- Temperature: -40°F to 205°F
- Zinc Chromate



PART NO.	DESCRIPTION	TYPE	LIST PRICE
SOCKET			
8.707-115.0	1/4" FPT	Zinc Chromate	\$26.50
8.707-116.0	1/4" MPT	Zinc Chromate	\$26.70
9.802-167.0	3/8" FPT	Zinc Chromate	\$36.60
PLUG			
8.707-117.0	1/4" FPT	Zinc Chromate	\$12.40
8.707-121.0	1/4" MPT	Zinc Chromate	\$13.00
9.802-168.0	3/8" FPT	Zinc Chromate	\$12.90
8.707-120.0	3/8" MPT	Zinc Chromate	\$14.30
SEAL, U-PACK			
9.804-043.0	1/4"	Zinc Chromate	\$16.80
8.706-712.0	3/8"	Zinc Chromate	\$15.90

Q.C. SOCKETS & PLUGS - ST SERIES

SERIES	STEEL PLUG	BRASS PLUG	STAINLESS-STEEL
	PSI	PSI	PSI
1/8"	2600	2500	4200
1/4"	5500	5200	6700
3/8"	3500	2700	6300
1/2"	2700	2200	3000
3/4"	1700	1700	1700

PART NO.	DESCRIPTION	TYPE	LIST PRICE
SOCKETS			
8.709-463.0	3/4" MPT	Brass	\$54.50
8.709-462.0	3/4" FPT	Brass	\$32.20
8.709-566.0	3/8" MPT	Stainless-steel	\$108.00
8.709-564.0	3/8" FPT	Stainless-steel	\$46.40
8.709-457.0	1/2" FPT	Stainless-steel	\$51.00
PLUGS			
8.709-478.0	1/8" MPT	Steel, Zinc-plated	\$9.00
8.709-479.0	1/8" FPT	Steel, Zinc-plated	\$18.40
8.709-502.0	3/4" MPT	Steel, Zinc-plated	\$25.70
8.709-509.0	3/4" FPT	Steel, Zinc-plated	\$12.30
8.709-486.0	1/4" MPT	Hardened Stainless-steel	\$12.90
8.709-488.0	1/4" FPT	Hardened Stainless-steel	\$17.00
8.709-480.0	1/2" MPT	Hardened Stainless-steel	\$29.00
8.709-481.0	1/2" FPT	Hardened Stainless-steel	\$53.50

Q.C. SOCKETS & PLUGS - M22 - TWIST SEAL

Allows U.S. standard hose to connect to 22 mm European fittings.



- PSI Max: 4000
- GPM: 7.8
- Temperature Max: 302°F
- Internal O-Ring Seal
- Machined-brass Body
- High-Impact Plastic Knob
- Not Threaded

PART NO.	DESCRIPTION	TYPE	LIST PRICE
8.709-522.0	1/4" FPT	Machined-brass Body	\$10.70
8.709-530.0	3/8" FPT	Machined-brass Body	\$9.45
9.802-173.0	1/4" MPT	Machined-brass Body	\$10.40
8.709-526.0	3/8" MPT	Machined-brass Body	\$9.80

Plugs are made of heavy-duty machined-brass for a safe and leak-free connection.



PART NO.	DESCRIPTION	TYPE	LIST PRICE
8.709-540.0	1/4" FPT	Machined-brass Body	\$5.55
8.709-546.0	3/8" FPT	Machined-brass Body	\$4.50
8.709-536.0	1/4" MPT	Machined-brass Body	\$5.55
8.707-185.0	3/8" MPT	Machined-brass Body	\$7.40
9.115-009.0	M22 X M22	Machined Brass body	\$6.45

Q.C. SOCKETS & PLUGS - EXTENDED TWIST SEAL



- PSI: 3600
- GPM: 11
- Temperature: 300°F
- Double O-Ring Seal
- Machined-Brass Body
- High-Impact Plastic Knob

PART NO.	DESCRIPTION	PSI MAX	LIST PRICE
8.709-535.0	1/4" FPT x M22, Female, Coupler	3600	\$13.20
8.709-555.0	1/4" FPT x M22, Male, Plug	3600	\$7.15

Q.C. SOCKETS & PLUGS - M22 - TWIST SEAL

Couples U.S. standard pipe threads to 22 mm European fittings found on imported pressure washers.



Sockets

- PSI Max: 4000, GPM: 7.8
- Temperature Max: 302°F
- 3.9 to 4.2 Oz. Weight
- Internal O-ring with back ring seal assures no-leak operation
- Oversized High-Impact Plastic Knob
- Machined-Brass Body

PART NO.	DESCRIPTION	TYPE	LIST PRICE
8.709-524.0	1/4" FPT	Machined-brass Body	\$16.00
8.709-531.0	3/8" FPT	Machined-brass Body	\$15.30
8.709-534.0	1/2" FPT	Machined-brass Body	\$16.70
8.709-521.0	1/4" MPT	Machined-brass Body	\$14.80
8.709-528.0	3/8" MPT	Machined-brass Body	\$14.70
8.709-533.0	1/2" MPT	Machined-brass Body	\$17.30



Plugs

PART NO.	DESCRIPTION	TYPE	LIST PRICE
8.709-548.0	3/8" FPT	Machined-brass Body	\$8.05
8.709-553.0	1/2" FPT	Machined-brass Body	\$8.90
8.709-539.0	1/4" MPT	Machined-brass Body	\$6.50
8.709-551.0	1/2" MPT	Machined-brass Body	\$7.65

Q.C. SOCKETS & PLUGS- M22 - QUICK DISCONNECT



Part # 8.709-554.0

- PSI: 4000
- Temperature: 175°F
- EPDM O-Rings
- Machined-brass Body

PART NO.	DESCRIPTION	LIST PRICE
8.709-554.0	3/8" QC Coupler X M22 M	\$10.40
8.709-601.0	3/8" Plug X M22 F	\$10.80
9.114-604.0	3/8" QC Coupler X M22 F	\$20.90



O-Rings - M22, Viton

PART NO.	DESCRIPTION	LIST PRICE
8.704-036.0	O-rings, M22 Viton	\$1.85
8.704-037.0	Back Ring, 2.4 x 9.3	\$3.15
8.756-782.0	O-rings (EPDM)	\$2.45

KEW STYLE QC'S



PART NO.	DESCRIPTION	PSI	LIST PRICE
9.113-655.0	KEW Style Plug Male	4000	\$30.00
9.113-654.0	Adapter	3600	\$50.50

Q.C. SOCKETS & PLUGS - DOUBLE SHUT-OFF



8.709-580.0



8.709-556.0

- Quick disconnect without drips and leaks
- Indispensable for in-plant multiple station systems
- Machined-construction brass, zinc-plated steel or stainless steel

PART NO.	DESCRIPTION	TYPE	PSI MAX	LIST PRICE
SOCKETS				
8.709-556.0	1/8" FPT	Brass	3000	\$18.10
8.756-043.0	1/4" FPT	Brass	2700	\$26.50
8.709-559.0	3/8" FPT	Brass	2200	\$38.70
8.709-560.0	1/2" FPT	Brass	2250	\$57.00
8.709-561.0	1/2" FPT	Stainless-steel	4250	\$321.00
8.709-562.0	3/4" FPT	Brass	2000	\$111.00
PLUGS				
8.709-580.0	1/8" FPT	Brass	3000	\$13.60
8.709-583.0	3/8" FPT	Brass	2200	\$14.30
8.756-044.0	1/4" FPT	Brass	2700	\$12.30
8.709-584.0	1/2" FPT	Brass	2250	\$34.80
8.709-582.0	3/8" FPT	Steel, Zinc	4000	\$24.70

O-RING REPLACEMENTS



Replacement O-Rings

- Nitrile Up to 210°F
- Use Viton for 230°F and Above

PART NO.	DESCRIPTION	TYPE	MAX TEMP	LIST PRICE
8.701-994.0	1/8" O-ring	Nitrile	Up To 210°F	\$0.65
8.702-015.0	1/4" O-ring	Nitrile	Up To 210°F	\$0.65
8.702-017.0	3/8" O-ring	Nitrile	Up To 210°F	\$0.75
8.702-021.0	1/2" O-ring	Nitrile	Up To 210°F	\$1.00
8.702-084.0	1/4" O-ring	Viton	230°F +	\$1.45
8.702-088.0	3/8" O-ring	Viton	230°F +	\$1.85
8.702-090.0	1/2" O-ring	Viton	230°F +	\$3.90
8.702-023.0	3/32" O-ring	Nitrile*	230°F +	\$1.15

* For Kit 1

Q.C. SOCKETS & PLUGS - A+ BRASS

Designated for 4000 PSI and extended durability. EPDM O-rings as standard. Affordable and rugged all in one.



PART NO.	DESCRIPTION	PSI	LIST PRICE
8.750-695.0	1/4" Socket FPT	4000	\$5.90
8.750-696.0	1/4" Socket MPT	4000	\$5.90
8.750-697.0	3/8" Socket FPT	4000	\$7.45
8.750-698.0	3/8" Socket MPT	4000	\$7.15

SWIVELS - 90°

Excellent for car wash booms and hose reels. Remarkable value, comparable to best swivels made.



- PSI: 4000
- Temperature: 225°F
- Forged-Brass Body
- Nitrile O-Ring

PART NO.	DESCRIPTION	PSI MAX	LIST PRICE
8.712-460.0	3/8" M x 3/8" F	4000	\$64.00
8.712-461.0	3/8" F x 3/8" F	4000	\$60.00
8.712-462.0	1/2" M x 1/2" F	4000	\$70.00
8.712-463.0	1/2" F x 1/2" F	4000	\$68.00
8.712-464.0	1/2" M x 3/8" F	4000	\$59.00
8.712-469.0	3/8" F x 3/4" M w 3/8" Inside thread	4000	\$60.00
8.900-855.0	Repair Kit	4000	\$8.55

SWIVELS - RIGHT ANGLE



8.712-449.0

- PSI Max: 3000 (Brass)
- PSI Max: 5000 (Stainless-Steel)
- Temperature: 300°F
- 360° Swivel Rotation



8.712-448.0

PART NO.	DESCRIPTION	TYPE	LIST PRICE
8.712-448.0	3/8" Swivel	Stainless-steel	\$99.00
8.712-450.0	3/8" Swivel	Brass	\$55.50
8.712-449.0	1/2" Swivel	Brass	\$89.00
8.700-287.0	3/8" Repair Kit for 8.712-448.0, 8.712-450.0		\$38.50
8.700-285.0	1/2" Repair Kit for 8.712-449.0		\$33.10

SWIVELS - STAINLESS-STEEL, HIGH-PRESSURE



Perfect for Hose to Trigger Gun Swivel connection



- GPM Max: 15
- MAX PSI: 5000
- Temperature: 250° F
- Viton Seals

PART NO.	DESCRIPTION	PSI	LIST PRICE
9.113-294.0	3/8 MPT X FPT	5000	\$80.00

SWIVELS - STAINLESS-STEEL, HIGH-PRESSURE AND ECONOMY BRASS



- GPM Max:
10.5 (Stainless-Steel)
7.8 (Brass)
- Temperature:
320°F (Stainless-Steel)
195°F (Brass)
- Highly Resistant to Harsh Chemicals
- "Live" Swivel at Full Pressure
- Weight: 6 oz..

PART NO.	DESCRIPTION	PSI	LIST PRICE
8.712-456.0	1/4" M x F, Swivel - SS	5600	\$78.00
8.712-455.0	3/8" M x F, Swivel - SS	5600	\$80.00
8.712-443.0	3/8" M x F, Swivel - Brass	3600	\$19.60
8.704-096.0	Repair Kit for 8.712-456.0, 8.712-455.0		\$18.50

SWIVELS - GUN - MOSMATIC



Made of corrosion-resistant material and stainless-steel, self-lubricated bearings, the new gun swivel offers highest-quality Swiss-made craftsmanship.



- PSI: 4000
- Temperature: 250°F
- GPM: 30

PART NO.	DESCRIPTION	LIST PRICE
8.712-467.0	1/4" NPTF, Gun Swivel	\$89.00
8.712-466.0	3/8" NPTF, Gun Swivel	\$87.00

SWIVELS - STAINLESS-STEEL BALL BEARING



- PSI Max: 3500
- Temperature: 180°F
- Hardened, Stainless-Steel Body
- Nitrile Buna Seals
- M x F NPT Thread
- Ball-bearing design ensures free swivel action under pressure
- Suitable for extended-wear applications

PART NO.	DESCRIPTION	GPM	LIST PRICE
8.712-457.0	1/4" Stainless-steel	6.8	\$57.00
8.712-458.0	3/8" Stainless-steel	10.6	\$60.00
8.712-459.0	1/2" Stainless-steel	27.0	\$76.00
8.700-461.0	Repair Kit for 8.712-459.0		\$20.70

SWIVELS - STAINLESS-STEEL



- PSI: 4000
- Temperature: 200°F
- All Stainless Construction
- Teflon® Swivel Ring
- Rebuildable
- 3/8" In and Out

PART NO.	DESCRIPTION	LIST PRICE
8.712-446.0	3/8" MPT x FPT	\$36.70
8.712-447.0	3/8" FPT x FPT	\$38.60

SWIVELS - BALL BEARING

Swivels freely even at maximum pressure level noted below.



- Brass and Stainless-steel Materials
- Inline & 90 Degree Options

PART NO.	DESCRIPTION	PSI MAX	LIST PRICE
8.712-438.0			
8.712-479.0			
INLINE SWIVELS			
8.712-438.0	1/4" MPT x FPT	2000	\$60.50
8.712-439.0	1/4" MPT x FPT	3500	\$68.00
8.712-440.0	3/8" MPT x FPT	2000	\$61.50
8.712-441.0	3/8" MPT x FPT	3500	\$69.00
90° SWIVELS			
8.712-479.0	1/4" 90°	3500	\$94.50
8.700-263.0	Rebuild Kit		\$22.80

SWIVELS - A+ LONG BODY STYLE



- PSI: 3000
- Brass Housing
- Stainless-Steel Flow-Through Bolt
- Close-tolerance fit ensures leakproof seal
- Teflon® Ring Provides Free Swivel

PART NO.	DESCRIPTION	TYPE	LIST PRICE
8.904-551.0	3/8" MPT x FPT*	Brass	\$32.30
8.904-552.0	3/8" FPT x FPT*	Brass	\$35.50

* Long Body Style

ADAPTERS - BRASS



- FPT X MPT

PART NO.	DESCRIPTION	TYPE	LIST PRICE
8.705-186.0	1/8" x 1/8"	Brass	\$2.00
9.803-054.0	1/4" x 1/8"	Brass	\$2.15
8.705-188.0	1/4" x 1/4"	Brass	\$2.70
8.705-185.0	3/8" x 1/8"	Brass	\$8.80
9.804-007.0	3/8" x 1/4"	Brass	\$3.40
8.705-190.0	3/8" x 3/8"	Brass	\$4.45
8.705-192.0	1/2" x 1/4"	Brass	\$4.60
8.705-191.0	1/2" x 3/8"	Brass	\$4.50
9.802-148.0	1/2" x 1/2"	Brass	\$4.25
8.705-194.0	3/4" x 1/2"	Brass	\$6.75
8.705-195.0	3/4" x 3/4"	Brass	\$15.60

BUSHINGS - BRASS



- FPT X MPT

PART NO.	DESCRIPTION	TYPE	LIST PRICE
9.803-564.0	1/4" x 1/8"	Brass	\$1.35
8.705-129.0	3/8" x 1/4"	Brass	\$1.95
9.804-015.0	3/8" x 1/8"	Brass	\$2.70
9.802-135.0	1/2" x 1/4"	Brass	\$3.25
8.705-132.0	1/2" x 3/8"	Brass	\$2.55
8.705-133.0	3/4" x 3/8"	Brass	\$5.60
9.802-136.0	3/4" x 1/2"	Brass	\$4.25

HEX COUPLINGS - BRASS



PART NO.	DESCRIPTION	TYPE	LIST PRICE
8.705-150.0	1/8" F	Brass	\$1.65
8.705-151.0	1/4" F	Brass	\$2.15
8.705-152.0	3/8" F	Brass	\$3.45
8.705-153.0	1/2" F	Brass	\$4.25
8.705-154.0	3/4" F	Brass	\$8.50

HEX COUPLINGS - REDUCING - BRASS



PART NO.	DESCRIPTION	TYPE	LIST PRICE
8.705-155.0	1/4" x 1/8" F	Brass	\$2.35
8.705-156.0	3/8" x 1/4" F	Brass	\$3.05
8.705-157.0	1/2" x 1/4" F	Brass	\$8.10
8.705-158.0	1/2" x 3/8" F	Brass	\$7.50
8.705-159.0	3/4" x 1/2" F	Brass	\$13.60

HEX NIPPLES - DOUBLE - BRASS



PART NO.	DESCRIPTION	TYPE	LIST PRICE
8.705-224.0	1/8" x 1/8" M	Brass	\$1.35
9.802-108.0	1/4" x 1/4" M	Brass	\$1.90
8.705-228.0	3/8" x 3/8" M	Brass	\$2.80
9.803-989.0	1/2" x 1/2" M	Brass	\$4.75
8.705-233.0	3/4" x 3/4" M	Brass	\$9.30
8.705-234.0	1" x 1" M	Brass	\$23.80

HEX REDUCING NIPPLES - BRASS



PART NO.	DESCRIPTION	TYPE	LIST PRICE
8.630-575.0	1/4" x 1/8" M	Brass	\$3.00
8.705-223.0	3/8" x 1/8" M	Brass	\$4.75
8.705-227.0	3/8" x 1/4" M	Brass	\$3.45
8.705-229.0	1/2" x 1/4" M	Brass	\$6.30
9.803-276.0	1/2" x 3/8" M	Brass	\$4.70
9.803-556.0	3/4" x 1/2" M	Brass	\$8.90

NIPPLES - BRASS - OPEN & CLOSE



Close Nipple



PART NO.	DESCRIPTION	TYPE	LIST PRICE
8.705-201.0	1/8" Close	Brass	\$0.85
8.705-204.0	1/4" Close	Brass	\$1.35
8.705-211.0	3/8" Close	Brass	\$2.00
9.802-109.0	1/2" Close	Brass	\$2.70
8.705-220.0	3/4" Close	Brass	\$6.20
8.705-202.0	1/8" x 1-1/2"	Brass	\$1.65
8.705-203.0	1/8" x 2-1/2"	Brass	\$7.55
8.705-205.0	1/4" x 1-1/2"	Brass	\$2.20
8.705-206.0	1/4" x 2"	Brass	\$2.95
8.705-207.0	1/4" x 2-1/2"	Brass	\$4.90
8.705-212.0	3/8" x 1-1/2"	Brass	\$3.65
8.705-213.0	3/8" x 2-1/2"	Brass	\$6.00
8.705-214.0	3/8" x 3"	Brass	\$8.40
8.705-217.0	1/2" x 1-1/2"	Brass	\$4.75
8.705-218.0	1/2" x 3"	Brass	\$12.80
8.705-221.0	3/4" x 2"	Brass	\$8.55
8.705-222.0	3/4" x 3"	Brass	\$19.00

SWIVELS - JIC



9.802-151.0

PART NO.	DESCRIPTION	TYPE	LIST PRICE
9.802-153.0	1/4" Barb x 1/4" JIC FPT	Brass	\$3.85
9.802-151.0	S 1/2" Barb x 1/2" JIC FPT	Brass	\$7.55
9.802-152.0	3/4" Barb x 3/4" JIC FPT	Brass	\$16.80
9.802-048.0	S 1/2" JIC FPT x 3/8" MPT	Steel	\$7.90
8.706-315.0	1/2" JIC FPT x 1/2" MPT	Steel	\$11.20

NIPPLES - JIC X-PIPE



PART NO.	DESCRIPTION	LIST PRICE
8.706-265.0	1/2" JIC x 1/4" FPT	\$19.20
9.802-037.0	1/2" JIC x 3/8" FPT	\$5.05
9.802-036.0	1/2" JIC x 3/8" MPT	\$3.25
9.802-038.0	1/2" JIC x 1/2" MPT	\$4.00

ELBOWS - 90° - BRASS



PART NO.	DESCRIPTION	TYPE	LIST PRICE
8.705-160.0	1/8" FPT	Brass	\$3.55
8.705-161.0	1/4" FPT	Brass	\$5.55
9.802-113.0	3/8" FPT	Brass	\$6.45
9.803-265.0	1/2" FPT	Brass	\$12.20
8.705-164.0	3/4" FPT	Brass	\$21.20
8.705-169.0	1/4" x 1/4" MPT	Brass	\$5.65
8.705-171.0	3/8" x 3/8" MPT	Brass	\$8.55
8.705-173.0	1/2" x 1/2" MPT	Brass	\$15.70
9.802-129.0	1/2" JIC x 3/8" MPT	Brass	\$8.70
9.802-131.0	1/2" JIC x 1/2" MPT	Brass	\$8.80

REDUCING ELBOWS

8.705-165.0	1/4" FPT x 1/8" FPT	Brass	\$10.40
8.705-166.0	3/8" FPT x 1/4" FPT	Brass	\$15.40
8.705-168.0	1/4" x 1/8" MPT	Brass	\$7.65
8.705-167.0	3/8" x 1/8" MPT	Brass	\$13.40
8.705-170.0	3/8" x 1/4" MPT	Brass	\$7.45
8.705-172.0	1/2" x 3/8" MPT	Brass	\$10.10

ELBOWS - STREET-BRASS



PART NO.	DESCRIPTION	TYPE	LIST PRICE
90° STREET ELBOWS			
8.705-174.0	1/8" M x F	Brass	\$2.35
9.803-839.0	1/4" M x F	Brass	\$4.00
9.802-114.0	3/8" M x F	Brass	\$5.60
9.802-115.0	1/2" M x F	Brass	\$9.95
9.803-555.0	3/4" M x F	Brass	\$16.70
45° STREET ELBOWS			
8.705-180.0	1/8" M x F	Brass	\$4.05
8.705-181.0	1/4" M x F	Brass	\$5.10
8.705-182.0	3/8" M x F	Brass	\$5.55
8.705-183.0	1/2" M x F	Brass	\$8.70
8.705-184.0	3/4" M x F	Brass	\$37.80

TEES - FPT - FORGED-BRASS



PART NO.	DESCRIPTION	TYPE	LIST PRICE
8.705-246.0	1/8" F	Brass	\$4.40
8.705-247.0	1/4" F	Brass	\$7.00
8.705-248.0	3/8" F	Brass	\$9.45
9.802-117.0	1/2" F	Brass	\$15.40
8.705-251.0	3/4" F	Brass	\$26.90

TEES - BRANCH-BRASS



■ FPT x FPT x MPT Pipe Run

PART NO.	DESCRIPTION	TYPE	LIST PRICE
9.802-120.0	1/4"	Brass	\$10.70
8.705-254.0	3/8"	Brass	\$12.00
8.705-255.0	1/2"	Brass	\$25.70

TEES - STREET-BRASS



■ FPT x FPT x MPT Pipe Run

PART NO.	DESCRIPTION	TYPE	LIST PRICE
9.802-121.0	1/4"	Brass	\$7.30
8.705-257.0	3/8"	Brass	\$8.65
9.802-122.0	1/2"	Brass	\$17.30
8.705-259.0	3/4"	Brass	\$48.50

CROSSES - FPT - BRASS EXTRUDED



PART NO.	DESCRIPTION	TYPE	LIST PRICE
8.705-196.0	1/4"	Brass	\$10.10
8.705-197.0	3/8"	Brass	\$15.70
8.705-198.0	1/2"	Brass	\$22.70
8.705-199.0	3/4"	Brass	\$80.00

NIPPLES - JIC - BRASS



9.802-128.0



8.706-894.0

PART NO.	DESCRIPTION	TYPE	LIST PRICE
8.706-872.0	1/2" JIC x 1/4" MPT	Brass	\$6.10
9.802-127.0	1/2" JIC x 3/8" MPT	Brass	\$4.45
9.802-128.0	1/2" JIC x 1/2" MPT	Brass	\$4.75
8.706-877.0	1/2" JIC x 3/4" MPT	Brass	\$9.80
8.706-894.0	1/2" JIC x 1/2" FPT	Brass	\$6.10
8.706-896.0	1/2" JIC x 1/4" FPT	Brass	\$7.20
8.706-897.0	1/2" JIC x 3/4" FPT	Brass	\$10.50
8.706-899.0	3/4" JIC x 3/4" Pipe MPT	Brass	\$14.50
8.706-971.0	1/2" JIC x 3/4" GHF	Brass	\$15.90

BARBS - PUSH-N-LOCK



Normally requires no clamps



Barb x Barb

PART NO.	DESCRIPTION	TYPE	LIST PRICE
BARB X MPT			
8.705-069.0	1/4" x 1/8"	Brass	\$1.95
8.705-070.0	1/4" x 1/4"	Brass	\$2.55
8.705-071.0	1/4" x 3/8"	Brass	\$4.55
8.705-072.0	3/8" x 1/8"	Brass	\$3.70
8.705-073.0	3/8" x 1/4"	Brass	\$2.70
8.705-074.0	3/8" x 3/8"	Brass	\$3.60
8.705-075.0	3/8" x 1/2"	Brass	\$6.15
8.705-076.0	3/8" x 3/4"	Brass	\$19.50
8.705-077.0	1/2" x 1/4"	Brass	\$6.10
9.802-156.0	1/2" x 3/8"	Brass	\$4.95
8.705-079.0	1/2" x 1/2"	Brass	\$5.95
8.705-080.0	1/2" x 3/4"	Brass	\$12.20
8.705-081.0	5/8" x 3/8"	Brass	\$18.90
8.705-082.0	5/8" x 1/2"	Brass	\$10.40
8.705-083.0	5/8" x 3/4"	Brass	\$13.40
8.705-084.0	3/4" x 1/2"	Brass	\$10.60
8.705-085.0	3/4" x 3/4"	Brass	\$11.00
BARB X BARB			
8.705-064.0	1/4" x 1/4"	Brass	\$3.25
8.705-065.0	3/8" x 3/8"	Brass	\$3.70
8.705-066.0	1/2" x 1/2"	Brass	\$5.80
8.705-067.0	5/8" x 5/8"	Brass	\$8.95
8.705-068.0	3/4" x 3/4"	Brass	\$9.85

HOSE BARBS - BRASS CHECK BARBS



- 1/4" MPT x 1/4" Barb
- Brass Body
- Buna or Viton Check Ball

PART NO.	DESCRIPTION	TYPE	LIST PRICE
8.904-389.0	Check Hose Barb - Viton	Brass Body	\$20.60

HOSE BARBS - SWIVEL - LOW PRESSURE

Swivels easily at low pressure to eliminate twists and tangles in chemical or water lines.



- PSI Max: 300
- Temperature: 210°F
- Brass MPT base with steel hose barb

PART NO.	DESCRIPTION	TYPE	LIST PRICE
8.705-050.0	1/4" x 1/4"	Brass MPT, Steel Hose Barb	\$7.90
8.705-052.0	3/8" x 3/8"	Brass MPT, Steel Hose Barb	\$9.35
8.705-053.0	1/2" x 1/2"	Brass MPT, Steel Hose Barb	\$12.20

HOSE BARBS - ORIFICED

Inexpensive way to create suction on inlet side of pump



- 3/8" MPT x 5/8" Barb
- Used in-line from float tank to pump
- One-Piece, Machined-Brass
- Standard orifice 5/32" - drill up to 3/8" to fit your need

PART NO.	DESCRIPTION	TYPE	LIST PRICE
8.705-093.0	Orificed Hose Barb	Machined Brass	\$6.30

DRAIN COCKS



PART NO.	DESCRIPTION	LIST PRICE
8.705-060.0	1/4" Fuel Drain with Tee Handle	\$3.85

HOSE BARBS - BRASS



90° Barb x MPT

- 90° Barb x MPT, Barb x MPT, & Barb x FPT



Barb x MPT

PART NO.	DESCRIPTION	TYPE	LIST PRICE
90° BARB X MPT			
9.802-142.0	1/4" x 1/8"	Brass	\$5.30
9.802-143.0	1/4" x 1/4"	Brass	\$4.95
8.705-118.0	3/8" x 1/4"	Brass	\$5.30
8.705-119.0	3/8" x 3/8"	Brass	\$6.45
8.705-120.0	3/8" x 1/2"	Brass	\$11.10
8.705-121.0	1/2" x 1/4"	Brass	\$8.45
8.705-122.0	1/2" x 3/8"	Brass	\$9.80
8.705-123.0	1/2" x 1/2"	Brass	\$10.50
8.705-125.0	5/8" x 3/8"	Brass	\$8.35
8.705-126.0	5/8" x 1/2"	Brass	\$9.50
BARB X MPT			
8.705-097.0	1/8" x 1/4"	Brass	\$3.75
9.802-137.0	1/4" x 1/8"	Brass	\$1.55
9.802-138.0	1/4" x 1/4"	Brass	\$1.90
8.705-102.0	1/4" x 3/8"	Brass	\$3.25
8.705-108.0	1/4" x 1/2"	Brass	\$5.90
8.705-098.0	3/8" x 1/8"	Brass	\$2.10
8.705-104.0	3/8" x 1/4"	Brass	\$2.10
8.705-105.0	3/8" x 3/8"	Brass	\$2.80
8.705-103.0	3/8" x 1/2"	Brass	\$6.65
8.705-100.0	3/8" x 3/4"	Brass	\$10.60
8.705-110.0	1/2" x 1/4"	Brass	\$2.45
8.705-106.0	1/2" x 3/8"	Brass	\$3.05
8.705-109.0	1/2" x 1/2"	Brass	\$4.40
8.705-111.0	1/2" x 3/4"	Brass	\$6.95
8.705-107.0	5/8" x 3/8"	Brass	\$3.75
9.802-140.0	5/8" x 1/2"	Brass	\$4.55
8.705-113.0	5/8" x 3/4"	Brass	\$10.60
8.705-114.0	3/4" x 1/2"	Brass	\$4.90
8.705-115.0	3/4" x 3/4"	Brass	\$7.20
BARB X FPT			
8.706-949.0	1/4" x 1/4"	Brass	\$3.25

PLUGS - HEX HEAD



PART NO.	DESCRIPTION	LIST PRICE
8.705-236.0	1/8"	\$0.85
8.705-238.0	1/4"	\$1.30
8.705-240.0	3/8"	\$2.15
9.803-673.0	1/2"	\$3.60
8.705-244.0	3/4"	\$5.90

PLUGS - ALLEN HEAD



PART NO.	DESCRIPTION	LIST PRICE
9.803-051.0	1/8"	\$0.90
9.802-124.0	1/4"	\$1.30
8.705-241.0	3/8"	\$2.15
8.705-243.0	1/2"	\$3.60

LOCKNUT FITTINGS - HEX-HEAD PLUGS



PART NO.	DESCRIPTION	LIST PRICE
8.705-041.0	1/8"	\$2.20
8.705-042.0	1/4"	\$2.75
8.705-043.0	3/8"	\$2.55
8.705-044.0	1/2"	\$2.80
8.705-045.0	3/4"	\$8.45

GARDEN HOSE FITTINGS



- MGH = Male Garden Hose
- FGH = Female Garden Hose
- Heavy-Duty, Machined-brass Fittings



PART NO.	DESCRIPTION	LIST PRICE
8.901-292.0	1/4" MPT	\$11.60
8.705-032.0	1/4" MPT	\$11.60
8.901-292.0	3/8" MPT	\$13.40
8.901-291.0	1/2" MPT	\$14.50
8.705-033.0	1/2" FPT (S-1)	\$5.20
9.802-146.0	3/4" FGH Swivel with 1/2" MPT Strainer	\$8.85
8.705-034.0	3/4" FPT (S-2)	\$6.95
8.705-035.0	3/4" FGH (S-3)	\$8.10
8.705-008.0	1/2" Barb	\$6.30
8.705-009.0	5/8" Barb	\$6.40
8.705-010.0	3/4" Barb	\$8.25


SWIVEL FITTINGS - 3/4" FGH

8.705-032.0	1/4" MPT	\$11.60
8.901-292.0	3/8" MPT	\$13.40
8.901-291.0	1/2" MPT	\$14.50
8.705-033.0	1/2" FPT (S-1)	\$5.20
9.802-146.0	3/4" FGH Swivel with 1/2" MPT Strainer	\$8.85
8.705-034.0	3/4" FPT (S-2)	\$6.95
8.705-035.0	3/4" FGH (S-3)	\$8.10
8.705-008.0	1/2" Barb	\$6.30
8.705-009.0	5/8" Barb	\$6.40
8.705-010.0	3/4" Barb	\$8.25

GARDEN HOSE QUICK COUPLERS

8.709-460.0	Female Hose Coupler	\$26.00
8.709-508.0	Male Hose Plug	\$11.40

GARDEN HOSE ACCESSORIES

8.705-016.0	Garden Hose Washer	\$0.40
9.804-016.0	 Filter Screen Washer (30-mesh)	\$0.40

SOLID FITTINGS

8.705-024.0	3/4" MGH x 3/8" MPT	\$7.70
9.802-145.0	3/4" MGH x 1/2" MPT	\$8.95
8.705-026.0	3/4" MGH x 3/4" MPT	\$6.35
8.705-019.0	3/4" FGH x 1/2" FPT	\$9.15
8.705-020.0	3/4" FGH x 3/4" FPT	\$7.45
8.705-022.0	3/4" FGH x 1/2" MPT	\$10.50
8.705-023.0	3/4" FGH x 3/4" MPT	\$7.25
8.705-018.0	3/4" FGH x 3/4" FGH (Stainless-steel)	\$8.35

HOSE BARB FITTINGS

8.705-086.0	3/8" Barb x 3/4" MGH	\$7.60
8.705-087.0	1/2" Barb x 3/4" MGH	\$6.20
8.705-088.0	5/8" Barb x 3/4" MGH	\$6.45
8.705-089.0	3/4" Barb x 3/4" MGH	\$6.35
8.705-091.0	3/8" Barb x 3/4" FGH	\$7.10
8.705-092.0	1/2" Barb x 3/4" FGH	\$6.15
8.705-094.0	5/8" Barb x 3/4" FGH	\$6.90
8.705-095.0	3/4" Barb x 3/4" FGH	\$6.85

HOSE CONNECTOR WITH TENSION SPRING

9.117-454.0	3/4" F GH Inlet, 1/2" M Outlet	\$13.20
9.117-453.0	3/4" F GH Inlet, 3/8" M Outlet	\$13.20

HOSE CLAMPS

WARNING: LOW-PRESSURE USE ONLY!



- Not for Use on Pressure Washer Discharge Hose
- Stainless-Steel Band and Housing
- Screw Clamp - Gear Tensions



- Nylon "Speedi-Clamp" Tightens with a Snap
- Releases with a Twist
- Pack of 50

PART NO.	BAND	OD	MIN	MAX	LIST PRICE
SCREW CLAMPS					
9.802-200.0	4 mm	5/16"	.25	.63	\$1.20
8.710-456.0	5 mm	5/16"	.38	.88	\$1.70
8.710-457.0	10 mm	5/16"	.50	1.06	\$1.60
8.710-458.0	H8	1/2"	.44	.91	\$1.65
8.710-459.0	H10	1/2"	.56	1.06	\$1.75
8.710-460.0	H12	1/2"	.69	1.25	\$2.05
8.710-461.0	H16	1/2"	.7	1.50	\$2.05
8.710-464.0	H32	1/2"	1.56	2.50	\$2.15
6.390-126.0	Red Spring Clamp		.466	.54	\$0.45
8.709-116.0	Green Spring Clamp		.40	.48	\$0.40
SPEEDI-CLAMPS - PACKS OF 50					
8.904-167.0	1/4" ID Speedi-Clamp				\$24.80
8.904-168.0	3/8" ID Speedi-Clamp				\$33.20

ADAPTERS - HIGH PSI - STEEL



- MPT x FPT

PART NO.	DESCRIPTION	PSI	TYPE	LIST PRICE
8.705-356.0	1/4" x 1/4"	6000	Steel	\$3.75
8.705-357.0	1/4" x 3/8"	6000	Steel	\$6.30
9.804-553.0	3/8" x 3/8"	6000	Steel	\$10.10
8.706-302.0	3/8" x 1/2"	6000	Steel	\$10.10
8.705-360.0	1/2" x 1/2"	6000	Steel	\$15.70
8.705-361.0	1/2" x 3/4"	6000	Steel	\$15.70
8.705-362.0	3/4" x 3/4"	6000	Steel	\$31.20

COUPLINGS - HEX - HIGH PSI - STEEL

- Up to 6000 PSI Working Pressure (18,000 PSI Burst)
- Attractive Zinc-Plated Protective Coating
- U.S. Standard Taper Pipe Threads

COUPLINGS - HEX - HEAVY WALL STEEL



- FPT x FPT

PART NO.	DESCRIPTION	PSI	LIST PRICE
HEX COUPLINGS			
8.705-364.0	1/4" x 1/4"	6000	\$4.00
8.705-366.0	3/8" x 3/8"	6000	\$4.95
8.706-141.0	1/2" x 1/2"	5000	\$7.65
8.705-371.0	3/4" x 3/4"	5000	\$12.60
REDUCING COUPLINGS			
8.705-365.0	3/8" x 1/4"	6000	\$7.50
8.705-367.0	1/2" x 3/8"	5000	\$10.60
8.705-368.0	1/2" x 1/4"	5000	\$9.35
8.705-370.0	3/4" x 1/2"	4000	\$19.00

NIPPLES - HEX - HIGH PSI - STEEL



- MPT X MPT

PART NO.	DESCRIPTION	PSI	LIST PRICE
9.802-010.0	1/4" x 1/4"	6000	\$2.20
9.802-011.0	3/8" x 3/8"	6000	\$3.05
9.802-012.0	1/2" x 1/2"	6000	\$4.35
8.705-380.0	3/4" x 3/4"	6000	\$8.30
9.802-022.0	3/8" x 1/4"	6000	\$3.65
8.705-375.0	1/2" x 1/4"	6000	\$5.80
8.705-376.0	1/2" x 3/8"	6000	\$4.70
8.705-379.0	3/4" x 1/2"	6000	\$8.50

ELBOWS - 45°



- FPT X FPT

PART NO.	DESCRIPTION	LIST PRICE
8.706-278.0	3/8" x 3/8", 45°	\$12.90

ELBOWS - STREET - HIGH PSI - STEEL



■ MPT x FPT

PART NO.	DESCRIPTION	PSI	LIST PRICE
9.802-029.0	1/4" x 1/4"	6000	\$6.55
9.804-080.0	1/4" x 3/8"	6000	\$9.05
9.802-030.0	3/8" x 3/8"	6000	\$8.80
8.705-384.0	3/8" x 1/2"	6000	\$13.10
9.803-045.0	1/2" x 1/2"	6000	\$12.90
8.705-386.0	1/2" x 3/4"	6000	\$30.90
8.705-387.0	3/4" x 3/4"	6000	\$27.00

TEES - STREET TEE - HIGH PSI - STEEL



■ FPT x FPT x MPT Pipe Run

PART NO.	DESCRIPTION	PSI	LIST PRICE
8.705-428.0	1/4"	5000	\$9.45
9.802-033.0	3/8"	4500	\$11.80
9.802-034.0	1/2"	3000	\$20.00
8.705-431.0	3/4"	3000	\$34.60

ELBOWS - HIGH PSI - STEEL



PART NO.	DESCRIPTION	PSI	LIST PRICE
8.706-176.0	1/4" x 1/8" FPT	4500	\$10.50
8.705-393.0	1/4" x 1/4" FPT	5000	\$6.50
8.705-394.0	1/4" x 3/8" FPT	4500	\$9.45
9.802-023.0	3/8" x 3/8" FPT	4500	\$7.70
8.705-396.0	3/8" x 1/2" FPT	3000	\$15.70
8.705-397.0	1/2" x 1/2" FPT	3000	\$12.60
8.705-398.0	1/2" x 3/4" FPT	4000	\$28.70
8.705-399.0	3/4" x 3/4" FPT	4000	\$27.80
9.802-039.0	1/2" JIC x 3/8" MPT	5000	\$7.00
9.802-040.0	1/2" JIC x 1/2" MPT	5000	\$11.30
9.802-130.0	1/2" JIC x 1/4" MPT	5000	\$12.70
8.706-906.0	1/2" JIC x 3/4" FPT	5000	\$19.90

CROSSES - 4 CONNECTS - HIGH PSI - STEEL



PART NO.	DESCRIPTION	PSI	LIST PRICE
8.705-418.0	1/4" FPT	5000	\$17.60
8.705-419.0	3/8" FPT	4500	\$18.40
8.705-420.0	1/2" FPT	3000	\$29.00
8.705-421.0	3/4" FPT	3000	\$55.00

TEES - 3 CONNECTS - HIGH PSI - FORGED




PART NO.	DESCRIPTION	PSI	LIST PRICE
8.705-412.0	1/4" FPT	5000	\$9.70
8.705-414.0	3/8" FPT	4500	\$13.00
8.706-216.0	1/2" FPT	3000	\$16.40
8.705-417.0	3/4" FPT	3000	\$30.90
8.706-213.0	1/4" MPT	5000	\$17.50

REDUCING BUSHING - HIGH PSI - STEEL



■ MPT x FPT

PART NO.	DESCRIPTION	PSI	TYPE	LIST PRICE
9.802-046.0	3/8" x 1/4"	6000	Steel	\$2.00
8.705-423.0	1/2" x 1/4"	6000	Steel	\$3.20
9.802-045.0 	1/2" x 3/8"	6000	Steel	\$3.10
8.705-426.0	3/4" x 1/2"	6000	Steel	\$4.55

HEX PIPE PLUGS - HIGH PSI - STEEL



PART NO.	DESCRIPTION	PSI	TYPE	LIST PRICE
9.803-530.0	1/4" MPT	6000	Steel	\$1.00
8.705-433.0	3/8" MPT	6000	Steel	\$1.50
8.705-434.0	1/2" MPT	6000	Steel	\$2.20
8.705-435.0	3/4" MPT	6000	Steel	\$5.30

GALVANIZED PIPE FITTINGS

- Pressed-Steel Fittings - external galvanized for excellent chemical resistance
- NOT recommended for high-pressure piping applications
- Ideal for supply line (city water pressure) applications working pressure rating of 125 PSI

ELBOWS - STREET - 90° - GALVANIZED



PART NO.	DESCRIPTION	LIST PRICE
8.705-407.0	1/4" MPT x FPT	\$3.95
8.705-408.0	3/8" MPT x FPT	\$3.85
8.705-409.0	1/2" MPT x FPT	\$3.30
8.705-410.0	3/4" MPT x FPT	\$8.30

TEES - BANDED - 3 CONNECTS - GALVANIZED



PART NO.	DESCRIPTION	LIST PRICE
8.705-456.0	1/4" FPT x FPT x FPT	\$4.45
8.705-458.0	3/8" FPT x FPT x FPT	\$4.55
8.705-459.0	1/2" FPT x FPT x FPT	\$3.10
8.705-461.0	3/4" FPT x FPT x FPT	\$4.25

COUPLINGS - GALVANIZED



PART NO.	DESCRIPTION	LIST PRICE
8.705-436.0	1/4" FPT x FPT	\$3.65
8.705-437.0	3/8" FPT x FPT	\$2.55
8.705-438.0	1/2" FPT x FPT	\$2.20
8.705-439.0	3/4" FPT x FPT	\$3.85

ELBOWS - 90° - GALVANIZED



PART NO.	DESCRIPTION	LIST PRICE
8.705-405.0	1/2" FPT x FPT	\$2.55
8.705-406.0	3/4" FPT x FPT	\$4.45

NIPPLES - PIPE - MPT - HIGH PSI - ZINC



PART NO.	DESCRIPTION	PSI	TYPE	LIST PRICE
9.803-043.0	2" x 1/4"	6000	Zinc	\$4.10
8.705-441.0	3" x 1/4"	6000	Zinc	\$16.90
8.705-443.0	2" x 3/8"	6000	Zinc	\$11.50
8.705-985.0	3" x 3/8"	6000	Zinc	\$8.15
8.705-446.0	2" x 1/2"	6000	Zinc	\$9.20
9.802-014.0	3" x 1/2"	6000	Zinc	\$7.95
8.705-996.0	5" x 1/2"	6000	Zinc	\$11.80
8.705-450.0	2" x 3/4"	6000	Zinc	\$12.60
8.705-451.0	3" x 3/4"	6000	Zinc	\$21.20
8.705-452.0	4" x 3/4"	6000	Zinc	\$23.30
8.705-453.0	6" x 3/4"	6000	Zinc	\$35.90



FILTERS - CHEMICAL - "THE BIG ONE"



Larger, heavier, and with more filtering area than competitors' filters.



- Corrosion-resistant Plastic
- Stepped 1/4" & 3/8" Hose Barb
- Weighted to Hold onto Bottom of Tank

PART NO.	DESCRIPTION	LIST PRICE
8.709-938.0	 with Check Valve	\$4.40
8.709-939.0	 without Check Valve	\$3.80

FILTERS - CHEMICAL - BRASS



50-mesh, stainless-steel screen. Removable mesh for easy cleaning. Heavy-duty, one-piece brass body holds the filter on the bottom of tank.



- 1/4" Hose Barb
- Stainless-Steel Check Ball

PART NO.	DESCRIPTION	LIST PRICE
8.707-058.0	with Check Valve	\$7.00
8.709-934.0	without Check Valve	\$6.50

FILTERS - CHEMICAL - BRASS / PLASTIC

Polypropylene and brass construction.



- 7 mm Hose Barb

PART NO.	DESCRIPTION	LIST PRICE
8.709-935.0	with Check Valve	\$7.25
9.802-160.0	without Check Valve	\$4.00

FILTERS - CHEMICAL LINES WITH FILTER



- 6-Foot Long, 1/4" Clear Vinyl Tubing

PART NO.	DESCRIPTION	PSI	LIST PRICE
8.903-991.0	Chemical Line, Filter with Check Valve	Brass Filter	\$13.90
8.903-993.0	Chemical Line, Filter with Check Valve	Plastic Filter	\$13.90
8.903-996.0	Chemical Line, Filter without Check Valve	Plastic Filter	\$13.20

FILTERS - IN-LINE - HEAVY-DUTY



- PSI Max: 145
- GPM Max: 8
- Temperature Max: 140°F
- 1/2" Female x Male
- 50-Mesh Screen
- Unbreakable Reinforced Nylon Cap

PART NO.	DESCRIPTION	PSI	LIST PRICE
8.709-974.0	Filter	145	\$32.50
8.709-975.0	Filter with Auxiliary Bypass Port	145	\$33.00
8.704-172.0	Replacement Filter	145	\$11.60

FILTERS - IN-LINE - ALL METAL

Diecast aluminum body & cover with a black anodized finish.



- PSI Max: 580
- GPM Max: 6.6
- Temperature Max: 195°F
- 38-Mesh Screen
- 1/2" Female x Male

PART NO.	DESCRIPTION	PSI	LIST PRICE
8.709-976.0	All Metal In-Line Filter	170	\$49.40

FILTERS - IN-LINE - GREEN-CAP

The original Green-Cap!



- PSI Max: 145
- GPM Max: 6
- 50-Mesh Stainless Screen
- Aluminum Housing with a Plastic Cap
- 1/2" FPT Inlet
- 1/2" MPT Outlet
- Two 1/2" MPT Bypass Ports

PART NO.	DESCRIPTION	MAX PSI	LIST PRICE
8.709-961.0	Green Cap Filter	145	\$33.70
8.701-383.0	Replacement Screen	145	\$12.10
8.701-382.0	Replacement Cap	145	\$12.80
8.702-034.0	Replacement O-Ring	145	\$1.00

FILTERS - CLEAR BOWL



- Low-Profile Style
- MPT Inlet and Outlet
- White Nylon Body
- Clear Bowl
- Stainless-Steel Screen
- L3" L x 1-3/4" W x 2-3/8" H

PART NO.	DESCRIPTION	COLOR	LIST PRICE
8.709-962.0	1/4", 40-Mesh Screen	Clear Bowl	\$24.50
8.709-963.0	1/4", 80-Mesh Screen	Clear Bowl	\$23.20
8.709-964.0	3/8", 40-Mesh Screen	Clear Bowl	\$19.60
8.709-965.0	3/8", 80-Mesh Screen	Clear Bowl	\$17.50
8.709-966.0	1/2", 40-Mesh Screen	Clear Bowl	\$21.60
8.709-967.0	1/2", 80-Mesh Screen	Clear Bowl	\$21.60
8.700-563.0	80-Mesh Replacement Screen		\$7.05
8.700-564.0	40-Mesh Replacement Screen		\$4.90

FILTERS - IN-LINE - CAN-TYPE



- 40- or 80-Mesh Filtration
- Heavy-duty molded plastic with stainless-steel screen
- Hanger tab standard on 3/8", 1/2" and 3/4"
- Choose Black or Clear Filter Cans

PART NO.	DESCRIPTION	COLOR	LIST PRICE
40-MESH FILTERS			
8.709-982.0	3/8" Hanger Tab	Black	\$26.30
8.709-986.0	1/2" Hanger Tab	Black	\$25.10
8.709-990.0	S 3/4" Hanger Tab	Black	\$29.60
8.709-994.0	1" Hanger Tab	Black	\$55.00
8.710-001.0	1-1/4" Hanger Tab	Black	\$53.00
8.710-003.0	1-1/2" Hanger Tab	Black	\$85.50
8.709-983.0	3/8" Hanger Tab	Clear	\$61.50
8.709-987.0	1/2" Hanger Tab	Clear	\$43.70
8.709-991.0	S 3/4" Hanger Tab	Clear	\$42.30
8.709-996.0	1" Hanger Tab	Clear	\$116.00
8.710-002.0	1-1/4" Hanger Tab	Clear	\$88.00
8.710-004.0	1-1/2" Hanger Tab	Clear	\$89.50
80-MESH FILTERS			
8.709-988.0	1/2" Hanger Tab	Black	\$28.50
8.709-992.0	3/4" Hanger Tab	Black	\$29.00
8.709-995.0	1" Hanger Tab	Black	\$53.50
8.710-005.0	1-1/4" Hanger Tab	Black	\$80.00
8.709-999.0	1-1/2" Hanger Tab	Black	\$82.50
8.709-989.0	1/2" Hanger Tab	Clear	\$48.70
8.709-993.0	S 3/4" Hanger Tab	Clear	\$48.20
8.709-997.0	1" Hanger Tab	Clear	\$121.00
8.710-006.0	1-1/4" Hanger Tab	Clear	\$93.00
8.710-000.0	1-1/2" Hanger Tab	Clear	\$92.50

PART NO.	DESCRIPTION	COLOR	LIST PRICE
IN-LINE CAN-TYPE FILTER PARTS - 3/8", 1/2", 3/4"			
8.700-555.0	Gasket		\$2.05
8.700-557.0	Viton Gasket		\$6.50
8.700-559.0	Bowl	Black	\$15.70
8.700-560.0	S Bowl	Clear	\$27.10
8.700-565.0	40-Mesh Screen, Blue		\$20.70
8.700-567.0	S 80-Mesh Screen, White		\$20.30
8.700-569.0	1/2" Top with Tab		\$27.90
8.700-570.0	3/4" Top with Tab		\$11.20
IN-LINE CAN-TYPE FILTER PARTS - 1", 1-1/4", 1-1/2"			
8.700-556.0	S Gasket		\$3.20
8.700-558.0	Viton Gasket		\$11.20
8.700-566.0	1", 40-Mesh Screen		\$10.10
8.700-576.0	1-1/2", 40-Mesh Screen		\$17.00
8.700-568.0	S 1", 80-Mesh Screen		\$12.60
8.700-577.0	1-1/4", 80-Mesh Screen		\$12.10
8.700-578.0	1-1/2", 80-Mesh Screen		\$13.90
8.700-571.0	1" Filter Top		\$64.50
8.700-573.0	1", 1-1/4", 1-1/2" Bowl	Black	\$29.00
8.700-574.0	S 1", 1-1/4", 1-1/2" Bowl	Clear	\$48.20

FILTERS - IN-LINE - CLEARVIEW



8.710-145.0 8.710-146.0 8.710-147.0

- Stainless-Steel Screen
- Combination 1/2", 3/4" Hose Barb
- Weighted to hold at bottom of tank or source

PART NO.	DESCRIPTION	LIST PRICE
8.710-145.0	3/8" NPT x 3/4" GH	\$35.20
8.710-147.0	3/8" NPT x 3/4" GH with 1/4" Bypass	\$48.60
8.710-144.0	1/2" NPT x 3/4" GH	\$35.20
8.710-146.0	1/2" NPT x 3/4" GH with 1/3" Bypass	\$41.40

STRAINERS - Y TRAP



- PSI Max: 170
- Temperature Max: 194°F
- Brass Bodies and Cap
- FPT Inlet and Outlet
- Stainless-Steel 50-Mesh Cylinder Screen

PART NO.	DESCRIPTION	MAX PSI	LIST PRICE
8.709-956.0	1/4" FPT Brass Bodies and Cap	170	\$20.00
8.709-957.0	3/8" FPT Brass Bodies and Cap	170	\$19.50
8.709-958.0	1/2" FPT Brass Bodies and Cap	170	\$19.50
8.709-959.0	3/4" FPT Brass Bodies and Cap	170	\$26.90
8.709-960.0		170	\$39.10

FOOT / CHECK VALVE

Includes backflow check and perforated screen, prevents damage to pump or control valves.



- Removable Stainless-Steel Screen
- Spring-Loaded Check Valve
- Cast-Brass Bodies
- FPT Outlet

PART NO.	DESCRIPTION	TYPE	LIST PRICE
8.709-388.0	1/2" Foot Check Valve and Screen		\$19.50
8.709-390.0	1" Spring Check Valve	Brass	\$30.90

FOOT VALVES - SUCTION - ST35 / ST35R

Weighted to hold at bottom of tank or source.



- Stainless-Steel Screen
- Combination 1/2", 3/4" Hose Barb

PART NO.	DESCRIPTION	TYPE	LIST PRICE
8.709-970.0	Suction Foot Valve with Check Valve	Stainless-steel Screen	\$50.00

STRAINERS / TANK SCREEN

Use for tank drain or chemical line.



- Stainless-Steel Screen - 40 or 50 Mesh
- PVC Base attaches to nipple or tubing

PART NO.	DESCRIPTION	MESH	LIST PRICE
8.710-008.0	1/4" FPT	50	\$5.95
8.710-010.0	3/8" FPT	50	\$7.00
8.710-011.0	1/2" FPT	40	\$8.25
9.802-162.0	1/2" FPT	50	\$8.20
8.710-013.0	3/4" FPT	40	\$9.65
8.710-014.0	3/4" FPT	50	\$13.90
8.710-015.0	1" FPT	40	\$18.10
8.710-016.0	1-1/2" FPT	40	\$20.30

FILTERS - IN-LINE - NOZZLE - HIGH-PRESSURE

Protect your turbo nozzle from damage caused by debris in the water flow.



8.709-978.0



8.710-149.0



8.709-979.0



8.710-150.0

- PSI Max: 5000
- Temperature: 300°F
- 1/4" MPT Outlet
- 100 Mesh Screen

PART NO.	DESCRIPTION	TYPE	LIST PRICE
8.709-978.0	1/4" FPT Inlet x 1/4" MPT Outlet	Brass	\$19.60
8.709-979.0	1/4" QC Inlet x 1/4" MPT Outlet	Brass	\$20.70
8.710-149.0	1/4" QC Inlet x 1/4" MPT Outlet	416 SS	\$31.00
8.710-150.0	1/4" MPT Inlet x 1/4" MPT Outlet	Brass	\$26.50
8.704-234.0	Replacement filter for 8.709-978.0 / 8.709-979.0		\$6.10
8.701-201.0	Replacement filter for 8.710-149.0 / 8.710-150.0		\$5.80

FILTERS - FUEL


In-line, disposable.



8.709-942.0



9.802-211.0

PART NO.	DESCRIPTION	TYPE	LIST PRICE
9.802-211.0 	1/4" Inlet / Outlet	Plastic	\$9.45
8.709-942.0	1/4" Inlet / Outlet	Metal	\$7.15
8.709-943.0	3/8" Inlet / Outlet	Plastic	\$7.85

FILTERS - HIGH-VOLUME

Molded plastic housing.



- PSI Max: 125
- GPM Max: 12 at 50 Micron
- GPM Max: 10 at 5 or 20 Micron
- 3/4" FPT Inlet and Outlet
- 14-1/2" Tall x 5-1/2" Port to Port

PART NO.	DESCRIPTION	MAX PSI	LIST PRICE
8.710-017.0	Housing only	125	\$94.50
8.753-552.0	Mounting Bracket / Hardware	125	\$29.00
8.700-581.0	Replacement O-ring	125	\$3.85



- Pleated Ployester / Polypropylene Core
- Recommended for large flow, low- pressure applications (up to 60 PSI)

PART NO.	DESCRIPTION	GPM	LIST PRICE
ULTRA FINE FILTER ELEMENTS			
8.710-019.0	5 Micron	10	\$23.20
8.710-020.0	20 Micron	10	\$21.90
8.710-021.0	50 Micron	12	\$20.80



- Recommended for maximum filtration with reduced flow requirements (up to 130 PSI)

PART NO.	DESCRIPTION	GPM	LIST PRICE
SYNTHETIC STRING WOUND ELEMENTS			
8.710-022.0	5 Micron	4	\$15.00
8.710-023.0	20 Micron	5	\$14.60
8.710-024.0	50 Micron	6	\$14.60

FILTERS - FUEL - CLEAR BOWL



- Aluminum Housing
- Non-replaceable 120 mesh stainless-steel screen
- 1/4" x 1/4"
- Clear Acrylic Bowl

PART NO.	DESCRIPTION	LIST PRICE
8.709-948.0	Complete Unit	\$23.00

FILTERS - FUEL / WATER SEPARATOR - LEGACY



- 10 Micron Filtration
- Spin-On Convenience
- Water-Separation Chamber
- 1/4" FPT Inlet / Outlet
- Easy Drain Water / Sediment Bowl

PART NO.	DESCRIPTION	LIST PRICE
8.725-306.0	Complete Unit	\$87.00
8.725-307.0*	Element Only	\$32.40

*Order 24 for a full case

FILTERS - BLUE TOP



PART NO.	DESCRIPTION	TYPE	LIST PRICE
HOUSING			
8.753-559.0	Housing, 5", 1/2" F-F		\$25.80
8.753-561.0	Housing, 5", 1" F-F		\$27.90
8.753-562.0	Housing, 10", 1/2" F-F		\$27.40
8.753-563.0	Housing, 10", 3/4" F-F		\$32.30
CARTRIDGE			
8.753-564.0	Cartridge, 10" Poly Thread	Disposable	\$8.20
8.753-565.0	Cartridge, 5" Poly Thread		\$4.70
8.753-566.0	Cartridge, 10" Nylon Mesh	Washable	\$10.70
8.753-567.0	Cartridge, 5" Nylon Mesh		\$7.15

FILTERS - FUEL ELEMENT - GENERAL



- Can Type
- GPM Max: 10
- 10 Micron Filtration
- Inexpensive Replacement
- Wool Felt Element

PART NO.	DESCRIPTION	LIST PRICE
8.709-950.0	Element Only - 1A-30	\$5.55



FILTERS - FUEL / WATER SEPARATOR - RACOR



The "Max" fuel system protector.



- 10 Micron Filtration
- Spin-On Convenience
- Water-Separation Chamber
- 1/4" FPT Inlet / Outlet
- Easy Drain Water / Sediment Bowl

PART NO	DESCRIPTION	LIST PRICE
9.802-212.0	Complete Unit	\$104.00
8.709-953.0	Element	\$38.10
8.700-553.0	Plastic Bowl	\$60.00

FILTERS - FUNNEL - RACOR



- GPM: 3.9
- Telfon-Coated, Stainless-Steel Filter
- Separates Free Water and Contaminates from Gasoline / Diesel / Kerosene

PART NO.	DESCRIPTION	LIST PRICE
8.709-955.0	Racor Filter Funnel	\$70.00

SEWER / TUBE CLEANING NOZZLES - ST-49 & "MINI"



The reverse jets on the fixed and rotary nozzles pull the hose through the tube or sewer line and blast debris from line or tube walls.

- PSI: 4200
- Physically Small for Cornering Ability
- Corrosion-resistant Stainless-steel Construction
- Backward Ports Drive the Nozzle Forward and Flush Debris
- Orifice Size Indicated on Non-rotating Styles
- Forward Ports Blast into Pipe and Breaks Up Clogs and Debris
- Rotating Style Adds Extra Agitation and Surface Cleaning



0-forward, 3 back ports



1-forward, 4 back ports



1-forward, 3 back ports



0-forward, 3 back ports



0-forward, 3 back ports



0-forward, 2 side ports

PART NO.	NOZZLE	ORIFICE SIZE	O.D.	PORTS	LIST PRICE
NON-ROTATING "MINI" SEWER NOZZLES					
8.710-875.0	1/8"	4.5	.580"	0-Forward, 3 Back	\$31.10
8.710-874.0	1/8"	5.5	.580"	1-Forward, 3 Back	\$31.10
8.710-878.0	S 1/4"	4.5	.730"	1-Forward, 3 Back	\$31.50
8.710-876.0	S 1/4"	5.5	.730"	1-Forward, 3 Back	\$31.50
8.710-877.0	1/4"	6.0	.730"	1-Forward, 4 Back	\$31.50
8.710-880.0	1/4"	7.5	.730"	1-Forward, 4 Back	\$31.50
8.710-879.0	1/4"	8.0	.730"	1-Forward, 3 Back	\$31.50
8.710-881.0	1/4"	12	.730"	1-Forward, 3 Back	\$31.50
8.710-885.0	3/8"	4.0	.920"	1-Forward, 3 Back	\$33.40
8.710-884.0	S 3/8"	5.5	.920"	1-Forward, 3 Back	\$31.90
8.710-886.0	3/8"	8.5	.920"	1-Forward, 4 Back	\$31.90
8.710-883.0	3/8"	12	.920"	1-Forward, 4 Back	\$33.40
8.710-882.0	3/8"	14	.920"	1-Forward, 4 Back	\$31.90

- PSI: 4000
- Rotating Sewer Nozzle
- Adds Extra Agitation
- Back Jet Only

PART NO.	ROTATING NOZZLE	ORIFICE SIZE	PORTS	LIST PRICE
ST-49 ROTATING SEWER NOZZLES				
8.710-899.0	1/8"	5.5	0-Forward, 3 Back	\$70.50
8.710-898.0	1/4"	5.5	0-Forward, 3 Back	\$73.00
8.710-900.0	1/4"	8.0	0-Forward, 3 Back	\$73.00
8.710-887.0	1/4" Duct Cleaner*	5.5	0-Forward, 2 Side	\$73.00

*Duct Cleaner jet to sides instead of reverse

SEWER / TUBE CLEANING NOZZLES

- PSI: 5000
- Corrosion-resistant Stainless-steel
- One Forward Orifice
- Three Rear Orifices



PART NO.	FPT	SIZE	LIST PRICE
8.710-905.0	1/8"	5.0	\$24.10
8.710-906.0	1/8"	5.5	\$24.10
8.710-907.0	1/8"	6.0	\$24.30
8.710-908.0	1/4"	6.5	\$26.50
8.710-909.0	1/4"	7.0	\$26.50
8.710-910.0	1/4"	9.5	\$27.70



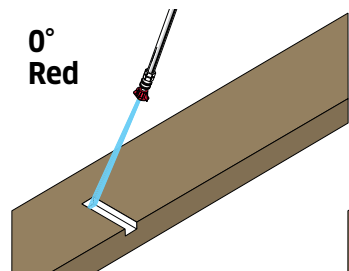
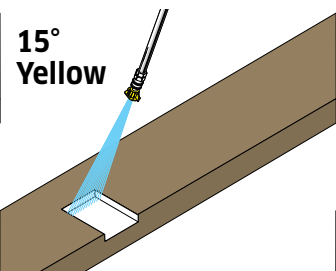
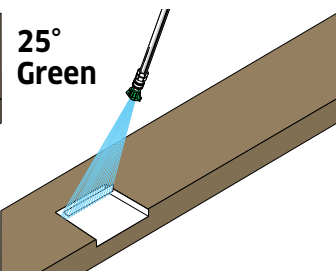
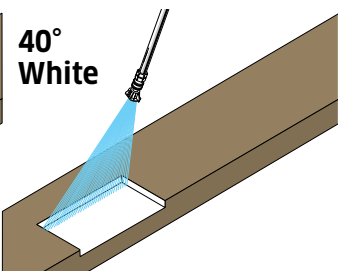
NOZZLE SIZE SELECTION CHART

Determine the nozzle size by the pressure washer's GPM @ PSI (gallons per minute @ a specific pounds per square inch). If the nozzle size is too small, your equipment can be damaged. If the nozzle size is too large, cleaning ability is compromised. Nozzle fan degree does not effect nozzle size selection.

STANDARD NOZZLE SIZE	HOLE SIZE	POUNDS PER SQUARE INCH (PSI)																
		500	750	1000	1250	1500	1750	2000	2250	2500	2750	3000	3250	3500	3750	4000	4500	5000
2	.034"/0.86mm	0.71	0.87	1.00	1.12	1.22	1.32	1.41	1.50	1.58	1.66	1.73	1.80	1.87	1.94	2.00	2.12	2.24
2.5	.042"/1.07mm	0.88	1.08	1.25	1.40	1.53	1.65	1.77	1.88	1.98	2.07	2.17	2.25	2.34	2.42	2.50	2.65	2.80
3	.043"/1.09mm	1.06	1.30	1.50	1.68	1.84	1.98	2.12	2.25	2.37	2.49	2.60	2.70	2.81	2.90	3.00	3.18	3.35
3.5	.048"/1.22mm	1.24	1.52	1.75	1.96	2.14	2.32	2.47	2.63	2.77	2.90	3.03	3.15	3.27	3.39	3.50	3.71	3.91
4	.052"/1.32mm	1.41	1.73	2.00	2.24	2.45	2.65	2.83	3.00	3.16	3.32	3.46	3.61	3.74	3.87	4.00	4.24	4.47
4.5	.055"/1.40mm	1.59	1.95	2.25	2.52	2.76	2.98	3.18	3.38	3.56	3.73	3.90	4.06	4.21	4.36	4.50	4.77	5.03
5	.057"/1.45mm	1.77	2.17	2.50	2.80	3.06	3.31	3.54	3.75	3.95	4.15	4.33	4.51	4.68	4.84	5.00	5.30	5.59
5.5	.06"/1.52mm	1.94	2.38	2.75	3.07	3.37	3.64	3.89	4.13	4.35	4.56	4.76	4.96	5.14	5.33	5.50	5.83	6.15
6	.062"/1.57mm	2.12	2.60	3.00	3.35	3.67	3.97	4.24	4.50	4.74	4.97	5.20	5.41	5.61	5.81	6.00	6.36	6.71
6.5	.064"/1.63mm	2.30	2.81	3.25	3.63	3.98	4.30	4.60	4.88	5.14	5.39	5.63	5.86	6.08	6.29	6.50	6.89	7.27
7	.067"/1.70mm	2.47	3.03	3.50	3.91	4.29	4.63	4.95	5.25	5.53	5.80	6.06	6.31	6.55	6.78	7.00	7.42	7.83
7.5	.070"/1.78mm	2.65	3.25	3.75	4.19	4.59	4.96	5.30	5.63	5.93	6.22	6.50	6.76	7.02	7.26	7.50	7.95	8.39
8	.072"/1.83mm	2.83	3.46	4.00	4.47	4.90	5.29	5.66	6.00	6.32	6.63	6.93	7.21	7.48	7.75	8.00	8.49	8.94
8.5	.074"/1.88mm	3.01	3.68	4.25	4.75	5.21	5.62	6.01	6.38	6.72	7.05	7.36	7.66	7.95	8.23	8.50	9.02	9.50
9	.076"/1.93mm	3.18	3.90	4.50	5.03	5.51	5.95	6.36	6.75	7.12	7.46	7.79	8.11	8.42	8.71	9.00	9.55	10.06
9.5	.078"/1.98mm	3.36	4.11	4.75	5.31	5.82	6.28	6.72	7.13	7.51	7.88	8.23	8.56	8.89	9.20	9.50	10.08	10.62
10	.080"/2.03mm	3.54	4.33	5.00	5.59	6.12	6.61	7.07	7.50	7.91	8.29	8.66	9.01	9.35	9.68	10.00	10.61	11.18
11	.083"/2.11mm	3.89	4.76	5.50	6.15	6.74	7.28	7.78	8.25	8.70	9.12	9.53	9.92	10.29	10.65	11.00	11.67	12.30
12	.087"/2.21mm	4.24	5.20	6.00	6.71	7.35	7.94	8.49	9.00	9.49	9.95	10.39	10.82	11.22	11.62	12.00	12.73	13.42
12.5	.089"/2.26mm	4.42	5.41	6.25	6.99	7.65	8.27	8.84	9.38	9.88	10.36	10.83	11.27	11.69	12.10	12.50	13.26	13.98
13	.091"/2.31mm	4.60	5.63	6.50	7.27	7.96	8.60	9.19	9.75	10.28	10.78	11.26	11.72	12.16	12.59	13.00	13.79	14.53
15	.096"/2.44mm	5.30	6.50	7.50	8.39	9.19	9.92	10.61	11.25	11.86	12.44	12.99	13.52	14.03	14.52	15.00	15.91	16.77
20	.109"/2.77mm	7.07	8.66	10.00	11.18	12.25	13.23	14.14	15.00	15.81	16.58	17.32	18.03	18.71	19.36	20.00	21.21	22.36
25	.125"/3.18mm	8.84	10.83	12.50	13.98	15.31	16.54	17.68	18.75	19.76	20.73	21.65	22.53	23.39	24.21	25.00	26.52	27.95
30	.141"/3.58mm	10.61	12.99	15.00	16.77	18.37	19.84	21.21	22.50	23.72	24.87	25.98	27.04	28.06	29.05	30.00	31.82	33.54
40	.156"/3.96mm	14.14	17.32	20.00	22.36	24.49	26.48	28.28	30.00	31.62	33.17	34.64	36.06	37.42	38.73	40.00	42.43	44.72
50	.172"/4.37mm	17.68	21.65	25.00	27.95	30.62	33.07	35.36	37.50	39.53	41.46	43.30	45.07	46.77	48.41	50.00	53.03	55.90
60	.188"/4.78mm	21.21	25.98	30.00	33.54	36.74	39.69	42.43	45.00	47.43	49.75	51.96	54.08	56.12	58.09	60.00	63.64	67.08

NOZZLE FAN SELECTION

Select the nozzle degree or spray angle, based on your application. Standard nozzle degrees - 0°, 15°, 25° and 40°. Using the wrong nozzle degree can damage the surface you are cleaning.

<p>0° Red</p> 	<p>15° Yellow</p> 	<p>25° Green</p> 	<p>40° White</p> 
<p>CUTTING NOZZLE Delivers a concentrated stream that can gouge or cut. It can cut stubborn stains from concrete and other hard surfaces.</p>	<p>CHISELING NOZZLE Working at a 45° angle, this nozzle works like a scraper, stripping paint, grease and grime from hard surfaces.</p>	<p>FLUSHING NOZZLE Most commonly used nozzle for cleaning dirt from siding, sidewalks and metal furniture as well as wet sweeping leaves.</p>	<p>WASH NOZZLE Wide spray to wash and rinse large areas quickly. Usually safe for most surfaces, including aluminum siding, windows and vehicles.</p>

NOZZLES

NOZZLE SETS - LEGACY - QC 4 & 5 PACKS - COLOR-CODED

1/4" Quick Coupler Nozzle Kits

- Hardened stainless-steel, one-piece body for long life
- High-impact, uniform, flat-spray pattern
- Color-coded by spray angle
- Includes 40 x 65 soap nozzle



4/PK (0°, 25°, 40° and Soap)



5/PK (0°, 15°, 25°, 40° and Soap)

PART NO.	NOZZLE SIZE	DESCRIPTION	LIST PRICE
4/PK (0°, 25°, 40° AND SOAP)			
8.726-117.0	S 3.0	4 pack Nozzle Kit	\$23.20
9.104-028.0	3.25	4 pack Nozzle Kit	\$23.20
8.726-119.0	3.5	4 pack Nozzle Kit	\$23.20
8.726-120.0	S 4.0	4 pack Nozzle Kit	\$23.20
8.726-121.0	S 4.5	4 pack Nozzle Kit	\$23.20
8.726-122.0	S 5.0	4 pack Nozzle Kit	\$23.20
8.726-123.0	5.5	4 pack Nozzle Kit	\$23.20
8.726-124.0	6.0	4 pack Nozzle Kit	\$23.20
8.726-125.0	6.5	4 pack Nozzle Kit	\$23.20
5/PK (0°, 15°, 25°, 40° AND SOAP)			
9.104-024.0	3.0	5 pack Nozzle Kit	\$28.10
9.104-016.0	S 3.25	5 pack Nozzle Kit	\$28.10
8.726-128.0	S 3.5	5 pack Nozzle Kit	\$28.10
9.104-030.0	S 4.0	5 pack Nozzle Kit	\$28.10
8.726-130.0	S 4.5	5 pack Nozzle Kit	\$28.10
8.726-131.0	S 5.0	5 pack Nozzle Kit	\$28.10
8.726-132.0	S 5.5	5 pack Nozzle Kit	\$28.10
8.726-133.0	S 6.0	5 pack Nozzle Kit	\$28.10
8.726-134.0	S 6.5	5 pack Nozzle Kit	\$28.10

NOZZLES - LEGACY - QC - 1/4" COLOR-CODED

Quick connect, Color-coded, hardened stainless nozzle. Fits most 1/4" quick couplers. Rated for 4000 PSI.



ORIFICE	PART NO. 0°	PART NO. 15°	PART NO. 25°	PART NO. 40°	LIST PRICE
QC NOZZLES					
	RED	YELLOW	GREEN	WHITE	
3.0	S 8.723-576.0	8.902-482.0	8.902-484.0	8.902-485.0	\$5.85
3.25	S 8.708-538.0	8.708-539.0	8.708-540.0	8.708-541.0	\$5.85
3.5	S 8.723-577.0	8.726-104.0	8.708-526.0	8.902-487.0	\$5.85
3.75	8.708-527.0	8.708-528.0	8.708-529.0	8.708-530.0	\$5.85
4.0	S 8.708-531.0	8.708-532.0	8.708-533.0	8.708-534.0	\$5.85
4.5	S 8.723-578.0	8.708-535.0	8.708-536.0	8.708-537.0	\$5.85
5.0	S 8.726-105.0	8.726-106.0	8.726-107.0	8.726-108.0	\$5.85
5.5	S 8.723-579.0	8.902-492.0	8.708-542.0	8.902-493.0	\$5.85
6.0	8.726-109.0	8.726-110.0	8.726-111.0	8.726-112.0	\$5.85
6.5	8.726-113.0	8.726-114.0	8.726-115.0	8.726-116.0	\$5.85








PART NO.	ORIFICE	DEGREE	LIST PRICE
QC SOAP NOZZLES			
8.723-636.0	S 40	65°	\$5.85







NOZZLE SETS - GP - QC 4 & 5 PACKS - COLOR-CODED

Nozzle sets of quick coupler nozzles



- 4-pack Set : 0°, 15°, 25° and 40°
- 5-pack also includes one 40 x 65° soap nozzle.





PART NO.	NOZZLE SIZE	LIST PRICE
4/PK (0°, 15°, 25° AND 40°)		
8.708-712.0	 3.5	\$36.70
8.708-713.0	 4.0	\$36.70
8.708-714.0	 4.5	\$36.70
8.708-715.0	 5.0	\$36.70
8.708-716.0	 5.5	\$36.70
8.708-717.0	 6.0	\$36.70
8.708-718.0	 6.5	\$36.70

PART NO.	NOZZLE SIZE	LIST PRICE
5/PK (0°, 15°, 25°, 40° AND SOAP)		
9.104-014.0	 3.5	\$40.50
8.708-721.0	 4.0	\$40.50
9.104-015.0	 4.5	\$40.50
8.708-723.0	 5.0	\$40.50
8.708-724.0	 5.5	\$40.50
8.708-725.0	 6.0	\$40.50
8.708-726.0	6.5	\$40.50

NOZZLES - QC - 1/4" - Q-STYLE



- Rated for 5000 PSI
- Quick-coupled
- Color-coded
- Hardened stainless nozzles fit most 1/4" quick couplers

ORIFICE	RED	YELLOW	GREEN	WHITE	LIST PRICE
	PART NO. 0°	PART NO. 15°	PART NO. 25°	PART NO. 40°	
2.0	8.708-644.0	8.712-322.0	8.708-645.0	8.708-652.0	\$7.50
2.5	8.708-647.0	8.708-648.0	8.708-649.0	8.708-651.0	\$7.50
3.0	 9.802-287.0	8.712-333.0	8.712-334.0	8.712-335.0	\$7.50
3.5	 9.802-291.0	8.712-338.0	8.712-339.0	8.712-340.0	\$7.50
4.0	 9.802-295.0	8.712-346.0	8.712-347.0	8.712-348.0	\$7.50
4.5	 9.803-810.0	8.712-350.0	8.712-351.0	8.712-352.0	\$7.50
5.0	 9.802-299.0	8.712-354.0	8.712-355.0	8.712-356.0	\$7.50
5.5	 9.802-303.0	8.712-358.0	8.712-359.0	8.712-360.0	\$7.50
6.0	 9.802-307.0	8.712-362.0	8.712-363.0	8.712-364.0	\$7.50
6.5	 8.708-681.0	8.708-682.0	8.708-683.0	8.708-684.0	\$7.50
7.0	9.803-800.0	9.803-801.0	9.803-802.0	9.803-803.0	\$7.50
7.5	8.708-689.0	8.708-690.0	8.708-691.0	8.708-692.0	\$7.50
8.0	8.708-693.0	8.708-694.0	8.708-695.0	8.708-696.0	\$7.50
8.5	8.708-697.0	8.708-698.0	8.708-699.0	8.708-700.0	\$7.50
9.0	8.708-701.0	8.712-379.0	8.708-703.0	8.712-381.0	\$7.50
10.0	8.708-705.0	8.708-706.0	8.708-707.0	8.708-708.0	\$7.50

NOZZLES

NOZZLES - MEG - 1/4" - M-STYLE

Hardened stainless-steel nozzle insert ensures consistent, accurate orifice size



- 1/4" male pipe thread nozzles
- Rated up to 5000 PSI
- 303 Series Stainless-steel

ORIFICE	PART NO. 0°	PART NO. 15°	PART NO. 25°	PART NO. 40°	LIST PRICE
2.5	-	8.708-569.0	8.708-650.0	8.708-570.0	\$8.75
3.0	S 8.708-572.0	8.711-370.0	8.708-574.0	8.708-575.0	\$8.75
3.5	8.708-576.0	8.708-577.0	8.708-578.0	8.708-579.0	\$8.75
4.0	S 8.708-580.0	8.708-581.0	8.708-582.0	8.708-583.0	\$8.75
4.5	S 8.708-584.0	8.708-585.0	8.708-586.0	8.708-587.0	\$8.75
5.0	S 8.708-588.0	8.708-589.0	8.708-590.0	8.708-591.0	\$8.75
5.5	S 8.708-592.0	8.708-593.0	8.708-594.0	8.708-595.0	\$8.75
6.0	8.708-596.0	8.708-597.0	8.708-598.0	8.708-599.0	\$8.75
6.5	8.708-600.0	8.708-601.0	8.708-602.0	8.708-603.0	\$8.75
7.0	8.708-604.0	8.708-605.0	8.708-606.0	8.708-607.0	\$8.75
7.5	8.708-608.0	8.708-609.0	8.708-610.0	8.708-611.0	\$8.75
8.0	8.708-612.0	8.708-613.0	8.708-614.0	8.708-615.0	\$8.75
8.5	8.708-616.0	8.708-617.0	8.708-618.0	8.708-619.0	\$8.75
9.0	8.708-620.0	8.708-621.0	8.708-622.0	8.708-623.0	\$8.75
10.0	8.708-624.0	8.708-625.0	8.708-626.0	8.708-627.0	\$8.75

NOZZLES - SOAP NOZZLES

Ideal for low-pressure chemical applications



- Brass
- Large #40 Orifice
- 15° or 65° Spray Angle.

PART NO.	ORIFICE	DEGREE	LIST PRICE
1/4" QC			
9.802-311.0	S 40	65°	\$7.50
8.708-711.0	50	15°	\$7.50
1/8" MEG			
8.708-410.0	40	65°	\$5.95
1/4" MEG			
8.708-268.0	40	65°	\$5.95
8.708-277.0	50	15°	\$5.95

NOZZLE HOLDER GROMMET



PART NO.	DESCRIPTION	LIST PRICE
8.710-343.0	1/16" x 15/16" x 3/8"	\$0.40

2ND STORY NOZZLE KIT, 2 PK.

Legacy




- Easily Clean 2nd Story Exteriors
- QC Detergent and Rinse Applicators .










PART NO.	DESCRIPTION	LIST PRICE
9.114-995.0	S Nozzle Kit, 2 pk.	\$23.30

NOZZLES - MEG - 1/4" MALE THREADS

1/4" male pipe thread meg nozzles, rated up to 4000 PSI. Hardened stainless-steel nozzle ensures consistent, accurate orifice size.



- PSI: 4000
- Orifice Recessed for Protection
- Flow-Rated Tolerance of + 2% at 70°F
- Hard-edge pattern, light center requires overlap to cover center
- 400 Series Stainless-steel

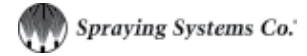
ORIFICE	PART NO. 0°	PART NO. 15°	PART NO. 25°	PART NO. 40°	LIST PRICE
2.0	8.707-637.0	8.707-640.0	8.707-643.0	8.707-648.0	\$9.90
2.5	8.707-646.0	8.707-650.0	8.707-653.0	8.707-652.0	\$9.90
3.0	 8.707-655.0	8.707-657.0	8.707-659.0	8.707-661.0	\$9.90
3.5	8.707-662.0	8.707-664.0	8.707-666.0	8.707-667.0	\$9.90
4.0	 8.707-669.0	8.707-671.0	8.707-673.0	8.707-675.0	\$9.90
4.5	 8.707-678.0	8.707-679.0	8.707-680.0	8.707-681.0	\$9.90
5.0	 8.707-683.0	8.707-686.0	8.707-688.0	8.707-691.0	\$9.90
5.5	 8.707-694.0	8.707-695.0	8.707-697.0	8.707-698.0	\$9.90
6.0	 8.707-700.0	8.707-702.0	8.707-703.0	8.707-705.0	\$9.90
6.5	8.707-708.0	8.707-710.0	8.707-711.0	8.707-712.0	\$9.90
7.0	8.707-713.0	8.707-715.0	8.707-716.0	8.707-717.0	\$9.90
7.5	8.707-718.0	8.707-719.0	8.707-721.0	8.707-722.0	\$9.90
8.0	8.707-723.0	8.707-726.0	8.707-727.0	8.707-729.0	\$9.90
8.5	8.707-734.0	8.707-735.0	8.707-736.0	8.707-738.0	\$9.90
9.0	8.707-739.0	8.707-741.0	8.707-743.0	8.707-746.0	\$9.90
10.0	8.707-747.0	8.707-751.0	8.707-754.0	8.707-756.0	\$9.90
11.0	8.707-760.0	8.707-761.0	8.707-762.0	8.707-763.0	\$9.90
12.0	8.707-764.0	8.707-766.0	8.707-767.0	8.707-768.0	\$9.90
12.5	8.707-769.0	8.707-770.0	8.707-771.0	8.707-772.0	\$9.90
13.0	8.707-773.0	8.707-774.0	8.707-776.0	8.707-778.0	\$9.90
15.0	8.707-782.0	8.707-787.0	8.707-789.0	8.707-790.0	\$9.90
20.0	8.707-795.0	8.707-800.0	8.707-802.0	8.707-804.0	\$9.90
25.0	8.707-807.0	8.707-811.0	8.707-812.0	8.707-813.0	\$9.90
30.0	 8.707-814.0	8.707-817.0	8.707-818.0	8.707-819.0	\$9.90
40.0	 8.707-821.0	8.707-824.0	8.707-826.0	8.707-827.0	\$9.90
50.0	8.707-828.0	8.707-830.0	8.707-832.0	8.707-833.0	\$9.90
60.0	 8.707-834.0	8.707-835.0	8.707-837.0	8.707-838.0	\$9.90

PART NO.	NOZZLE SIZE	LIST PRICE
VANE		
8.700-561.0	1/4" Small 2.0 - 20.0 Meg	\$7.00

NOZZLES

NOZZLES - MEG - 1/8" - "WASHJET"

1/8" male pipe thread meg nozzles, rated up to 4000 PSI. Hardened stainless-steel nozzle ensures consistent, accurate orifice size.



- PSI: 4000
- Orifice Recessed for Protection
- Flow-Rated Tolerance of + 2% at 70°F
- Hard-edge pattern, light center requires overlap to cover center
- 400 Series Stainless-steel

ORIFICE	PART NO. 0°	PART NO. 15°	PART NO. 25°	PART NO. 40°	LIST PRICE
2.0	 8.707-529.0	8.707-536.0	8.707-537.0	8.707-538.0	\$10.60
2.5	-	8.707-539.0	8.711-465.0	-	\$10.60
3.0	8.707-540.0	8.707-542.0	8.707-543.0	8.707-544.0	\$10.60
3.5	-	8.707-545.0	8.707-546.0	-	\$10.60
4.0	 8.707-547.0	8.707-549.0	8.707-550.0	8.707-551.0	\$10.70
4.5	8.707-552.0	8.707-554.0	8.707-556.0	-	\$10.60
5.0	8.707-558.0	8.707-559.0	8.707-561.0	8.707-564.0	\$10.60
5.5	8.707-567.0	8.707-568.0	8.707-569.0	8.707-570.0	\$10.60
6.0	8.707-571.0	8.707-572.0	8.707-573.0	8.707-575.0	\$10.70
6.5	8.707-577.0	8.707-578.0	8.707-579.0	8.707-581.0	\$10.70
7.0	8.707-582.0	8.707-584.0	8.707-585.0	8.707-586.0	\$10.60
7.5	8.707-588.0	8.707-589.0	8.707-591.0	8.707-592.0*	\$10.70
8.0	8.707-593.0	8.707-594.0	8.707-595.0	8.707-596.0	\$10.70
8.5	8.707-598.0	8.707-599.0	8.707-600.0	8.707-601.0	\$10.70
9.0	8.707-602.0	8.707-604.0	8.707-605.0	8.707-607.0	\$10.70
9.5	-	8.707-609.0	8.707-610.0	8.707-611.0	\$10.70
10.0	8.707-612.0	8.707-613.0	-	8.707-616.0	\$10.60
11.0	8.707-618.0	8.707-619.0	8.707-620.0	-	\$10.70
12.0	-	-	-	8.707-623.0	\$10.70
15.0	-	8.707-626.0	8.707-627.0	-	\$10.60

NOZZLES - QC "WASH JET"

"QC" or Quick Connect Hardened Stainless Meg Nozzle, fits most 1/4" quick couplers. Rated for 4000 PSI..



- PSI: 4000
- Temperature: 300°F
- Flow-Rated Tolerance of + 2%
- Hardened Stainless-Steel
- Fits Hansen and Parker Quick-Couplers



ORIFICE	PART NO. 0° RED	PART NO. 15° YELLOW	PART NO. 25° GREEN	PART NO. 40° WHITE	LIST PRICE
2.0	-	8.708-415.0	8.708-416.0	-	\$12.50
3.0	8.708-417.0	8.708-418.0	8.708-419.0	8.708-420.0	\$12.50
3.5	8.708-422.0	8.708-423.0	8.708-424.0	8.708-425.0	\$12.00
4.0	8.708-427.0	8.708-428.0	8.708-429.0	8.708-430.0	\$12.00
4.5	8.708-431.0	8.708-432.0	8.708-433.0	8.708-434.0	\$12.00
5.0	8.708-435.0	8.708-436.0	8.708-437.0	8.708-438.0	\$12.00
5.5	8.708-439.0	8.708-440.0	8.708-441.0	8.708-442.0	\$12.00
6.0	8.708-443.0	8.708-444.0	8.708-445.0	8.708-446.0	\$12.00
6.5	8.708-447.0	8.708-448.0	8.708-449.0	8.708-450.0	\$12.00
7.0	8.708-451.0	8.708-452.0	8.708-453.0	8.708-454.0	\$12.00
7.5	8.708-455.0	8.708-456.0	8.708-457.0	8.708-458.0	\$12.00
8.0	8.708-459.0	8.708-460.0	8.708-461.0	8.708-462.0	\$12.00
9.0	-	8.708-463.0	8.708-464.0	8.708-465.0	\$12.00
10.0	8.708-467.0	8.708-468.0	8.708-469.0	8.708-470.0	\$12.00
12.0	-	-	-	8.708-474.0	\$12.00

NOZZLES - 1/4" VEEJET - BROAD SPRAY STAINLESS-STEEL

1/4" male pipe thread 303 stainless-steel Vee Jet nozzles, low - to medium-volume up to 500 PSI medium-pressure / special application PSI.



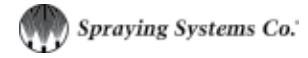
- PSI: 5 Min - 500 Max
- Vee Jet Nozzle
- 303 Stainless-Steel
- GPH: 10.61 to 106 GPH (11.15 to 112 ml/sec)

NOZZLE	ORIFICE DIAMTER		PART NO. 50°	PART NO. 65°	PART NO. 80°	PART NO. 95°	PART NO. 100°	LIST PRICE
1.0	.026		8.708-074.0	8.708-075.0	8.708-076.0	8.708-078.0	8.708-079.0	\$12.00
1.5	.031		8.708-085.0	8.708-086.0	8.708-087.0	8.708-089.0	8.708-090.0	\$12.00
2.0	.036		8.708-095.0	8.708-096.0	8.708-097.0	8.708-099.0	8.708-101.0	\$12.00
3.0	.043		8.708-108.0	8.708-109.0	8.708-110.0	8.708-112.0	8.708-114.0	\$12.00
4.0	.047		8.708-121.0	8.708-122.0	8.708-123.0	8.708-125.0	8.708-127.0	\$12.10
5.0	.053		8.708-133.0	8.708-134.0	8.708-136.0	8.708-138.0	8.708-140.0	\$12.00
6.0	.058		8.708-148.0	8.708-149.0	8.708-151.0	-	8.708-157.0	\$12.00
7.0	.063		8.708-162.0	-	8.708-164.0	-	8.708-165.0	\$12.50
8.0	.067		8.708-172.0	8.708-173.0	8.708-175.0	8.708-177.0	8.708-179.0	\$12.40

NOZZLES

NOZZLES - 1/4" VEEJET - LOW-PRESSURE - BRASS

1/4" male pipe thread Vee Jet nozzles, brass inexpensive alternative for applications up to 500 PSI.



- PSI: Up to 500 PSI
- Feather Edge for Wide Coverage
- Allows Overlap for Even Application
- 1/4" MPT Connects
- Excellent for low-pressure chemical and acid applications
- Uniform spray distribution with flow rates from .012 to 1237 GPM

NOZZLE SIZE	PART NO. 0°	PART NO. 15°	PART NO. 25°	PART NO. 40°	PART NO. 50°	PART NO. 65°	LIST PRICE
15	8.708-203.0	8.708-204.0	8.708-206.0	8.708-208.0	8.708-210.0	8.708-212.0	\$5.95
20	8.708-218.0	8.708-222.0	8.708-225.0	8.708-228.0	8.708-230.0	8.708-232.0	\$5.95
30	8.708-242.0	8.708-244.0	8.708-246.0	8.708-249.0	8.708-251.0	8.708-253.0	\$5.95
40	8.708-258.0	8.708-260.0	8.708-262.0	8.708-264.0	8.708-266.0	8.708-268.0	\$5.95
50	8.708-275.0	8.708-277.0	8.708-279.0	8.708-280.0	8.708-282.0	8.708-284.0	\$5.95
60	8.708-289.0	8.708-290.0	8.708-292.0	8.708-294.0	8.708-296.0	8.708-297.0	\$5.95
70	8.708-302.0	8.708-304.0	8.708-306.0	8.708-308.0	8.708-309.0	8.708-310.0	\$5.95

NOZZLE SYSTEM - TIP JET

"Tip-Jet" Nozzle Systems are versatile nozzling systems for everyday or specialized applications. Flat spray, full cone, hollow cone and solid stream patterns, metering orifices and atomizing tips are all available in the Tip-Jet system. Capacities range from .55 to 20 GPM.



- PSI: 4000
- Neat and simple tip change
- Strainers Available
- Hardened stainless-steel tips with vanes for maximum spray integrity
- Body components available in brass, zinc-plated steel or stainless-steel

ORIFICE	PART NO. 0°	PART NO. 15°	PART NO. 25°	PART NO. 40°	LIST PRICE
3.0	8.708-016.0	8.708-017.0	-	-	\$21.30
4.0	8.708-019.0	8.708-020.0	8.708-021.0	8.708-022.0	\$21.30
4.5	8.708-023.0	-	-	8.708-026.0	\$21.30
5.0	8.708-027.0	8.708-028.0	-	8.708-030.0	\$22.00
5.5	8.708-031.0	8.708-032.0	-	-	\$22.00
6.0	8.708-035.0	8.708-036.0	8.708-037.0	8.708-038.0	\$22.00
6.5	8.708-039.0	-	8.708-040.0	8.708-041.0	\$21.40
7.0	-	8.708-043.0	8.708-044.0	8.708-045.0	\$22.20
10.0	8.708-058.0	-	8.708-060.0	8.708-061.0	\$22.00

NOZZLE SYSTEM - TIP JET NOZZLE BODIES

Tip-Jet Nozzle Bodies, MPT inlet connections in 1/4" sizes. All outlet connections are 11/16" - 16 male thread to fit Tip-Jet tip retainers and adapters.




PART NO.	DESCRIPTION	TYPE	LIST PRICE
8.707-886.0	MPT 1/4"	Nylon	\$1.10
8.707-898.0	MPT 1/4"	Brass	\$3.85
8.707-899.0	MPT 1/4"	Stainless-steel	\$27.10

NOZZLES - SOAP



"Black" Soap Nozzles are brass with a large #40 orifice. Ideal for low-pressure chemical applications.

PART NO.	SIZE	NOZZLE DEGREE	LIST PRICE
8.708-478.0	40	25°	\$12.00
8.708-479.0 	40	65°	\$12.00

NOZZLE SYSTEM - TIP JET ADAPTER CAPS



Tip-Jet Adapter Caps, similar to tip retainers, but have FPT connections for in-line applications.

PART NO.	DESCRIPTION	TYPE	LIST PRICE
8.707-919.0	MPT 1/8"	Brass	\$5.85
8.707-921.0	MPT 1/4"	Brass	\$5.00

NOZZLE SYSTEM - TIP JET RETAINER



Tip Retainer 18 mm thread, fits vent grip lance.

PART NO.	DESCRIPTION	LIST PRICE
8.710-901.0	Hex Tip Retainer	\$8.95

NOZZLE SYSTEM - TIP JET RETAINER CAPS



Tip-Jet Retainer Caps, fits all Tip-Jet nozzle bodies, holds spray tips and metering orifices firmly in place.

PART NO.	DESCRIPTION	TYPE	LIST PRICE
8.707-915.0	Hex	Brass	\$2.30
8.707-888.0	Hex	Stainless-steel	\$14.10

NOZZLE SYSTEM - TIP JET STRAINERS

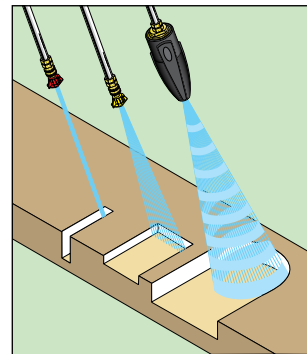


Tip-Jet Strainers fit into nozzle body cavity to stop nozzle clogging.

PART NO.	DESCRIPTION	LIST PRICE
8.725-693.0	100-Mesh	\$21.90









NOZZLES - LEGACY REVOLUTION TURBO

Legacy is proud to offer the Revolution rotary nozzle. This turbo rotary nozzle is rated for up to 4350 PSI at 185°F. Turning at an astounding 4,000 RPM, the Revolution delivers faster and deeper cleaning action for the same price of 3000 PSI rotary nozzles.



Legacy's Revolution is the best of both worlds: deep cleaning impact of a 0° nozzle with the fast cleaning of a wide-coverage fan spray nozzle.

- Greater Cleaning Power**
 Engineered to increase impact pressure by more than 10 times that of conventional nozzles
- Longer Operating Life**
 The Revolution's operating life is extended significantly by its wear-resistant ceramic nozzle and bearing ring
- More Durable and Versatile**
 The Revolution features an extra-resilient housing protector and is capable of handling a stream up to 4350 PSI at 185°F

PART NO.	ORIFICE	PSI	LIST PRICE
NOZZLE			
9.302-242.0 	3.5	4350	\$122.00
9.302-243.0 	4.0	4350	\$122.00
9.302-244.0 	4.5	4350	\$122.00
9.302-245.0 	5.0	4350	\$122.00
9.302-246.0 	5.5	4350	\$122.00
9.302-247.0 	6.5	4350	\$122.00
9.302-248.0 	7.0/8.0	4350	\$122.00
9.302-249.0 	12.0	4350	\$122.00
REPAIR KIT			
2.884-972.0	3.5		\$66.00
2.883-824.0	4.0		\$64.00
9.302-231.0	4.5		\$64.00
2.883-823.0	5.0		\$64.00
2.883-822.0	5.5		\$64.00
9.302-234.0	6.5		\$64.00
2.883-474.0	7.0-8.0		\$67.00
2.884-975.0	10.0		\$64.00
2.884-051.0	12.0		\$64.00

NOZZLES

NOZZLES - A+ / AP REVOLUTION TURBO

AP Revolution Turbo Nozzle is rated for up to 5000 PSI at 212°F. High-impact nozzle at unbelievable pricing!



- Forged Brass
- Precision Ceramic
- Durable Rubber Cover



3000 PSI



4000 PSI



5000 PSI

PART NO.	ORIFICE	PSI	LIST PRICE
NOZZLE			
8.726-056.0	3.5	3000	\$82.50
8.726-057.0	4.0	3000	\$82.50
8.726-058.0	4.5	3000	\$82.50
8.726-059.0	5.0	3000	\$82.50
8.726-060.0	5.5	3000	\$82.50
8.726-061.0	6.0	3000	\$82.50
8.726-068.0	3.5	4000	\$77.50
8.726-069.0	4.0	4000	\$77.50
8.726-070.0	4.5	4000	\$77.50
8.726-071.0	5.0	4000	\$77.50
8.726-072.0	5.5	4000	\$77.50
8.726-073.0	6.0	4000	\$77.50
8.726-080.0	3.5	5000	\$147.00
8.726-081.0	4.0	5000	\$147.00
8.726-082.0	4.5	5000	\$147.00
8.726-083.0	5.0	5000	\$147.00
8.726-084.0	5.5	5000	\$147.00
8.726-085.0	6.0	5000	\$147.00

PART NO.	ORIFICE	PSI	LIST PRICE
REPAIR KIT			
8.726-062.0	3.5	3000	\$37.70
8.726-063.0	4.0	3000	\$36.40
8.726-064.0	4.5	3000	\$35.40
8.726-065.0	5.0	3000	\$37.70
8.726-066.0	5.5	3000	\$37.20
8.726-067.0	6.0	3000	\$37.40
8.726-074.0	3.5	4000	\$46.40
8.726-075.0	4.0	4000	\$46.40
8.726-076.0	4.5	4000	\$46.40
8.726-077.0	5.0	4000	\$46.40
8.726-078.0	5.5	4000	\$46.40
8.726-079.0	6.0	4000	\$48.80
8.726-086.0	3.5	5000	\$83.00
8.726-087.0	4.0	5000	\$82.50
8.726-088.0	4.5	5000	\$82.50
8.726-089.0	5.0	5000	\$82.50
8.726-090.0	5.5	5000	\$83.00
8.726-091.0	6.0	5000	\$80.00

TURBO NOZZLE - ST-559



- Temperature: 190°F
- 1/4" FPT Inlet
- 8700 PSI

PART NO.	ORIFICE	TYPE	LIST PRICE
9.106-853.0	2.0	Tungsten Carbide	\$961.00
8.754-735.0	4.0	Tungsten Carbide	\$979.00
8.754-736.0	5.0	Tungsten Carbide	\$988.00

NOZZLES - TURBO - A+ NOZZLE KIT



- PSI: 4000
- With 8.726-069.0 Nozzle
- With 8.710-149.0 Inlet Filter

PART NO.	DESCRIPTION	PSI	LIST PRICE
8.928-444.0	A+ Turbo Nozzle #4 Kit	4000	\$98.50

NOZZLE PROTECTOR - ST-10



Ideal to protect sensitive surfaces against damage. Hard plastic body is stable enough to tightly hold nozzle adapter for heavy-duty use.



- Temperature: 300°F
- 1/4" FPT Inlet / Outlet

PART NO.	DESCRIPTION	TYPE	LIST PRICE
8.723-668.0	Red / Black	Zinc-plated	\$15.50
8.723-669.0	Black / Gray	Stainless-steel	\$16.10

NOZZLES - MV ROTOJET 3700 & 5800 TURBO

0° impact, 25° pattern, no gears - no teeth - no bearings. Exclusive design of the Rotojet 3700 / Rotojet 5800 eliminates start up impact and damage to internal nozzle.

- High-Strength, Forged Brass
- Precision Ceramic Orifice and Matching Race

- Durable Rubber / Plastic Cover
- 1/4" BSPP - *Note: British pipe thread compatible in-line filters are 8.709-979.0 and 8.709-978.0











ROTOJET 3700 PSI

- Temperature: 210°F
- PSI: 1150 Min - 3700 Max



ROTOJET 5800 PSI (MUST START WITH NOZZLE DOWN)

- Temperature: 200°F
- PSI: 2600 Min - 5800 Max

PART NO.	ORIFICE	PSI	LIST PRICE
NOZZLE			
8.711-002.0	3.0	3700	\$99.50
8.711-003.0	 3.5	3700	\$99.50
8.711-005.0	4.0	3700	\$104.00
8.711-004.0	 4.5	3700	\$99.50
8.711-006.0	 5.0	3700	\$99.50
8.711-008.0	 5.5	3700	\$99.50
8.711-007.0	 6.0	3700	\$99.50
8.711-009.0	3.0	5800	\$218.00
8.711-010.0	3.5	5800	\$216.00
8.711-011.0	 4.0	5800	\$216.00
8.711-012.0	 4.5	5800	\$216.00
8.711-013.0	 5.0	5800	\$216.00
8.711-014.0	5.5	5800	\$216.00
8.711-015.0	6.0	5800	\$216.00
8.711-016.0	6.5	5800	\$216.00
8.711-017.0	7.0	5800	\$216.00
8.711-018.0	8.0	5800	\$216.00
8.711-019.0	9.0	5800	\$216.00
8.711-020.0	10.0	5800	\$216.00
8.711-023.0	11.0	5800	\$216.00
8.711-021.0	12.0	5800	\$216.00

PART NO.	ORIFICE	PSI	LIST PRICE
REPAIR KIT			
8.704-039.0	3.0	3700	\$68.00
8.704-038.0	3.5	3700	\$68.00
8.704-040.0	4.0	3700	\$68.00
8.704-041.0	4.5	3700	\$68.00
8.704-042.0	5.0	3700	\$68.00
8.704-043.0	5.5	3700	\$68.00
8.704-044.0	6.0	3700	\$68.00
8.704-066.0	3.5	5800	\$104.00
8.704-067.0	4.0	5800	\$99.00
8.704-068.0	4.5	5800	\$99.00
8.704-069.0	5.0	5800	\$99.00
8.704-070.0	5.5	5800	\$99.00
8.704-071.0	6.0	5800	\$99.00
8.704-072.0	6.5	5800	\$103.00
8.704-073.0	7.0	5800	\$99.00
8.704-074.0	8.0	5800	\$99.00
8.704-075.0	9.0	5800	\$99.00
8.704-076.0	10.0	5800	\$99.00
8.704-077.0	11.0	5800	\$104.00
8.704-078.0	12.0	5800	\$99.00

NOZZLES

NOZZLES - 3650 & 5100 PSI TURBO

Provides great impact and cleaning power

- Temperature: 212°F



Turbo Nozzle
PSI: 1150 Min - 3650 Max



Turbo Nozzle
PSI: 2600 Min - 5100 Max

PART NO.	ORIFICE	PSI	LIST PRICE
NOZZLE			
8.711-105.0	3.0	3650	\$86.00
8.711-097.0	3.5	3650	\$86.00
8.711-098.0	4.0	3650	\$86.00
8.711-099.0	4.5	3650	\$86.00
8.711-100.0	5.0	3650	\$86.00
8.711-101.0	5.5	3650	\$86.00
8.711-102.0	6.0	3650	\$86.00
8.711-096.0	6.5	3650	\$86.00
8.711-103.0	7.0	3650	\$86.00
8.711-104.0	8.0	3650	\$86.00
8.711-086.0	3.0	5100	\$104.00
8.711-087.0	3.5	5100	\$104.00
8.711-088.0	4.0	5100	\$104.00
8.711-089.0	4.5	5100	\$104.00
8.711-090.0	5.0	5100	\$104.00
8.711-091.0	5.5	5100	\$104.00
8.711-092.0	6.0	5100	\$104.00
8.711-093.0	6.5	5100	\$105.00
8.711-094.0	7.0	5100	\$104.00
8.711-095.0	8.0	5100	\$104.00

PART NO.	DESCRIPTION	LIST PRICE
REPAIR KIT - TURBO NOZZLES 3650 AND 5100 PSI		
8.749-913.0	Repair Kit 3.5	\$50.00
8.749-914.0	Repair Kit 4.0	\$50.00
8.749-915.0	Repair Kit 4.5	\$49.70
8.749-916.0	Repair Kit 5.0	\$49.70
8.749-917.0	Repair Kit 5.5	\$49.70
8.749-920.0	Repair Kit 7.0	\$50.00
8.749-921.0	Repair Kit 8.0	\$49.70

NOZZLES - ST-357 & ST-457 TURBO



- 1/4" FPT
- Forged Brass
- Precision Ceramic Orifice
- Rubber Cover / Protector



ST-357
PSI: 1150 Min - 3652 Max
Temperature: 190°F



ST-457 - 6000 PSI
PSI: 2600 Min - 6000 Max
Temperature: 212°F

PART NO.	ORIFICE	PSI	LIST PRICE
NOZZLE			
8.710-986.0	3.0	3625	\$129.00
8.710-987.0	3.5	3625	\$129.00
8.710-989.0	4.0	3625	\$129.00
8.710-988.0	4.5	3625	\$129.00
8.710-991.0	5.0	3625	\$129.00
8.710-993.0	5.5	3625	\$129.00
8.710-992.0	6.0	3625	\$129.00
8.711-072.0	3.0	6000	\$226.00
8.711-073.0	3.5	6000	\$226.00
8.711-074.0	4.0	6000	\$226.00
8.711-075.0	4.5	6000	\$226.00
8.711-076.0	5.0	6000	\$226.00
8.711-077.0	5.5	6000	\$226.00
8.711-078.0	6.0	6000	\$226.00
8.711-079.0	7.0	6000	\$226.00
8.711-080.0	8.0	6000	\$226.00
8.711-081.0	10.0	6000	\$228.00
REPAIR KIT			
8.701-570.0	3.0	3625	\$80.00
8.701-569.0	3.5	3625	\$79.00
8.701-564.0	4.0	3625	\$79.00
8.701-562.0	4.5	3625	\$79.00
8.701-565.0	5.0	3625	\$79.00
8.701-568.0	5.5	3625	\$82.50
8.701-566.0	6.0	3625	\$79.00
8.701-572.0	3.0	6000	\$119.00
8.701-571.0	3.5	6000	\$114.00
8.701-573.0	4.0	6000	\$113.00
8.701-574.0	4.5	6000	\$113.00
8.701-575.0	5.0	6000	\$113.00
8.701-576.0	5.5	6000	\$113.00
8.701-577.0	6.0	6000	\$118.00
8.701-578.0	7.0	6000	\$114.00
8.701-579.0	8.0	6000	\$113.00
8.701-580.0	10.0	6000	\$113.00

NOZZLES - TURBO - IDK & DK SERIES - DIRT KILLER

4700 maximum PSI, a popular model providing great impact and cleaning power.



8.712-429.0

- Temperature Max: 180°F
- 1/4" Inlet
- IDK Series: Commonly used for Water Blasting and Heavy Duty Cleaning of Concrete, Steel, etc.
- DK Series: Commonly used for warehouse floors, wash rooms, alleyways etc.

PART NO.	SERIES	ORIFICE	PSI	LIST PRICE
NOZZLE				
8.712-429.0	DK	045	3200	\$270.00
8.740-148.0	IDK	055	4700	\$469.00
REPAIR KIT				
8.701-160.0	DK Kit	045	3200	\$194.00
8.701-161.0	IDK Kit	055	4700	\$271.00

NOZZLES - TURBO MV ROTATING SOFT / HARD

The cleaning efficiency of a high-pressure rotating nozzle with the feature of changing from a hard spray for concrete to a soft spray for wood by simply pushing or pulling the finger protected nozzle.




PART NO.	ORIFICE	PSI	LIST PRICE
8.711-055.0	045	3700	\$128.00

- PSI: 3700
- Temperature: 200°F

COUPLERS - LANCE & NOZZLE COUPLERS

Changes MPT lance to FPT for mounting MPT nozzles.



PART NO.	DESCRIPTION	LIST PRICE
BRASS		
8.705-150.0	1/8" x 1/8"	\$1.65
8.705-155.0	1/4" x 1/8"	\$2.35
8.705-151.0	1/4" x 1/4"	\$2.15
STEEL		
8.710-713.0	1/8" x 1/8"	\$5.80
8.710-712.0	1/4" x 1/8"	\$6.45
8.710-714.0 	1/4" x 1/4"	\$6.30

NOZZLES - ROTOJET 2500

Economy turbo nozzle.



- PSI Max: 2000
- Temperature Max: 140°F
- 1/4" FPT Inlet
- Weight: 5.4 oz..
- Great for economy washers

PART NO.	ORIFICE	PSI	LIST PRICE
8.711-026.0	3.0	2500	\$63.00
8.711-027.0	3.5	2500	\$64.00

NOZZLES - ZRMAX & ZROTOMAX ROTATING

- PSI: Up to 5800 Max
- Temperature Max: 176°F
- 1/4" FPT Inlet



- Weight: 9 oz..
- Replaceable Stainless-Steel Orifices

PART NO.	DESCRIPTION	STD NOZZLE EQUIV	GPM	PSI	LIST PRICE
8.711-035.0	ZROTOMAX1	4.5	2.1 - 2.6	1450 -3500	\$138.00
8.711-036.0	ZROTOMAX2	5.5	2.9 - 4.0	1450 -3500	\$138.00
8.711-037.0	ZROTOMAX3	6.5	4.2 - 5.5	1450 -3500	\$138.00
8.711-038.0	ZRMAX581	4.5	2.3 - 4.7	5800	\$146.00
8.711-039.0	ZRMAX583	6.5	3.3 - 6.6	5800	\$144.00
8.701-532.0	Repair Kit				\$60.00



NOZZLES

NOZZLES - A+ MULTI-FAN

Adjust from maximum Impact Zero Stream to 80° wide-angle spray with a twist of the nozzle body.



- PSI: 3000
- Temperature: 300°F
- 1/4" FPT Connect
- Stainless-Steel Replaceable Orifices
- Stainless-Steel Deflector .

PART NO.	ORIFICE	COLOR	LIST PRICE
8.710-932.0	3.0	Yellow	\$30.40
8.710-933.0	3.5	White	\$30.40
8.710-934.0	4.0	Blue	\$30.40
8.710-935.0	4.5	Brown	\$30.40
8.710-936.0	5.0	Green	\$30.40
8.710-937.0	5.5	Light Blue	\$30.40
8.710-942.0	8.0	-	\$30.70

NOZZLE FILTERS - 1/4" HIGH-PRESSURE

Turbo nozzle protector.



8.709-978.0



8.709-979.0



8.710-150.0



8.710-149.0

- PSI Max: 5000
- GPM: 8.0
- Temperature: 300°F
- 1/4" MPT Outlet
- 100-Mesh SS Screen

PART NO.	TYPE	INLET	OUTLET	LIST PRICE
8.709-978.0	Brass	1/4" FPT	1/4" MPT	\$19.60
8.709-979.0	Brass	1/4" QC	1/4" MPT	\$20.70
8.710-149.0	416 SS	1/4" QC	1/4" MPT	\$31.00
8.710-150.0	Brass	1/4" MPT	1/4" MPT	\$26.50
8.704-234.0	Replacement Filter for 8.709-978.0 / 8.709-979.0			\$6.10
8.701-201.0	Replacement Filter for 8.710-149.0 / 8.710-150.0			\$5.80

SS NOZZLE FILTER



- PSI Max: 5000
- Temperature Max: 300°F
- 1/4" MPT Outlet
- Weight:

PART NO.	GPM	PSI	LIST PRICE
9.117-449.0	8.0	5000	\$19.80

NOZZLES - DUO-REG

Duo-Reg nozzles are designed for industrial use in ALL applications. Easy push / pull, low-to-high pressure change, and easy-turn to adjust from 0° to 80° fan pattern.



- PSI: 3200
- GPM: 8.0
- Temperature: 300°F
- 1/4" FPT Connect
- Stainless-Steel Replaceable Orifices
- Tough Glass-Filled Nylon Cover
- Compact Size: 3-3/8" Long, 1-3/16" Diameter
- Weight: 5.7 oz..

PART NO.	ORIFICE	COLOR	LIST PRICE
8.710-959.0	3.0	Yellow	\$36.70
8.710-960.0	3.5	White	\$36.70
8.710-961.0	4.0	Blue	\$36.70
8.710-962.0	4.5	Brown	\$36.70
8.710-963.0	5.0	Green	\$36.70
8.710-964.0	5.5	Sky	\$36.70
8.710-965.0	6.0	Black	\$36.70
8.710-966.0	6.5	Dark Green	\$36.70

REPLACEMENT ORIFICES

Replacement orifices for Duo-Reg and Multi-fan nozzles.



PART NO.	ORIFICE	LIST PRICE
8.701-448.0	1.20 MM = 3.0 GPM	\$12.80



NOZZLE HOLDER / HEAD - ST-56 ROLLOVER



- PSI Max: 3600
- GPM: 8
- Temperature: 300°F
- 1/4" FPT Inlet and Outlet
- Brass Body
- Glass-Filled Polyimide Cover

PART NO.	DESCRIPTION	PSI	LIST PRICE
8.710-895.0	Rollover Nozzle Head	3600	\$49.70

NOZZLE HOLDER - ST-51N ADJUSTABLE



Nozzle holder allows water to be diverted around the fixed orifice nozzle, dropping the pressure and allowing the chemical injector to operate.



- PSI Max: 3600
- Temperature Max: 300°F
- GPM Max: 8.0
- Attaches to 1/4" MPT Lance
- Accepts 1/4" Meg Nozzles
- Weight: 5.9 oz.

PART NO.	DESCRIPTION	PSI	LIST PRICE
8.710-889.0	ST-51N	3600	\$42.00

NOZZLE HOLDER - ST-330 - SWIVELING



Perfect For cleaning hard-to-reach areas. Nozzle position locks with pressure.



- PSI: 5070
- GPM: 10
- Temperature: 300°F
- Stainless-Steel
- 1/4" Female Inlet

PART NO.	DESCRIPTION	LIST PRICE
8.749-905.0	Outlet 1/4" FNPT	\$96.00
8.749-906.0	Outlet 1/4" Male	\$98.50

NOZZLES - HL250 VARI HI-LOW ANGLE



Push / Pull for easy change between high- and low-pressure; simple twist to adjust 0° - 80° spray fan pattern.



- PSI Max: 4050
- Temperature: 195°F
- 1/4" FPT Inlet
- Weight: 4 oz..
- Glass-Filled Nylon Cover
- Stainless-Steel Replaceable Orifice

PART NO.	ORIFICE	COLOR	LIST PRICE
8.710-972.0	2.0	Light Green	\$36.10
8.710-973.0	2.5	Pink	\$36.10
8.710-974.0	3.0	White	\$36.10
8.710-975.0	3.5	Brown	\$36.10
8.710-976.0	4.0	Dark Yellow	\$36.10
8.710-977.0	4.5	Blue	\$36.10
8.710-978.0	5.0	Purple	\$36.10
8.710-979.0	5.5	Dark Red	\$36.10
8.710-980.0	6.0	Dark Green	\$36.10
8.710-982.0	7.0	Orange	\$36.10
8.710-983.0	8.0	Silver	\$33.10

NOZZLE HOLDER - DOUBLE

Up to 10 GPM flow for low side pressure, 250 PSI.



- PSI Max: 3200
- Temperature Max: 195°F
- 1/4" Female Inlet, Two Female Outlets
- Heavy Nickel-Plate
- Chemical-Resistant
- Stainless-Steel Ball
- Machined-Brass Body
- New Ball Guide and Seat

PART NO.	DESCRIPTION	PSI	LIST PRICE
8.710-897.0	Double Nozzle Head	3200	\$42.00

NOZZLE HOLDER - PIVOT



- Allowable 120° Pivoting
- Works with standard quick connect nozzles
- 1/4" Quick Connect plug x 1/4" Quick Connect Socket

PART NO.	DESCRIPTION	PSI	LIST PRICE
9.114-868.0	Pivoting Nozzle	4000	\$22.10

NOZZLES

X-JET LONG RANGE NOZZLE

Includes 15' Hose with In-Line Shut-Off Valve and Color-Coded Proportioners.



8.710-474.0

- Projects Water and Chemical Up To 40'
- Chemicals Bypass Pump, Lance, Hose and Gun For Damage Protection

PART NO.	DESCRIPTION	GPM	LIST PRICE
9.105-617.0*	#16 X-Jet Long Range Nozzle, 6.5 2500-4000 PSI	6.5	\$463.00
8.710-472.0	#13 M5 X-Jet Variable Fan, 2500- 4000 PSI, Long Range Nozzle, 4.5 gpm	4.5	\$438.00
8.710-474.0*	#9 X-Jet Long Range Nozzle, 2000-3000 PSI	3.5	\$354.00
8.710-475.0*	#13 X-Jet Long Range Nozzle, 2500-4000 PSI,	4.5	\$354.00
8.710-473.0	#9 M5 X-Jet Variable Fan, 2000-3000 PSI, Long Range Nozzle	3.5	\$413.00

*Includes Close Range Nozzle

JROD MULTI-NOZZLE HOLDER

A handy tool that allows switching quickly between four different nozzles on one spray gun wand. Works great for changing between foam and water, reaching multiple height levels, or altering the intensity of the spray without having to carry around several individual nozzles



- 304 Stainless-steel
- Fits 1/4" NPT-M Thread Nozzles
- Turns each nozzle into a Quick-connect Tip

PART NO.	DESCRIPTION	LIST PRICE
9.112-496.0	JRod Multi-Nozzle Holder	\$30.30

JROD MULTI-NOZZLE HOLDER



- Stainless-steel
- Fits 1/4" NPT-M Thread Nozzles
- Turns each nozzle into a Quick-connect Tip

PART NO.	DESCRIPTION	LIST PRICE
9.115-330.0	2-way JRod Multi-Nozzle Holder	\$11.70
9.115-396.0	4-way JRod Multi-Nozzle Holder	\$20.80

NOZZLE HOLDER



- 5 hole mountable

PART NO.	DESCRIPTION	PSI	LIST PRICE
9.117-451.0	5 Hole Mountable		\$15.40

NEW OFFERING NOZZLES - STEAM



PART NO.	DESCRIPTION	LIST PRICE
9.112-956.0	DSN14F Steam Nozzle, 1/4" NPT-F Drill-to-Size Brass with 2.0 Opening	\$29.60

NOZZLES - STEAM



Steam Nozzle

- PSI: 1450
- Steam Nozzle - 1/4" F



Flat Steam Nozzle

- Steam Blank - 3/8" M
- One-Piece Brass

PART NO.	DESCRIPTION	LIST PRICE
8.710-958.0	Flat Stream Nozzle, 1.5 mm	\$33.70
8.710-957.0	Steam Nozzle, Drill to Size	\$15.80
8.904-374.0	Nozzle, Drilled to 1.6 mm	\$17.00
8.712-415.0	Steam Nozzle, Drilled to 5/64"	\$74.00

NOZZLES - ADJUSTABLE

Compact, full-feature unit weighs only 4.3 oz., same functions as ST-51N.



- PSI Max: 3650
- Temperature Max: 300°F
- GPM Max: 8.0
- Machined-Brass Body
- Nylon Adjustment Knob
- 1/4" FPT Inlet / Outlet

PART NO.	DESCRIPTION	PSI	LIST PRICE
8.710-891.0	Adjustable Nozzle	3650	\$25.10

NOZZLES - GUM REMOVAL

Removes gum on concrete using a series of 0 degree jets



PART NO.	DESCRIPTION	LIST PRICE
9.115-328.0	Gum Remover, QC, .05 Red	\$6.95
9.115-329.0	Gum Remover, QC, .08 Red	\$6.95

NOZZLES - LONG DISTANCE



- PSI Max: 5000
- Temperature: 250°F
- Inlet 1/4" NPT-M
- 10 GPM
- Cleans surfaces from longer distances
- Robust stainless steel construction



PART NO.	DESCRIPTION	LIST PRICE
9.116-521.0	Nozzle, Long Distance #2.0	\$95.50
9.116-522.0	Nozzle, Long Distance #2.5	\$95.50
9.116-523.0	Nozzle, Long Distance #3.0	\$94.50
9.116-524.0	Nozzle, Long Distance #3.5	\$94.50
9.116-525.0	Nozzle, Long Distance #4.0	\$94.50
9.116-526.0	Nozzle, Long Distance #4.5	\$94.50
9.116-527.0	Nozzle, Long Distance #5.0	\$94.50
9.116-528.0	Nozzle, Long Distance #5.5	\$94.50
9.116-529.0	Nozzle, Long Distance #6.0	\$95.50
9.116-530.0	Nozzle, Long Distance #6.5	\$94.50
9.116-531.0	Nozzle, Long Distance #7.0	\$95.50
9.116-532.0	Nozzle, Long Distance #7.5	\$95.50
9.116-533.0	Nozzle, Long Distance #8.0	\$94.50
9.116-534.0	Nozzle, Long Distance #8.5	\$94.50
9.116-535.0	Nozzle, Long Distance #9.0	\$94.50
9.116-536.0	Nozzle, Long Distance #10.0	\$94.50

NOZZLE HOLDER - ROLLOVER - TWIST TYPE

Holds two meg nozzles on opposite sides for positive change from chemical application to high-pressure rinse.



- PSI Max: 1000
- Temperature: 180°F
- Nickel-Plated Brass Body

PART NO.	DESCRIPTION	PSI	LIST PRICE
8.710-893.0	Dual 1/4" FPT In / Out	1000	\$121.00
8.900-022.0	Repair Kit	1000	\$15.80

NOZZLE PROTECTOR / COUPLER



- Protect Nozzles and Finished Surfaces
- Deep Nozzle Recess
- Tough Plastic Protector
- 1/4" FPT Coupler Inlet

PART NO.	NOZZLE	LIST PRICE
8.710-866.0	1/8"	\$5.50
8.710-867.0	1/4"	\$4.90

NOZZLE PROTECTOR - SLIP-ON

A durable, easy-to-use nozzle protector. Plastic rubber compound - flexible and tough!



- 1-1/2" Diameter at Flare-End
- Slip-On to Lance
- Slip-Fits Standard Lances
- Attach Nozzle Coupler and Nozzle
- 2-1/2" Long
- Weight: 1.2 oz..
- Slide protector forward for complete nozzle protection

PART NO.	DESCRIPTION	LIST PRICE
8.710-868.0	Slip-on Nozzle Protector	\$5.50

FOAMERS - LEGACY COMPACT



Generates a high-density clinging foam for extended dwell time to increase chemical action.



- PSI Max: 2500
- Temperature Max: 195°F
- GPM Max: 1-5
- 4 and 6.5 Nozzle Included
- 5" Long, 1" Diameter
- Stainless-Steel, Aluminum and Brass

PART NO.	DESCRIPTION	PSI	LIST PRICE
8.903-998.0	1/8" F Inlet	2500	\$94.50
8.903-999.0	1/4" F Inlet	2500	\$86.00



Note: Most cleaning chemicals perform best when at 120° - 150°F and can be applied as a foam by adding a foaming agent. See your chemical supplier to obtain the correct products.

FOAMERS - FOAM CANNON

The ideal foam generator application accessory meters the foaming chemical for customized foam type and applies the foam to match the application.



- PSI Max: 3200
- Temperature Max: 140°F
- GPM Max: 6.5
- Brass Meter Valve
- 1/4" FPT Lance Connect
- High-Impact Glass-Filled Body
- Stainless-Steel 1.5 mm Orifice (#5.5 Nozzle Equivalent)
- Stainless-Steel Foam Turbulator

PART NO.	DESCRIPTION	LIST PRICE
8.710-125.0	 Foam Cannon / Injector	\$132.00
8.710-126.0	 Foam Cannon / Injector / Bottle	\$165.00
8.704-222.0	Replacement Turbulator Screen	\$23.40

LEGACY HD PUMP - THE MOST DURABLE PUMP ON THE MARKET



Legacy HD heavy-duty, high pressure pumps are the outcome of years of research and development, resulting in a number of upgrades over previous pump models. Premium, long-life components and design features make the Legacy HD pump a standout among other high-pressure pumps. Tests prove it holds up better in rugged working conditions.

- Stronger crankcase housing with thicker aluminum cross members and mounting feet for added strength.
- Crankcase features longer overall length to ensure less stress on all parts and a longer life of the pump.
- Super-strong, two-piece connecting rods designed with double-feeder grooves to maximize lubrication for a dramatically cooler running pump.
- Oil level dipstick is vented allowing for heat expansion. Oil level sight glass allows for quick and easy oil inspection.
- Premium European-quality tapered roller bearings on both the drive-side and opposite drive-side of the pump allow for heavier and demanding loads while greatly reducing noise levels and heat build-up.
- Precision machined crankshafts for easy assembly and disassembly. Solid-shaft models have a full 55 mm shaft length to easily accept pulley and sheaves.
- Polished stainless-steel plunger rod reduces friction heat for a smoother and cooler operation.
- Precision-ground and highly-polished solid ceramic plungers designed to withstand dramatic temperature and pressure spikes.
- High-temperature, long life U-seals correctly fitted for each pump.
- Dacromet® finish on manifold bolts adds extra rust protection.
- Revolutionary forged-brass heads with exclusive "deep-well-sealing" valve caps eliminate any head pressure effects to the valve cap and valve cap thread.



LEGACY HD PUMP - GX SERIES



The most durable pump on the market.



PART NO.	MODEL NO.	GPM	PSI	HP	RPM	SHAFT	WT (LBS.)	LIST PRICE
GX SERIES: 1/2" INLET X 3/8" OUTLET								
8.921-661.0	S GX5450R	5.4	5000	17.0	1740	24 mm	43	\$1,660.00
8.921-662.0	GX5450L	5.4	5000	17.0	1740	24 mm	43	\$1,660.00
GX SERIES: 3/4" BSP INLET X 1/2" BSP OUTLET								
8.920-597.0	S GX9536.2R	9.5	3625	23.6	1740	25 mm	38	\$1,750.00
8.920-598.0	S GX9536.2L	9.5	3625	23.6	1740	25 mm	38	\$1,750.00
8.920-599.0	S GX1036.2R	10.4	3625	25.8	1740	25 mm	38	\$1,750.00
8.920-600.0	GX1036.2L	10.4	3625	25.8	1740	25 mm	38	\$1,775.00
8.920-602.0	GX1622.2R	15.8	2200	23.8	1740	25 mm	38	\$1,780.00
8.920-603.0	GX1622.2L	15.8	2200	23.8	1740	25 mm	38	\$1,805.00
8.752.809.0	GX8043.2	7.9	4350	23.5	1740	25 mm	38	\$1,265.00



LEGACY HD PUMP - GM SERIES



■ Belt Drive

■ 1/2" Inlet x 3/8" Outlet



PART NO.	MODEL NO.	GPM	PSI	HP	RPM	SHAFT	WT (LBS.)	LIST PRICE
8.751-197.0	GM3540R.3	3.5	4000	9.5	1850	24 mm	22	\$922.00
8.751-198.0	GM4030R.3	4	3000	8.2	1000	24 mm	22	\$922.00
8.751-200.0	GM4035R.3	4.8	3500	7.5	1500	24 mm	22	\$955.00
8.751-201.0	GM4035L.3-Left	4.8	3500	7.5	1500	24 mm	22	\$955.00
8.751-202.0	GM5030R.3	5.1	3000	13.5	1550	24 mm	22	\$955.00
8.751-203.0	GM5030L.3	5.1	3000	13.5	1550	24 mm	22	\$981.00
8.751-244.0	GM6035R.3	5.6	3500	13.5	1740	24 mm	22	\$1,015.00
8.751-245.0	GM6035L.3	5.6	3500	13.5	1740	24 mm	22	\$993.00

LEGACY HD PUMP - GT SERIES



■ Belt Drive

■ 1/2" Inlet x 3/8" Outlet



PART NO.	MODEL NO.	GPM	PSI	HP	RPM	SHAFT	WT (LBS.)	LIST PRICE
8.921-723.0	GT4540.2L	4.5	4000	12.3	1360	25 mm	39	\$1,235.00
8.921-724.0	GT6036.2R	6.0	3600	14.8	1450	25 mm	39	\$1,235.00
8.921-725.0	GT6036.2L	6.0	3600	14.8	1450	25 mm	39	\$1,235.00
8.921-726.0	GT5636.2R	5.6	3600	13.8	1450	24 mm	39	\$1,065.00
8.921-727.0	GT5636.2L	5.6	3600	13.8	1450	24 mm	39	\$1,095.00

LEGACY PUMP - GBP & GB SERIES



■ Belt Drive

■ 1/2" Inlet x 3/8" Outlet



PART NO.	MODEL NO.	GPM	PSI	HP	RPM	SHAFT	WT (LBS.)	LIST PRICE
8.929-708.0	GBP3030R	3.0	3000	6.2	1650	24 mm	14.5	\$602.00
8.929-754.0	GBP3030L	3.0	3000	6.2	1650	24 mm	14.5	\$746.00
8.929-713.0	GBP4025R	4.0	2500	6.8	1550	24 mm	14.5	\$676.00

LEGACY HD PUMP - READY TO GO SERIES



■ Belt or Direct Drive

■ Includes a pump, unloader, thermal protector, bypass loop hose, garden hose inlet with filter and quick coupler.



PART NO.	MODEL NO.	DRIVE	GPM	PSI	RPM	SHAFT	UNLOADER	LIST PRICE
8.924-458.0	GP3035G	Direct	3.0	3500	3400	3/4" Hollow	VRT3	\$763.00
8.924-459.0	GP3535G1	Direct	3.5	3500	3400	1" Hollow	VRT3	\$777.00
8.924-460.0	GS4040G.3	Direct	4.0	4000	3400	1" Hollow	VRT3	\$881.00
8.924-461.0	GB3030R	Belt	3.0	3000	1650	24 mm	VRT3	\$827.00
8.924-462.0	GM3540R.3	Belt	3.5	4000	1850	24 mm	VRT3	\$958.00
8.924-463.0	GM3840R.3	Belt	3.8	4000	1740	24 mm	VRT3	\$1,010.00

LEGACY PUMP - HFR SERIES



■ Belt Drive

■ Rated up to 149°F

■ 3/4" Outlet



PART NO.	MODEL NO.	GPM	PSI	HP	RPM	SHAFT	INLET	WT (LBS.)	LIST PRICE
8.751-677.0	HFR40FR	10.5	4100	28.7	1450	40 mm	1"	106	\$5,960.00
8.751-678.0	HFR60FR	15.7	4100	43.0	1450	40 mm	1"	106	\$5,880.00
8.751-680.0	HFR80FL	20.9	4100	57.3	1450	40 mm	1"	106	\$6,100.00
8.751-681.0	HFR80FR	20.9	4100	57.3	1450	40 mm	1"	106	\$5,800.00
8.751-689.0	HFR80SR	21.1	2175	30.5	2175	40 mm	1-1/4"	106	\$6,045.00
8.751-693.0	HFR120SR	31.7	2175	46.1	2175	40 mm	1-1/4"	106	\$5,755.00

LEGACY PUMP - HHP SERIES



"Eco brass" pump head: environment-friendly brass alloy with very high mechanical properties equivalent to Stainless-steel 316.

■ Belt Drive

■ Rated up to 149°F

■ 3/4" Inlet x 1/2" Outlet



PART NO.	MODEL NO.	GPM	PSI	HP	RPM	SHAFT	WT (LBS.)	LIST PRICE
8.751-682.0	HHP25SL	6.6	7250	32.6	1000	40 mm	112	\$5,045.00
8.751-694.0	HHP4150R	10.8	7250	53.7	1450	40 mm	112	\$5,115.00

LEGACY PUMP - NMT SERIES



■ Belt Drive

■ NMT1520SCWR:
Rated up to 149°F Nickel Plated

■ NMT2120ESR:
Rated up to 185°F Stainless-steel - 316L

■ 1/2" Inlet x 3/8" Outlet



8.754-110.0



8.754-112.0

PART NO.	MODEL NO.	GPM	PSI	HP	RPM	SHAFT	WT (LBS.)	LIST PRICE
8.754-110.0	NMT1520SCWR	4.8	3000	9.9	1200	24 mm	21	\$1,015.00
8.754-112.0	NMT2120ESR	6.6	3000	12.8	1740	24 mm	26	\$3,010.00

LEGACY PUMP - NLT SERIES



■ Belt Drive

■ 1/2" Inlet x 3/8" Outlet

■ Double Shaft Pump

■ Rated up to 149°F



PART NO.	MODEL NO.	GPM	PSI	HP	RPM	SHAFT	WT (LBS.)	LIST PRICE
8.755-731.0	NLT2525S	7.9	3625	19.6	1200	25 mm	41	\$1,070.00



LEGACY HD PUMP - GS SERIES



■ Direct Couple-to-gas Engine

■ 1/2" Inlet x 3/8" Outlet



PART NO.	MODEL NO.	GPM	PSI	HP	RPM	SHAFT	WT (LBS.)	LIST PRICE
8.751-205.0	GS3040G.3	3.0	4000	9.0	3400	1" Hollow	24.5	\$827.00
8.751-206.0	GS3540G.3	3.5	4000	11.0	3400	1" Hollow	23	\$827.00
8.751-207.0	GS4040G.3	4.0	4000	13.0	3400	1" Hollow	23	\$750.00
8.751-208.0	GS5030G.3	5.0	3000	16.0	3400	1" Hollow	24.5	\$838.00

LEGACY HD PUMP - GP & GPP SERIES



■ Direct Couple-to-gas Engine

■ 1/2" Inlet x 3/8" Outlet



PART NO.	MODEL NO.	GPM	PSI	HP	RPM	SHAFT	WT (LBS.)	LIST PRICE
8.929-711.0	GPP2535G	2.5	3500	6.0	3400	3/4" Hollow	16.75	\$663.00
8.929-709.0	GPP3035G	3.0	3500	7.2	3400	3/4" Hollow	16.75	\$639.00
8.929-710.0	GPP3035G1	3.0	3500	7.2	3400	1" Hollow	18	\$639.00

LEGACY HD PUMP - GF & GFP SERIES



■ Direct Couple-to-electric Motor

■ 1/2 - 14 BSPP-F Inlet x 3/8-19 BSPP-F Outlet

■ NEMA 56C Frame



PART NO.	MODEL NO.	GPM	PSI	HP	RPM	SHAFT	WT (LBS.)	LIST PRICE
8.929-707.0	GFP2030S	2.1	3000	4.3	1725	5/8" Hollow	17	\$537.00
8.929-714.0	GFP2830S	2.8	3000	5.8	1725	5/8" Hollow	17	\$558.00
8.929-712.0	GFP3530F	3.5	3000	7.2	3450	3/4" Hollow	17	\$537.00

LEGACY HD PUMP - FOG NEMA SERIES



■ Direct Couple-to-electric Motor

■ 3/8 - 19 BSPP-F Inlet x 3/8-19 BSPP-F Outlet

■ Rated up to 149°F

■ NEMA 56C Frame



PART NO.	MODEL NO.	GPM	PSI	HP	RPM	SHAFT	WT (LBS.)	LIST PRICE
8.754-501.0	FOG1214R	1.2	1450	1.2	1740	5/8" Hollow	12	\$459.00
8.754-502.0	FOG1914R	1.9	1450	1.9	1740	5/8" Hollow	12	\$455.00
8.754-503.0	FOG2514R	2.5	1450	2.5	1740	5/8" Hollow	12	\$459.00
9.117-512.0	FOG0610CR	1.6	1450	1.9	1450	5/8" Hollow	12.5	\$548.00

LEGACY PUMP - TML SERIES



- Belt Drive
- Rated up to 149°F
- 1/2" Inlet x 3/8" Outlet
- Industrial Triplex Plunger Pump with AI Connecting Rods
- Compare to General Pumps: TS Series
AR Pumps: RK Series



PART NO.	MODEL NO.	GPM	PSI	RPM	SHAFT	WT (LBS.)	LIST PRICE
8.703-382.0	S TML-3053	5.3	3000	1450	24 mm	18.9	\$1,120.00
8.703-457.0	Pump Rail Set (Kit)						\$89.00

Note: Can be run at 1750 RPM. Please note the pump ships without rails

LEGACY PUMP - TTV SERIES



- Belt Drive
- Rated up to 149°F
- 3/4" Inlet x 3/8" Outlet
- Heavy industrial Triplex Plunger Pump with AI Connecting Rods
- Compare to General Pumps: TS Series
AR Pumps: RK Series



PART NO.	MODEL NO.	GPM	PSI	RPM	SHAFT	WT (LBS.)	LIST PRICE
8.703-387.0	TTV-3555	5.5	3500	1450	24 mm	18.9	\$1,470.00
8.703-388.0	TTV-3563	6.3	3500	1450	24 mm	20	\$1,535.00

Note: Can be run at 1750 RPM. Please note the pump ships without rails

LEGACY PUMP - KKV SERIES



- Belt Drive
- Rated up to 149°F
- 1" Inlet x 1/2" Outlet
- Heavy industrial Triplex Plunger Pump with AI Connecting Rods



PART NO.	MODEL NO.	GPM	PSI	RPM	SHAFT	WT (LBS.)	LIST PRICE
8.703-391.0	KKV-3087	8.7	3000	1725	30 mm	39.6	\$2,575.00

Please note the pump ships without rails

LEGACY PUMP - WJG SERIES



- Direct Drive
- Rated up to 149°F
- SAE Flange
- 3/8" Inlet x 3/8" Outlet
- Triplex Plunger Pump with Bronze Connecting Rods
- Compare to General Pumps: TS Series
AR Pumps: XTV Series



PART NO.	MODEL NO.	GPM	PSI	RPM	SHAFT	WT (LBS.)	LIST PRICE
8.703-342.0	WJG-2525	2.5	2500	3450	3/4" Hollow	13.2	\$687.00

LEGACY PUMP - WJH-F & WJH SERIES





WJH-F Series

- Direct Drive
- Rated up to 149°F
- NEMA Flange
- 3/8" Inlet x 3/8" Outlet
- Triplex Plunger Pump with Bronze Connecting Rods
- Compare to General Pumps: TS Series
AR Pumps: XTV Series

WJH Series

- Direct Drive
- Rated up to 149°F
- NEMA Flange
- 3/8" Inlet x 3/8" Outlet
- Triplex Plunger Pump with AI Connecting Rods
- Compare to General Pumps: T and TT Series
AR Pumps: XTA Series



PART NO.	MODEL NO.	GPM	PSI	RPM	SHAFT	WT (LBS.)	LIST PRICE
WJH-F SERIES							
8.703-346.0	 WJH-2525-F	2.5	2500	3450	5/8" Hollow	13.2	\$687.00
WJH SERIES							
8.703-348.0	WJH-2121	2.1	2100	1725	5/8" Hollow	13.2	\$836.00
8.703-349.0	 WJH-2132	3.2	2100	1725	5/8" Hollow	13.2	\$706.00

LEGACY PUMP - WMG SERIES



- Direct Drive
- Rated up to 149°F
- SAE Flange
- 1/2" Inlet x 3/8" Outlet
- Triplex Plunger Pump with Bronze Connecting Rods
- Compare to General Pumps: TS Series
AR Pumps: XMV Series



PART NO.	MODEL NO.	GPM	PSI	RPM	SHAFT	WT (LBS.)	LIST PRICE
8.703-351.0	WMG-2530	3.0	2500	3450	3/4" Hollow	14.7	\$726.00

LEGACY PUMP - WMG 1 SERIES



- Direct Drive
- Rated up to 149°F
- SAE Flange
- 1/2" Inlet x 3/8" Outlet
- Premium Triplex Plunger Pump with Bronze Connecting Rods
- Compare to General Pumps: TX Series
AR Pumps: XMV Series



PART NO.	MODEL NO.	GPM	PSI	RPM	SHAFT	WT (LBS.)	LIST PRICE
8.703-356.0	S WMG-3540	4.0	3500	3450	1" Hollow	14.7	\$883.00

LEGACY PUMP - TMH SERIES



- Direct Drive
- NEMA Flange
- 1/2" Inlet x 3/8" Outlet
- Rated up to 149°
- Industrial Triplex Plunger Pump with Al Connecting Rods
- Compare to General Pumps: EZ Series
AR Pumps: RKA Series



PART NO.	MODEL NO.	GPM	PSI	RPM	SHAFT	WT (LBS.)	LIST PRICE
8.703-375.0	S TMH-3035	3.5	3000	1725	1-1/8" Hollow	18.9	\$958.00
8.703-376.0	S TMH-3040	4.0	3000	1725	1-1/8" Hollow	18.9	\$952.00
8.703-377.0	TMH-3050	5.0	3000	1725	1-1/8" Hollow	18.9	\$1,215.00
8.703-378.0	TMH-3055	5.5	3000	1725	1-1/8" Hollow	18.9	\$1,265.00

LEGACY PUMP



PART NO.	GPM	PSI	RPM	SHAFT	DESCRIPTION	LIST PRICE
HORIZONTAL PUMP						
8.930-514.0*	S 2.6	3000	3400	3/4"		\$232.00
VERTICAL PUMP						
8.925-069.0	S 2.6	3000	3400	7/8"	With Garden Hose Fitting Inlet	\$189.99

*Note: Can be used to replace Comet pumps listed on page 107.

PUMP RAILS - LEGACY & LEGACY HD




PART NO.	DESCRIPTION	LIST PRICE
8.717-577.0	Rails for Models: FGP, FOG, GF, GB, GBP, GM, GP, GPP, GS, GT, GX, HFR, HY, NLT, & NMT	\$40.00
9.802-744.0	Mounting Bolts for Models: FGP, FOG, GF, GB, GBP, GM, GP, GPP, GS, GT, GX, HFR, HHP, HY, NLT, & NMT	\$1.25

LEGACY PUMP REPAIR TOOL KIT



9.802-954.0 pump repair tool kit shown.

PART NO.	DESCRIPTION	LIST PRICE
9.802-954.0	 Legacy Pump Repair Tool Kit (For all models except GB, GP, GP1, GF)	\$407.00
8.756-590.0	Legacy Pump Repair Tool Kit for Normal Maintenance (For models: GB, GP, GP1 and HY)	\$391.00
8.756-717.0	Legacy Pump Repair Tool Kit for Oil Seal Maintenance (For models: GB, GP, GP1 and HY)	\$126.00
8.758-163.0	Legacy Packing & Pulling Pump Repair Tool Kit (For models: GT.2 & GX.2)	\$600.00

PART NO.	DESCRIPTION	LIST PRICE
9.802-564.0	Guide, Oil Seal Inserter, Plunger Rod GT-GX-GH	\$11.90
9.802-581.0	Piston, Oil Seal Inserter, Plunger Rod GT-GX-GH	\$14.40
9.802-580.0	Piston, Oil Seal Inserter, Plunger Rod GM-GD-GG-GE-GS	\$12.20
9.802-563.0	Guide, Oil Seal Inserter, Plunger Rod GM-GD-GG-GE-GS	\$9.25
9.802-566.0	Guide, Oil Seal Insert, Crankshaft GM-GD-GG-GE-GS	\$12.80
9.802-568.0	Piston Seal Extractor	\$59.50
9.802-579.0	Piston, Seal Inserter, Manifold GM-GS	\$14.20
9.802-573.0	Guide, Seal Inserter, Manifold GM-GS	\$25.10

PART NO.	DESCRIPTION	LIST PRICE
9.802-578.0	Piston, Seal Inserter, Manifold GT	\$13.20
9.802-572.0	Guide, Seal Inserter, Manifold GT	\$25.10
8.751-396.0	Guide, Seal Inserter, Manifold GD-GE-GG	\$24.10
8.751-397.0	Piston, Seal Inserter, Manifold GD-GE-GG-GH-GX	\$52.00
8.751-405.0	Guide, Seal Inserter, Manifold GH-GX	\$54.50
8.751-403.0	Screwdriver Flathead	\$19.60
9.802-574.0	Box, Plastic Tool Box	\$42.50


LEGACY PUMP REPAIR KITS



PART NO.	KIT NO.	DESCRIPTION	NO. OF PIECES	QTY NEEDED PER PUMP	LIST PRICE
8.703-458.0	Kit 10	WJH Packing / Header / Brass Assy, 18 mm	21	1	\$192.00
8.703-459.0	Kit 12	WM - H&L Packing Kit WJH Packing / Header only, 18 mm	15	1	\$112.00
8.703-462.0	Kit 40	KKV Check Valves / O-ring Kit	12	1	\$167.00
8.932-979.0	Kit 42	APR.S Unloader Valve Seal Kit	3	1	\$34.00
8.900-701.0	Kit 60	V-Packing, 15 mm Legacy Pump WJH, WJH - F&G Packing / Header only, 15 mm	12	1	\$86.50
8.900-702.0	Kit 61	Complete Plunger Set 15 mm 18 PX WJH - F&G Packing / Header / Brass, 15 mm	18	1	\$172.00
8.703-464.0	Kit 63	WMH&L Check Valve / O-ring Kit	12	1	\$76.50
8.703-465.0	Kit 64	HG / WJ / WM Plunger Oil Seal Kit	3	1	\$31.50
8.703-466.0	Kit 65	TM Plunger Oil Seal Kit	3	1	\$36.80
8.703-467.0	Kit 66	HG / WJ Valve Cap / O-ring, M18 x 1.5 Kit	12	1	\$83.50
8.703-468.0	Kit 67	WM / TM / TTV Valve Cap / O-ring, M27 x 1.5	12	1	\$147.00
8.703-469.0	Kit 68	WM - F&G Packing / Brass Assy Kit, 15 mm	21	1	\$179.00
8.703-470.0	Kit 69	TM - F&G Packing / Brass Assy, 15 mm	21	1	\$187.00
8.703-471.0	Kit 70	WM - H&L Packing / Brass Assy Kit, 18 mm	21	1	\$179.00
8.703-472.0	Kit 71	TM - H&L Packing / Brass Assy Kit, 18 mm	24	1	\$283.00
8.703-474.0	Kit 73	WM - F&G Packing only Kit, 15 mm	15	1	\$86.50
8.703-475.0	Kit 74	TM - F&G Packing only Kit, 15 mm	15	1	\$85.50
8.703-476.0	Kit 76	TM - H&L Packing only Kit, 18 mm	18	1	\$151.00
8.703-479.0	Kit 79	WM-G 1" Accessory Seals Kit	8	1	\$72.50
8.703-483.0	Kit 84	HG / WJ Check Valve / O-ring	12	1	\$76.50
8.703-485.0	Kit 86	TTV-KTV Packing / Brass Assy Kit, 20 mm	24	1	\$371.00
8.703-488.0	Kit 89	TTV-KTV Packing only Kit, 20 mm	18	1	\$187.00
8.703-489.0	Kit 90	KKV Packing only Kit L90, 22 mm	18	1	\$237.00
8.703-492.0	Kit 93	HDL Check Valve / O-ring	12	1	\$107.00
8.703-493.0	Kit 94	HDL Valve Containment Kit L94	24	1	\$234.00
8.900-703.0	Kit 95	HDL Packing only Kit L90, 18 mm	18	1	\$161.00
8.703-494.0	Kit 96	HDL Packing / Brass Assy Kit, 18 mm	24	1	\$275.00
8.703-498.0	Kit 123	TM-TTV-KTV Check Valve / O-ring Kit	12	1	\$90.50
8.703-499.0	Kit 124	WM - F&G Check Valve / O-ring Kit	12	1	\$87.00
8.703-501.0	Kit 127	TTV Accessory Oil Seal Kit	10	1	\$105.00

ADMIRAL PUMP REPAIR KITS

For the following Admiral pumps: WE Series, XD Series, XLS Series, CA Series, WG Series, XLE Series, XLG Series, C Series, IB Series.

PART NO.	KIT NO.	DESCRIPTION	QTY NEEDED PER PUMP	LIST PRICE
8.900-631.0	Kit AP1	Check Valves <i>(for WE, WG, WEL, XL Series, XD Small Brass Head)</i>	1	\$81.00
8.900-633.0	Kit AP4	Oil Seals 15 mm Plunger Rod <i>(for WE, WG and WEL Series)</i>	1	\$26.90
8.900-634.0	Kit AP5	Oil Seals 18 mm Plunger Rod <i>(for XL Series)</i>	1	\$29.50
8.900-636.0	Kit AP7	Male Adapter Rings, 18 mm <i>(for WEL, XLE and XLS Series)</i>	1	\$17.50
8.900-637.0	Kit AP8	V-Packing Seals, 18 mm <i>(for WE and WG Series)</i>	1	\$32.50
8.900-643.0	Kit AP14	Brass Packing Gland, Two Piece, 18 mm <i>(For XLE and XLS Series)</i>	1	\$95.00
8.900-644.0	Kit AP15	V-Packing Seals, Two Piece, 18 mm <i>(for XLE and XLS Series)</i>	1	\$110.00
8.900-645.0	Kit AP16	Super U-Packing Seals, 18 mm <i>(for XLG Series only)</i>	1	\$136.00
8.900-646.0	Kit AP17	Complete Plunger Seal, Two Piece, 18 mm <i>(for XLE and XLS Series)</i>	3	\$73.00
8.900-647.0	Kit AP18	Complete Plunger Seal, Super-U, 18 mm <i>(for XLG Series only)</i>	3	\$96.00
8.900-648.0	Kit AP19	Brass Packing Gland, Super-U, 18 mm <i>(for XLG Series only)</i>	1	\$99.50
8.900-653.0	Kit AP24	V-Packing Seals, 15 mm, Two Piece <i>(for WE-T and WG-T Series)</i>	1	\$66.50
8.900-654.0	Kit AP25	V-Packing Seals, 18 mm, Two Piece <i>(for WE-T Series only)</i>	1	\$74.50
8.900-666.0	Kit AP38	"Super U" Packing <i>(for XD 20 mm)</i>	1	\$176.00
8.900-676.0	 Kit AP52	Check Valve Assemblies <i>(for IB-1000 Series and CA Series)</i>	1	\$385.00
8.900-680.0	Kit AP57	Male Adapter Rings, 45 mm <i>(for IB-1000 Series C and CA Series)</i>	1	\$35.90
8.900-682.0	Kit AP59	V-Packing Seals, 45 mm <i>(for IB-1000 Series C and CA Series)</i>	1	\$322.00
8.900-683.0	Kit AP61	Glands (45 mm), Brass Packing <i>(for IB-1019, 1032, 1037, C and CA Series)</i>	1	\$385.00

LEGACY HD PUMP REPAIR KIT SELECTION CHART



Use the selection chart below and on the following 2 pages to find the correct and quantity repair kits needed for a specific Legacy HD Pump Model.

PUMP MODEL	SEAL KIT (QTY / PUMP)	COMPLETE SEAL KIT (QTY / PUMP) INCLUDES BRASS	CERAMIC PLUNGER KIT (QTY / PUMP)	VALVE KIT (QTY / PUMP)	PLUNGER OIL SEAL KIT (QTY / PUMP)
FOG0614R	N/A	8.754-575.0 (3)	8.754-576.0 (3)	8.754-577.0 (6)	8.754-578.0 (1)
FOG1214R	N/A	8.754-575.0 (3)	8.754-576.0 (3)	8.754-577.0 (6)	8.754-578.0 (1)
FOG1914R	N/A	8.754-575.0 (3)	8.754-576.0 (3)	8.754-577.0 (6)	8.754-578.0 (1)
FOG2514R	N/A	8.754-575.0 (3)	8.754-576.0 (3)	8.754-577.0 (6)	8.754-578.0 (1)
GB3030L	8.754-856.0 (1)	8.758-081.0 (1)	8.754-858.0 (3)	8.754-859.0 (1)	9.803-937.0 (1)
GB3030R	8.754-856.0 (1)	8.758-081.0 (1)	8.754-858.0 (3)	8.754-859.0 (1)	9.803-937.0 (1)
GB4025L	8.754-856.0 (1)	8.758-081.0 (1)	8.754-858.0 (3)	8.754-859.0 (1)	9.803-937.0 (1)
GB4025R	8.754-856.0 (1)	8.758-081.0 (1)	8.754-858.0 (3)	8.754-859.0 (1)	9.803-937.0 (1)
GBP3030R	8.759-015.0 (1)	8.929-348.0 (1)	8.754-858.0 (3)	8.754-859.0 (1)	9.803-937.0 (1)
GBP3030L	8.759-015.0 (1)	8.929-348.0 (1)	8.754-858.0 (3)	8.754-859.0 (1)	9.803-937.0 (1)
GBP4025R	8.759-015.0 (1)	8.929-348.0 (1)	8.754-858.0 (3)	8.754-859.0 (1)	9.803-937.0 (1)
GD3025	8.725-356.0 (1)	8.725-357.0 (3)	9.803-935.0 (3)	9.803-936.0 (1)	9.803-937.0 (1)
GD3030	8.725-354.0 (1)		9.803-934.0 (3)	9.803-936.0 (1)	9.803-937.0 (1)
GD4020.1	8.725-356.0 (1)	8.725-357.0 (3)	9.803-935.0 (3)	9.803-936.0 (1)	9.803-937.0 (1)
GE2020F.1	8.725-354.0 (1)		9.803-934.0 (3)	9.803-936.0 (1)	9.803-937.0 (1)
GE2020S.1	8.725-356.0 (1)	8.725-357.0 (3)	9.803-935.0 (3)	9.803-936.0 (1)	9.803-937.0 (1)
GE2825F.1	8.725-354.0 (1)		9.803-934.0 (3)	9.803-936.0 (1)	9.803-937.0 (1)
GE2825S.1	8.725-356.0 (1)	8.725-357.0 (3)	9.803-935.0 (3)	9.803-936.0 (1)	9.803-937.0 (1)
GE3525F.1	8.725-354.0 (1)		9.803-934.0 (3)	9.803-936.0 (1)	9.803-937.0 (1)
GF2030F	8.754-860.0 (1)	8.725-357.0 (3)	8.754-862.0 (3)	8.754-859.0 (1)	9.803-937.0 (1)
GF2030S	8.754-856.0 (1)		8.754-858.0 (3)	8.754-859.0 (1)	9.803-937.0 (1)
GF2830F	8.754-860.0 (1)	8.758-083.0 (1)	8.754-862.0 (3)	8.754-859.0 (1)	9.803-937.0 (1)
GF2830S	8.754-856.0 (1)	8.758-081.0 (1)	8.754-858.0 (3)	8.754-859.0 (1)	9.803-937.0 (1)
GF3530F	8.754-860.0 (1)	8.758-0830 (1)	8.754-862.0 (3)	8.754-859.0 (1)	9.803-937.0 (1)
GFP2030S	8.759-015.0 (1)	8.929-348.0 (1)	8.754-858.0 (3)	8.754-859.0 (1)	9.803-937.0 (1)
GFP2830S	8.759-015.0 (1)	8.929-348.0 (1)	8.754-858.0 (3)	8.754-859.0 (1)	9.803-937.0 (1)
GFP3530F	8.759-031.0 (1)	8.758-218.0 (1)	8.754-862.0 (3)	8.754-859.0 (1)	9.803-937.0 (1)
GG2530G.1	8.725-354.0 (1)	8.758-081.0 (1)	9.803-934.0 (3)	9.803-936.0 (1)	9.803-937.0 (1)
GG3030G.1	8.725-354.0 (1)	8.758-083.0 (1)	9.803-934.0 (3)	9.803-936.0 (1)	9.803-937.0 (1)
GG3035G1.1	8.725-354.0 (1)		9.803-934.0 (3)	9.803-936.0 (1)	9.803-937.0 (1)
GG4030G1.1	8.725-354.0 (1)		9.803-934.0 (3)	9.802-604.0 (1)	9.802-606.0 (1)
GH5050	9.804-492.0 (1)	9.804-493.0 (3)	9.802-629.0 (3)	9.802-603.0 (1)	9.802-609.0 (1)
GM3540.2	8.725-358.0 (1)	8.758-087.0 (1)	8.933-023.0 (3)	9.802-603.0 (1)	9.802-609.0 (1)
GM3540.3	8.725-358.0 (1)	8.758-087.0 (1)	8.933-023.0 (3)	9.802-603.0 (1)	9.802-609.0 (1)
GM4030.2	8.725-362.0 (1)	8.758-086.0 (1)	9.802-620.0 (3)	9.802-603.0 (1)	9.802-609.0 (1)
GM4030.3	8.725-362.0 (1)	8.758-086.0 (1)	8.751-238.0 (3)	9.802-603.0 (1)	9.802-609.0 (1)
GM4035.2	8.725-360.0 (1)	8.758-085.0 (1)	9.802-629.0 (3)	9.802-603.0 (1)	9.802-609.0 (1)
GM4035.3	8.725-360.0 (1)	8.758-085.0 (1)	8.751-237.0 (3)	9.802-603.0 (1)	9.802-609.0 (1)
GM5030.2	8.725-362.0 (1)	8.758-086.0 (1)	9.802-620.0 (3)	9.802-603.0 (1)	9.802-609.0 (1)
GM6035.2	8.725-360.0 (1)	8.758-085.0 (1)	9.802-629.0 (3)	9.802-603.0 (1)	9.802-609.0 (1)
GM6035.3	8.725-360.0 (1)	8.758-085.0 (1)	8.751-237.0 (3)	9.802-603.0 (1)	9.802-609.0 (1)
GP2535G	8.754-860.0 (1)	8.758-083.0 (1)	8.754-862.0 (3)	8.754-859.0 (1)	9.803-937.0 (1)
GP3035G	8.754-860.0 (1)	8.758-083.0 (1)	8.754-862.0 (3)	8.754-859.0 (1)	9.803-937.0 (1)

LEGACY HD PUMP REPAIR KIT SELECTION CHART (CONTINUED)

FOR 

Use the selection chart below and on the preceding and following page to find the correct and quantity repair kits needed for a specific Legacy HD Pump Model.

PUMP MODEL	SEAL KIT (QTY / PUMP)	COMPLETE SEAL KIT (QTY / PUMP) INCLUDES BRASS	CERAMIC PLUNGER KIT (QTY / PUMP)	VALVE KIT (QTY / PUMP)	PLUNGER OIL SEAL KIT (QTY / PUMP)
GP3035G1	8.754-860.0 (1)	8.758-083.0 (1)	8.754-862.0 (3)	8.754-859.0 (1)	9.803-937.0 (1)
GP3535G1	8.754-860.0 (1)	8.758-083.0 (1)	8.754-862.0 (3)	8.754-859.0 (1)	9.803-937.0 (1)
GP4035G1	8.754-860.0 (1)	8.758-083.0 (1)	8.754-862.0 (3)	8.754-859.0 (1)	9.803-937.0 (1)
GPP2535G	8.759-031.0 (1)	8.758-218.0 (1)	8.754-862.0 (3)	8.754-859.0 (1)	9.803-937.0 (1)
GPP3035G	8.759-031.0 (1)	8.758-218.0 (1)	8.754-862.0 (3)	8.754-859.0 (1)	9.803-937.0 (1)
GPP3035G1	8.759-031.0 (1)	8.758-218.0 (1)	8.754-862.0 (3)	8.754-859.0 (1)	9.803-937.0 (1)
GS3040G.2	8.725-358.0 (1)	8.758-087.0 (1)	8.933-023.0 (3)	9.802-603.0 (1)	9.802-609.0 (1)
GS3040G.3	8.725-358.0 (1)	8.758-087.0 (1)	8.933-023.0 (3)	9.802-603.0 (1)	9.802-609.0 (1)
GS3540G.2	8.725-358.0 (1)	8.758-087.0 (1)	8.933-023.0 (3)	9.802-603.0 (1)	9.802-609.0 (1)
GS3540G.3	8.725-358.0 (1)	8.758-087.0 (1)	8.933-023.0 (3)	9.802-603.0 (1)	9.802-609.0 (1)
GS4040G.2	8.725-358.0 (1)	8.758-087.0 (1)	8.933-023.0 (3)	9.802-603.0 (1)	9.802-609.0 (1)
GS4040G.3	8.725-358.0 (1)	8.758-087.0 (1)	8.933-023.0 (3)	9.802-603.0 (1)	9.802-609.0 (1)
GS5030G.2	8.725-358.0 (1)	8.758-087.0 (1)	8.933-023.0 (3)	9.802-603.0 (1)	9.802-609.0 (1)
GS5030G.3	8.725-358.0 (1)	8.758-087.0 (1)	8.933-023.0 (3)	9.802-603.0 (1)	9.802-609.0 (1)
GT4540.2L	8.753-821.0 (1)	8.758-061.0 (1)	8.753-823.0 (3)	8.753-824.0 (1)	9.802-606.0 (1)
GT4540.2R	8.753-821.0 (1)	8.758-061.0 (1)	8.753-823.0 (3)	8.753-824.0 (1)	9.802-606.0 (1)
GT5635.1	8.916-488.0 (1)	8.916-322.0 (3)	9.802-607.0 (3)	9.802-603.0 (1)	9.802-606.0 (1)
GT5636.2L	8.753-821.0 (1)	8.758-061.0 (1)	8.753-823.0 (3)	8.753-824.0 (1)	9.802-606.0 (1)
GT5636.2R	8.753-821.0 (1)	8.758-061.0 (1)	8.753-823.0 (3)	8.753-824.0 (1)	9.802-606.0 (1)
GT6036.2L	8.753-821.0 (1)	8.758-061.0 (1)	8.753-823.0 (3)	8.753-824.0 (1)	9.802-606.0 (1)
GT6036.2R	8.753-821.0 (1)	8.758-061.0 (1)	8.753-823.0 (3)	8.753-824.0 (1)	9.802-606.0 (1)
GX1025.1	8.725-364.0 (1)	8.725-365.0 (3)	9.802-614.0 (3)	9.802-608.0 (1)	9.802-606.0 (1)
GX1036.2L	8.916-487.0(1)	8.757-937.0 (1)	8.752-839.0 (3)	8.753-349.0 (1)	9.802-606.0 (1)
GX1036.2R	8.916-487.0 (1)	8.757-937.0 (1)	8.752-839.0 (3)	8.753-349.0 (1)	9.802-606.0 (1)
GX1225.1	8.725-364.0 (1)	8.725-365.0 (3)	9.802-614.0 (3)	9.802-608.0 (1)	9.802-606.0 (1)
GX1622.2L	8.752-845.0 (1)	8.757-938.0 (1)	8.752-840.0 (3)	8.717-589.0 (1)	9.802-606.0 (1)
GX1622.2R	8.752-845.0 (1)	8.757-938.0 (1)	8.752-840.0 (3)	8.717-589.0 (1)	9.802-606.0 (1)
GX5450L	8.753-512.0 (1)	8.757-939.0 (1)	8.753-514.0 (3)	8.753-515.0 (1)	9.802-606.0 (1)
GX5450R	8.753-512.0 (1)	8.757-939.0 (1)	8.753-514.0 (3)	8.753-515.0 (1)	9.802-606.0 (1)
GX8030.1	8.725-364.0 (1)	8.725-365.0 (3)	9.802-614.0 (3)	9.802-608.0 (1)	9.802-606.0 (1)
GX8043R.2	8.916-488.0 (1)	8.757-936.0 (1)	8.752-838.0 (3)	8.753-349.0 (1)	9.802-606.0 (1)
GX9536.2L	8.916-487.0 (1)	8.757-937.0 (1)	8.752-839.0 (3)	8.753-349.0 (1)	9.802-606.0 (1)
GX9536.2R	8.916-487.0 (1)	8.757-937.0 (1)	8.752-839.0 (3)	8.753-349.0 (1)	9.802-606.0 (1)
HFR105SL	8.754-245.0 (1)	8.754-244.0 (3)	8.754-242.0 (3)	8.754-243.0 (1)	8.754-235.0 (1)
HFR105SR	8.754-245.0 (1)	8.754-244.0 (3)	8.754-242.0 (3)	8.754-243.0 (1)	8.754-235.0 (1)
HFR120SL	8.754-245.0 (1)	8.754-244.0 (3)	8.754-242.0 (3)	8.754-243.0 (1)	8.754-235.0 (1)
HFR40FL	8.754-231.0 (1)	8.754-232.0 (3)	8.754-233.0 (3)	8.754-243.0 (1)	8.754-235.0 (1)
HFR40FR	8.754-231.0 (1)	8.754-232.0 (3)	8.754-233.0 (3)	8.754-243.0 (1)	8.754-235.0 (1)
HFR40SL	8.754-231.0 (1)	8.754-232.0 (3)	8.754-233.0 (3)	8.754-243.0 (1)	8.754-235.0 (1)
HFR40SR	8.754-231.0 (1)	8.754-232.0 (3)	8.754-233.0 (3)	8.754-243.0 (1)	8.754-235.0 (1)
HFR60FL	8.754-231.0 (1)	8.754-232.0 (3)	8.754-233.0 (3)	8.754-243.0 (1)	8.754-235.0 (1)
HFR60FR	8.754-231.0 (1)	8.754-232.0 (3)	8.754-233.0 (3)	8.754-243.0 (1)	8.754-235.0 (1)
HFR60SL	8.754-231.0 (1)	8.754.232.0 (3)	8.754-233.0 (3)	8.754-243.0 (1)	8.754-235.0 (1)

LEGACY HD PUMP REPAIR KIT SELECTION CHART (CONTINUED)

FOR 

Use the selection chart below and on the preceding 2 pages to find the correct and quantity repair kits needed for a specific Legacy HD Pump Model.

PUMP MODEL	SEAL KIT (QTY / PUMP)	COMPLETE SEAL KIT (QTY / PUMP) INCLUDES BRASS	CERAMIC PLUNGER KIT (QTY / PUMP)	VALVE KIT (QTY / PUMP)	PLUNGER OIL SEAL KIT (QTY / PUMP)
HFR60SR	8.754-231.0 (1)	8.754-232.0 (3)	8.754-233.0 (3)	8.754-243.0 (1)	8.754-235.0 (1)
HFR80FL	8.754-231.0 (1)	8.754-232.0 (3)	8.754-233.0 (3)	8.754-234.0 (1)	8.754-235.0 (1)
HFR80FR	8.754-231.0 (1)	8.754-232.0 (3)	8.754-233.0 (3)	8.754-234.0 (1)	8.754-235.0 (1)
HFR80SL	8.754-245.0 (1)	8.754-244.0 (3)	8.754-242.0 (3)	8.754-243.0 (1)	8.754-235.0 (1)
HFR80SR	8.754-245.0 (1)	8.754-244.0 (3)	8.754-242.0 (3)	8.754-243.0 (1)	8.754-235.0 (1)
HHP25SL	8.754-236.0 (1)	8.754-237.0 (3)	8.754-246.0 (1)	8.754-241.0 (1)	8.754-235.0 (1)
HHP25SR	8.754-236.0 (1)	8.754-237.0 (3)	8.754-246.0 (1)	8.754-241.0 (1)	8.754-235.0 (1)
HHP2750R	8.754-236.0 (1)	8.754-240.0 (3)	8.754-246.0 (1)	8.754-247.0 (1)	8.754-235.0 (1)
HHP30SL	8.754-236.0 (1)	8.754-237.0 (3)	8.754-246.0 (1)	8.754-241.0 (1)	8.754-235.0 (1)
HHP30SR	8.754-236.0 (1)	8.754-237.0 (3)	8.754-246.0 (1)	8.754-241.0 (1)	8.754-235.0 (1)
HHP3650L	8.754-236.0 (1)	8.754-240.0 (3)	8.754-246.0 (1)	8.754-247.0 (1)	8.754-235.0 (1)
HHP3650R	8.754-236.0 (1)	8.754-240.0 (3)	8.754-246.0 (1)	8.754-247.0 (1)	8.754-235.0 (1)
HHP38FL	8.754-236.0 (1)	8.754-237.0 (3)	8.754-246.0 (1)	8.755-233.0 (1)	8.754-235.0 (1)
HHP38FR	8.754-236.0 (1)	8.754-237.0 (3)	8.754-246.0 (1)	8.755-233.0 (1)	8.754-235.0 (1)
HHP4150L	8.754-236.0 (1)	8.754-240.0 (3)	8.754-246.0 (1)	8.754-247.0 (1)	8.754-235.0 (1)
HHP4150R	8.754-236.0 (1)	8.754-240.0 (3)	8.754-246.0 (1)	8.754-247.0 (1)	8.754-235.0 (1)
HHP5040L	8.754-236.0 (1)	8.754-240.0 (3)	8.754-246.0 (1)	8.754-247.0 (1)	8.754-235.0 (1)
HHP5040R	8.754-236.0 (1)	8.754-240.0 (3)	8.754-246.0 (1)	8.754-247.0 (1)	8.754-235.0 (1)
HHP5750L	8.754-236.0 (1)	8.754-240.0 (3)	8.754-246.0 (1)	8.754-247.0 (1)	8.754-235.0 (1)
HY1515	8.754-980.0 (1)	8.754-981.0 (3)	8.754-983.0 (1)	8.754-577.0 (1)	9.803-937.0 (1)
HY1520	8.754-980.0 (1)	8.754-981.0 (3)	8.754-983.0 (1)	8.754-577.0 (1)	9.803-937.0 (1)
NMT1520CWR	8.754-252.0 (1)	8.754-253.0 (3)	8.751-238.0 (1)	9.802-603.0 (1)	8.754-261.0 (1)
NMT1520SCWR	8.754-252.0 (1)	8.754-253.0 (3)	8.751-238.0 (1)	9.802-603.0 (1)	8.754-261.0 (1)
NMT2120CWR	8.754-252.0 (1)	8.754-253.0 (3)	8.751-238.0 (1)	9.802-603.0 (1)	8.754-261.0 (1)
NMT2120ESR	8.754-239.0 (1)	8.754-229.0 (3)	8.754-256.0 (1)	8.754-230.0 (6)	8.754-261.0 (1)
NLT2525S	8.916-488.0 (1)	8.755-740.0 (3)	8.752-838.0 (3)	8.753-824.0 (1)	9.802-606.0 (1)






LEGACY HD PUMP REPAIR - SEAL KITS








FOR 

PART NO.	QTY NEEDED PER PUMP	LIST PRICE	PART NO.	QTY NEEDED PER PUMP	LIST PRICE
8.725-356.0	1	\$146.00	8.754-239.0	1	\$83.00
8.725-358.0	1	\$108.00	8.754-245.0	1	\$272.00
8.725-360.0	1	\$126.00	8.754-252.0	1	\$96.50
8.725-362.0	1	\$98.00	8.754-856.0	1	\$113.00
8.725-364.0	1	\$171.00	8.754-860.0	1	\$110.00
8.916-487.0	1	\$131.00	8.759-015.0	1	\$113.00
8.752-845.0	1	\$130.00	8.759-031.0	1	\$113.00
8.753-512.0	1	\$73.00	8.916-488.0	1	\$123.00
8.753-821.0	1	\$99.50			
8.754-231.0	1	\$184.00			
8.754-236.0	1	\$179.00			

LEGACY HD PUMP REPAIR - COMPLETE KITS





FOR 






PART NO.		QTY NEEDED PER PUMP	LIST PRICE
8.725-357.0		3	\$69.00
8.725-365.0		3	\$87.00
8.758-061.0		1	\$203.00
8.754-229.0		3	\$84.50
8.754-240.0		3	\$90.00
8.754-575.0		3	\$36.40
8.755-740.0		3	\$105.00
8.757-936.0		1	\$150.00
8.757-937.0		1	\$138.00
8.757-938.0		1	\$198.00

PART NO.		QTY NEEDED PER PUMP	LIST PRICE
8.757-939.0		1	\$166.00
8.758-061.0		1	\$203.00
8.758-081.0		1	\$224.00
8.758-083.0		1	\$217.00
8.758-085.0		1	\$192.00
8.758-086.0		1	\$63.13
8.758-087.0		1	\$193.00
8.758-218.0		1	\$217.00
8.916-322.0		3	\$79.00
8.929-348.0		1	\$224.00

LEGACY HD PUMP REPAIR - CERAMIC PLUNGER KITS




FOR 





PART NO.		QTY NEEDED PER PUMP	LIST PRICE
8.751-237.0		3	\$74.00
8.751-238.0		3	\$77.00
8.752-838.0		3	\$37.10
8.752-839.0		3	\$41.60
8.752-840.0		3	\$44.20
8.753-514.0		3	\$29.00
8.753-823.0		3	\$39.60
8.754-233.0		3	\$110.00
8.754-242.0		3	\$148.00
8.754-246.0		1	\$106.00

PART NO.		QTY NEEDED PER PUMP	LIST PRICE
8.751-238.0		1	\$77.00
8.754-858.0		3	\$45.50
8.754-862.0		3	\$42.10
8.933-023.0		3	\$46.50
9.802-607.0		3	\$96.50
9.802-614.0		3	\$99.50
9.802-620.0		3	\$84.00
9.802-629.0		3	\$82.00
9.803-934.0		3	\$54.00

LEGACY HD PUMP REPAIR - VALVE KITS

FOR 

PART NO.		QTY NEEDED PER PUMP	LIST PRICE
8.717-589.0		1	\$37.60
8.753-349.0		1	\$55.50
8.753-515.0		1	\$208.00
8.753-824.0		1	\$61.50
8.758-229.0		1	\$330.00
8.758-230.0		1	\$213.00

PART NO.		QTY NEEDED PER PUMP	LIST PRICE
8.754-577.0		6	\$21.40
8.754-859.0		1	\$93.50
9.802-603.0		1	\$82.50
9.802-604.0		1	\$94.50
9.803-936.0		1	\$80.00

LEGACY HD PUMP REPAIR - PLUNGER OIL SEAL KITS

FOR **Legacy HD**

PART NO.	QTY NEEDED PER PUMP	LIST PRICE
9.802-606.0	1	\$23.50
8.754-235.0	1	\$18.40
8.754-578.0	1	\$8.10

PART NO.	QTY NEEDED PER PUMP	LIST PRICE
9.802-606.0	1	\$23.50
9.802-609.0	1	\$23.50
9.803-937.0	1	\$10.60

INTERPUMP / GENERAL PUMP - SOLID-SHAFT PUMPS



PART NO.	MODEL NO.	INTERPUMP MODEL NO.	GP MODEL NO.	GPM	PSI	RPM	SHAFT DIA	LIST PRICE
8.753-482.0			TSS1021	5.6	1700	1450	24 mm	\$1,190.00
8.753-483.0			TSS1511	4.0	3500	1450	24 mm	\$1,020.00
8.702-629.0	102048	WS92	TS921	5.9	1800	1450	24 mm	\$1,040.00
8.702-625.0	102046	W92	T921	5.0	1700	1050	24 mm	\$1,140.00
8.702-622.0	102042	WS82	TS821	5.6	1500	1450	24 mm	\$1,105.00
8.702-636.0	102058	WS101	TS1011	4.0	2000	1450	24 mm	\$1,160.00
8.702-635.0	102056	W131	T1011	4.5	2000	1125	24 mm	\$1,140.00
8.702-646.0	102076	WS133	TS1331	3.5	2100	1450	24 mm	\$1,160.00
8.702-645.0	102074	WS132	TS1321	4.75	2100	1450	24 mm	\$1,185.00
8.702-643.0	102072	W132	T1321	5.5	2100	1150	24 mm	\$1,195.00
8.702-650.0	102084	WS151		4.0	3500	1450	24 mm	\$1,095.00
8.702-649.0	102082	W151	T1511	4.5	2500	1125	24 mm	\$1,085.00
8.702-654.0	102088	W162	T1621	5.0	2500	1050	24 mm	\$1,395.00
8.702-665.0	102105	W201	T2011	4.5	3000	1125	24 mm	\$1,320.00
8.702-667.0	102110	WS201	TS2011	4.0	3000	1450	24 mm	\$1,270.00
8.702-670.0	102115G	WS202	TS2021	4.5	3500	1125	24 mm	\$1,125.00
8.702-701.0	102170	W995	T9951	3.4	1300	1750	24 mm	\$946.00
8.702-703.0	102176	W997	T9971	4.0	2000	1750	24 mm	\$1,140.00
8.702-704.0	EP1812S	T991- W99	T9971	4.0	2500	1750		\$1,515.00
8.702-687.0	102140	W913	T9131	4.0	1900	1750	24 mm	\$1,145.00
8.702-690.0	102150	W921	T9211	4.0	2900	1750	24 mm	\$1,470.00
8.702-693.0	102152	W928	T9281	4.0	4000	1750	24 mm	\$1,900.00
8.702-695.0	102154	T5050	T5050	5.0	5000	1845	24 mm	\$2,845.00
8.702-661.0	102097	-	TT9111	3.0	1500	1750	24 mm	\$699.00
8.702-630.0	102049	WW93	TT931	2.9	1500	2800	24 mm	\$692.00
8.702-628.0	102047	WW94	TT941	3.43	1300	2800	24 mm	\$654.00
8.702-663.0	102102	WW944	TT9441	4.4	2500	3400	24 mm	\$1,030.00

*Duplex Pump



INTERPUMP / GENERAL PUMP - TX SOLID-SHAFT PUMP



PART NO.	MODEL NO.	GPM	PSI	RPM	SHAFT DIA	LIST PRICE
8.702-741.0	TX1510S34	4.0	3000	3400	24 mm	\$877.00

INTERPUMP / GENERAL PUMP - SERIES "44" (EZ SERIES) SOLID-SHAFT PUMP



PART NO.	INTERPUMP MODEL NO.	GP MODEL NO.	GPM	PSI	RPM	SHAFT DIA	LIST PRICE
8.702-766.0	W956	EZ2536S	3.6	2500	1750	24 mm	\$842.00
8.702-768.0	W959	EZ2542S	4.2	2500	1750	24 mm	\$918.00
8.702-773.0	W186	EZ3040S	4.0	3000	3400	24 mm	\$945.00
8.702-782.0	-	EZ4040S34	4.0	4000	3400	24 mm	\$1,100.00

Note: For Direct-Drive Mounting see flanges on page 111

INTERPUMP / GENERAL PUMP - TSF SOLID-SHAFT PUMP



PART NO.	MODEL NO.	GPM	PSI	RPM	SHAFT DIA	LIST PRICE
8.702-740.0	TSF2021	7.0	3600	1450	24 mm	\$1,760.00
8.702-736.0	TSF2221	10.2	3000	1750	24 mm	\$1,710.00
8.702-737.0	TSF2421	12.0	2500	1750	24 mm	\$2165.00

INTERPUMP / GENERAL PUMP - LARGE FRAME SOLID-SHAFT PUMP



PART NO.	INTERPUMP MODEL NO.	GP MODEL NO.	GPM	PSI	RPM	SHAFT DIA	LIST PRICE
8.702-612.0	W4A	T41A	12.0	900	650	35 mm	\$2,345.00
8.702-640.0	WS104	TS1041	8.0	1600	1450	35 mm	\$2,360.00
8.702-652.0	WS153	TS1531	8.0	2175	1450	35 mm	\$2,960.00

INTERPUMP / GENERAL PUMP - CAR WASH SOLID-SHAFT PUMP



PART NO.	MODEL NO.	GPM	PSI	RPM	SHAFT DIA	SHIP WT	LIST PRICE
8.702-754.0	CW2040	5.0	2500	1250	24 mm	30 lbs.	\$1,500.00
8.702-745.0	CW3040	5.0	3000	1250	24 mm	32 lbs.	\$1,580.00
9.107-630.0	HTCK3623S	21.0	1500	1150	30 mm	80 lbs.	\$9,390.00

INTERPUMP / GENERAL PUMP - HOLLOW-SHAFT



■ Direct Drive

■ Flanged for direct couple to gasoline or electric motors



8.702-711.0



8.702-708.0

PART NO.	INTERPUMP MODEL NO.	GP MODEL NO.	GPM	PSI	RPM	SHAFT DIA	LIST PRICE
COUPLE TO GASOLINE MOTORS							
8.702-711.0	WW906G	TT9061G	2.1	1400	3400	3/4"	\$762.00
8.702-682.0		TT1540GBF	4.0	1500	3400	3/4"	\$750.00
8.702-673.0		TT2028GBF	2.8	2000	3400	3/4"	\$750.00
8.702-674.0		TT2035GBF	3.5	2000	3400	3/4"	\$705.00
COUPLE TO ELECTRIC MOTORS							
8.702-708.0	W905E	T9051E	2.1	1400	1750	5/8"	\$719.00
8.702-710.0	WW906E	TT9061E	2.1	1400	3400	5/8"	\$687.00
8.702-713.0	WW907E	TT9071E	2.8	1500	3400	5/8"	\$687.00
8.702-677.0	-	TT9111EBF	3.0	1500	1750	5/8"	\$713.00
8.702-679.0	-	TT2021EBF	2.1	2000	3400	5/8"	\$751.00
8.702-680.0	-	TT2028EBF	2.8	2000	3400	5/8"	\$713.00
8.702-681.0	-	TT2035EBF	3.5	2000	3400	3/4"	\$705.00

INTERPUMP / GENERAL PUMP - EZ SERIES HOLLOW-SHAFT



■ Direct Drive

■ Flanged for direct couple to gasoline or electric motors



PART NO.	INTERPUMP MODEL NO.	GP MODEL NO.	GPM	PSI	RPM	SHAFT DIA	LIST PRICE
COUPLE TO GASOLINE MOTORS							
8.702-764.0	WW961EZG	EZ3040G	4.0	2500	3400	1"	\$866.00
8.702-776.0	-	EZ4030G34	3.0	4000	3400	1"	\$1,445.00
8.702-778.0	-	EZ4035G34	3.5	4000	3400	1"	\$864.00
8.702-779.0	-	EZ4040G34	4.0	4000	3400	1"	\$780.00
COUPLE TO ELECTRIC MOTORS							
8.702-758.0	W956EZE	EZ2536E	3.6	2500	1750	1-1/8"	\$758.00
8.702-759.0	W959EZE	EZ2542E	4.2	2500	1750	1-1/8"	\$945.00
8.702-761.0	W950EZE	EZ2545E	2.5	2500	1750	1-1/8"	\$958.00
8.702-760.0	W953EZE	EZ2555E	5.5	2500	3400	1-1/8"	\$894.00
8.702-780.0	-	EZ4035E	3.5	4000	3400	1-1/8"	\$1,490.00

INTERPUMP / GENERAL PUMP - TX SERIES HOLLOW-SHAFT



■ Direct Drive

■ Flanged for direct couple to 184TC electric motor



PART NO.	MODEL NO.	GPM	PSI	RPM	SHAFT DIA	SHIP WT	LIST PRICE
8.702-784.0	TX1810E179	3.2	2000	1750	1-1/8"	30 lbs.	\$812.00
8.702-785.0	TX1812E179	3.8	2000	1750	1-1/8"	32 lbs.	\$816.00

INTERPUMP / GENERAL PUMP KIT SELECTION CHART

Use the selection chart below to find the correct repair kit for the specific Interpump / General Pump model.



PUMP MODEL	VALVES	OIL SEAL PISTON	PACKINGS	PACKINGS WITH BRASS	CERAMIC	VALVE CAPS	PISTON	BOLTS HEAD RINGS	CRANK OIL SEAL
TX1510S34	Kit 123	Kit 159	Kit 160	Kit 166	52040009	Kit 124	52040009	-	-
TX1810E179	Kit 123	Kit 159	Kit 161	Kit 167	44040109	Kit 124	52040009	-	-
TX1812E179	Kit 123	Kit 159	Kit 161	Kit 167	44040109	Kit 124	52040009	-	-
TSF2021	Kit 169	Kit 2	Kit 170	Kit 171	66040009	66130041	66040109	-	Kit 3
TSF2221	Kit 169	Kit 2	Kit 172	Kit 173	66040109	66130041	66040109	-	Kit 3
TSF2421	Kit 169	Kit 2	Kit 181	Kit 182	66040409	66130041	66040409	-	Kit 3
T9721	Kit 1	Kit 23	Kit 19	Kit 27	50040409	Kit 4	Kit 6	Kit 21	104641
T9731	Kit 1	Kit 23	Kit 19	Kit 27	50040409	Kit 4	Kit 6	Kit 21	104637
T731	Kit 1	Kit 23	Kit 19	Kit 27	50040409	Kit 4	Kit 6	Kit 21	104641
T991	Kit 1	Kit 23	Kit 19	Kit 27	50040409	Kit 4	Kit 6	Kit 21	104641
T9951	Kit 1	Kit 23	Kit 19	Kit 27	50040409	Kit 4	Kit 6	Kit 21	104641
T9971	Kit 1	Kit 23	Kit 19	Kit 27	50040409	Kit 4	Kit 6	Kit 21	104641
T921	Kit 1	Kit 2	Kit 148	Kit 29	47040509	Kit 4	Kit 6	Kit 11	Kit 3
T1011	Kit 1	Kit 2	Kit 69	Kit 28	47040409	Kit 4	Kit 6	Kit 7	Kit 3
T1321	Kit 1	Kit 2	Kit 148	Kit 29	47040509	Kit 4	Kit 6	Kit 11	Kit 3
T9211	Kit 1	Kit 2	Kit 69	Kit 28	47040409	Kit 4	Kit 6	Kit 7	Kit 3
T9281	Kit 1	Kit 2	Kit 109	Kit 112	47040856	Kit 106	Kit 107	Kit 108	Kit 3
T4251	Kit 122	Kit 44	Kit 77	Kit 78	61040056	Kit 122	-	Kit 7	Kit 32
T5050	Kit 150	Kit 2	Kit 109	Kit 151	47040856	Kit 150	47040856	Kit 108	Kit 3
TS1021	Kit 1	Kit 2	Kit 69	Kit 28	47040409	Kit 4	Kit 6	Kit 7	Kit 3
TS1011	Kit 1	Kit 2	Kit 69	Kit 28	47040856	Kit 4	Kit 6	Kit 7	Kit 3
TS1041	Kit 62	Kit 37	Kit 69	Kit 82	47040409	98231200	Kit 54	Kit 7	Kit 32
TS1321	Kit 1	Kit 2	Kit 148	Kit 29	47040509	Kit 4	Kit 6	Kit 11	Kit 3
TS1511	Kit 1	Kit 2	Kit 69	Kit 28	47040409	Kit 4	Kit 6	Kit 7	Kit 3
TS1531	Kit 62	Kit 37	Kit 69	Kit 82	47040409	98231200	Kit 54	Kit 7	Kit 32
TS2011	Kit 1	Kit 2	Kit 69	Kit 28	47040409	Kit 5	Kit 6	Kit 7	Kit 3
TS2021	Kit 1	Kit 2	Kit 69	Kit 28	47040409	Kit 5	Kit 6	Kit 7	Kit 3
TT9111	Kit 1	Kit 83	Kit 141	Kit 140	51040109	Kit 84	51040109	-	104641
TT941	Kit 1	Kit 83	Kit 97	Kit 96	51040009	Kit 84	51040109	-	104641
TT9441	Kit 1	Kit 23	Kit 88	Kit 92	52040009	Kit 4	Kit 6	-	104641
TT2028	Kit 1	Kit 83	Kit 97	Kit 96	051040009	Kit 84	-	-	104637
TT2035	Kit 1	Kit 83	Kit 97	Kit 96	51040009	Kit 84	-	-	104637
TT9061	Kit 1	Kit 83	Kit 97	Kit 96	51040009	Kit 84	-	-	104637
TT9071	Kit 1	Kit 83	Kit 97	Kit 96	51040009	Kit 84	-	-	104637
EZ2542E	Kit 123	Kit 23	Kit 127	Kit 131	44040109	Kit 124	-	Kit 129	104649
EZ2545E	Kit 123	Kit 23	Kit 88	Kit 130	52040009	Kit 124	-	Kit 90	104649
EZ3035G	Kit 123	Kit 23	Kit 88	Kit 130	52040009	Kit 124	52040009	Kit 90	104649
EZ3040G	Kit 123	Kit 23	Kit 88	Kit 130	52040009	Kit 124	52040009	Kit 90	104649
EZ3040S	Kit 123	Kit 23	Kit 88	Kit 130	52040009	Kit 124	52040009	Kit 90	104644
T9051EBF	Kit 1	Kit 83	Kit 97	Kit 96	52040009	Kit 84	51040009	-	104644
EZ2542S	Kit 123	Kit 23	Kit 127	Kit 131	44040109	Kit 124	44040109	Kit 129	104644
EZ3042S	Kit 123	Kit 23	Kit 127	Kit 131	44040109	Kit 124	44040109	Kit 129	104644
ES4040S34	Kit 123	Kit 23	Kit 153	Kit 156	44040266	Kit 124	44040266	Kit 155	104644
EZ3030G34	Kit 123	Kit 23	Kit 88	Kit 130	52040009	Kit 124	52040009	Kit 90	104649
EZ3045G	Kit 123	Kit 23	Kit 88	Kit 130	52040009	Kit 124	52040009	Kit 90	104649
EZ4035G34	Kit 123	Kit 23	Kit 153	Kit 156	44040266	Kit 124	44040266	Kit 155	104649
TS1331-B	Kit 1	Kit 2	Kit 69	Kit 28	47040409	Kit 4	Kit 6	Kit 7	Kit 3
T1631	Kit 1	Kit 24	Kit 148	Kit 29	47040509	Kit 4	Kit 6	Kit 11	-
CW1012	Kit 62	Kit 37	Kit 113	Kit 67	69040109	-	Kit 74	Kit 65	Kit 32

INTERPUMP / GENERAL PUMP KITS - GENUINE

We stock a complete selection of original Interpump / General Pump repair kits. See previous page for our kit selection chart.



■ Complete selection of repair kits

PART NO.	KIT.	DESCRIPTION	LIST PRICE
8.702-798.0	1	Valve	\$95.00
8.702-800.0	2	Piston, Rod Oil Seal	\$23.50
8.702-801.0	S 3	Crankshaft Oil Seal	\$34.10
8.702-802.0	4	Valve Cap	\$162.00
8.702-803.0	5	Valve Cap	\$266.00
8.702-805.0	S 6	Piston Bolt	\$58.50
8.702-804.0	6A	Washer for Piston Bolts	\$17.40
8.702-806.0	7	Head Ring	\$26.50
8.702-116.0	8	HP Old Style, 20 mm Packing	\$75.50
8.702-115.0	S 8	New Style	\$104.00
8.900-442.0	8	Old Style, Packing Kit	\$117.00
8.900-444.0	9	Packing Spacer	\$31.60
8.702-809.0	10	Retainer, 20 mm Packing	\$46.80
8.702-810.0	11	22 mm Head Ring	\$22.70
8.702-811.0	12	22 mm Packing	\$119.00
8.702-813.0	15	Packing Adapter	\$20.20
8.702-814.0	16	24 mm Packing	\$176.00
8.702-817.0	19	20 mm HP Packing	\$90.50
8.702-818.0	19	New Style	\$94.00
8.702-820.0	20	20 mm, Intermed. Ring	\$47.30
8.702-821.0	21	20 mm Head Ring	\$20.30
8.702-823.0	23	Piston, Rod Oil Seal	\$39.60
8.702-824.0	24	Piston, Rod Oil Seal	\$45.50
8.702-826.0	27	20 mm, Packing Assy	\$57.50
8.702-829.0	28	20 mm, Packing Assy	\$65.50
8.702-830.0	S 29	22 mm, Packing Assy	\$83.00
8.702-834.0	37	Piston, Rod Oil Seal	\$56.00
8.702-836.0	38	36 mm Packing	\$200.00
8.702-847.0	58	K5 Maintenance	\$142.00
8.702-849.0	60	K5, Complete Rebuild	\$206.00
8.702-851.0	62	Valve	\$295.00
8.702-853.0	64	Packing w/ Intermed. Rings	\$200.00
8.702-854.0	65	30 mm, Head Ring	\$31.80
8.702-857.0	69	20 mm Packing with Restop	\$148.00
8.702-858.0	70	K7 Maintenance	\$192.00
8.702-859.0	71	Intermed Ring with Restop	\$146.00
8.702-860.0	72	Maintenance Kit	\$74.50
8.702-864.0	77	20 mm Packing with Restop	\$214.00
8.702-872.0	83	Oil Seal	\$40.40
8.702-873.0	84	Valve Cap	\$138.00
8.702-874.0	85	Complete Packing	\$39.60
8.702-875.0	86	Packing Retainer	\$55.50
8.702-877.0	88	Packing, EZ3040G	\$112.00
8.702-879.0	90	Head Ring	\$13.80

PART NO.	KIT.	DESCRIPTION	LIST PRICE
8.702-882.0	92	Piston Seal	\$96.00
8.702-886.0	96	Packing Assy	\$29.50
8.702-887.0	97	Packing	\$43.40
8.702-893.0	102	Unloader Maintenance	\$219.00
8.702-897.0	106	Valve Cap	\$299.00
8.702-898.0	107	Piston Bolt, Pump T9281	\$117.00
8.702-900.0	109	16 mm, Intermed Ring	\$218.00
8.702-901.0	110	16 mm, Intermed Ring	\$155.00
8.702-903.0	112	16 mm, Packing Assy	\$176.00
8.702-904.0	113	Packing Assy	\$265.00
8.702-908.0	118	Packing	\$31.40
8.702-909.0	119	Packing	\$29.90
8.702-912.0	122	Valves	\$719.00
8.702-913.0	S 123	Valve, EZ3040	\$113.00
8.702-914.0	124	Valve Cap and O-Ring for EZ Pump	\$168.00
8.702-917.0	127	Packing, EZ2542S	\$154.00
8.702-919.0	129	Head Ring, EZ Series	\$17.60
8.702-920.0	130	Packing Complete	\$93.50
8.702-921.0	131	EZ Pump	\$114.00
8.702-928.0	140	Packing Assy, T9111	\$52.50
8.702-929.0	141	Packing Assy	\$80.00
8.702-930.0	148	22 mm Packing	\$166.00
8.702-932.0	150	Valve, General T5050	\$485.00
8.702-933.0	151	Packing Retainer	\$192.00
8.702-934.0	153	Packing Kit	\$206.00
8.702-936.0	156	13 mm Packing	\$192.00
8.702-937.0	159	Oil Seal	\$43.60
8.702-938.0	160	Short Packing	\$206.00
8.702-939.0	161	Packings	\$202.00
9.841-673.0	163	Seal Retainer	\$86.00
9.841-638.0	165	Int Ring	\$96.50
8.702-942.0	166	Long Kit 1	\$128.00
8.702-943.0	167	Packing Assy	\$135.00
8.702-945.0	S 169	Valve Kit	\$341.00
8.702-946.0	170	LP Seal Kit and HP Seal	\$216.00
8.702-947.0	S 171	Packings	\$178.00
8.702-948.0	172	Low / High Packing	\$216.00
8.702-949.0	173	Packings, Kit 176 & Kit 180	\$176.00
8.702-950.0	174	Seal Kit	\$303.00
8.702-951.0	175	16MM Seal Kit	\$234.00
8.702-952.0	176	18 mm Packing	\$225.00
8.702-953.0	180	18 mm Packing	\$334.00
8.702-954.0	181	LP Seal Kit and HP Seal	\$244.00
8.702-955.0	182	Packings, Kit 196 & Kit 197	\$264.00



INTERPUMP / GENERAL PUMP KITS - GENUINE (CONTINUED)



PART NO.	KIT.	DESCRIPTION	LIST PRICE	PART NO.	KIT.	DESCRIPTION	LIST PRICE
8.702-956.0	196	15 mm HP Packing	\$122.00	8.702-961.0	220	Hot Seals & Valves	\$597.00
8.702-957.0	197	18 mm HP Packing	\$153.00	9.105-490.0	269	Kit 269	\$106.00
8.702-958.0	201	Valve kit	\$277.00	9.105-449.0	277	18 MM Packing	\$99.50
8.702-959.0	202	Packing Kit	\$653.00	9.105-450.0	271	Seals	\$39.40
8.723-512.0	212	Kit 212	\$905.00	8.756-374.0	290	20 mm Packing	\$119.00
8.702-962.0	226	15 mm Packing	\$107.00				

CERAMIC PLUNGERS



- Precision-ground, high-polish, solid ceramic plungers, designed for long life even under constant use.

PART NO.	GENERAL PUMP PART NO.	SIZE	LIST PRICE
8.703-185.0	51040109	18 mm	\$104.00
8.703-187.0	52040009	15 mm, EZ Series	\$96.00
8.703-190.0	47040409	20 mm	\$84.50
8.703-191.0	44040109	18 mm, EZ Series	\$101.00
8.703-192.0	47040509	22 mm	\$107.00
8.900-575.0	51040166	18 mm, TP Series	\$98.50
8.703-194.0	47040856	16 mm, 47 Series	\$176.00
8.703-195.0	50040409	20 mm, T Series 49	\$107.00
8.703-198.0	44040266	13 mm, EZ Series	\$141.00
8.703-200.0	76040209	45 mm	\$377.00
8.703-767.0	66040109	22 mm, TSF2221	\$195.00
8.703-768.0	66040409	24 mm	\$169.00
8.701-400.0	51040009	15 mm, T21	\$76.50
9.106-229.0	59040009	20 mm	\$117.00

AR TRIPLEX CERAMIC PLUNGER PUMPS



■ Direct Drive



8.702-498.0



8.702-513.0



8.702-550.0

PART NO.	MODEL NO.	GPM	PSI	RPM	SHAFT DIA	SHIP WT	LIST PRICE
GAS ENGINE FLANGED MODELS							
8.702-494.0	XTV3G22D-F7	3.0	2200	3400	3/4"	11 lbs.	\$788.00
8.702-498.0	XMV3G30D-F24	3.0	3000	3400	1"	19 lbs.	\$719.00
8.702-495.0	XMV3G25D-F25	3.0	2500	3400	3/4"	19 lbs.	\$777.00
8.702-542.0	XMV35G25D-F25	3.5	2500	3400	3/4"	19 lbs.	\$837.00
8.702-602.0	RKV4G37D-F24	4.0	3700	3400	1"	21 lbs.	\$1,365.00
8.702-582.0	RKV4G40HD-F24	4.0	4000	3400	1"	21 lbs.	\$1,230.00
9.108-219.0	RMV2.5G30	2.5	3000	3400	3.4"	7.5 lbs.	\$437.00
SOLID-SHAFT MODELS							
8.702-506.0	XTA3G22N	3.0	2200	1750	24 mm	11 lbs.	\$731.00
8.715-307.0	XMA3.5G25N	3.5	2500	1750	24 mm	18 lbs.	\$813.00
8.702-593.0	RKA4G30N	4.0	3000	1750	24 mm	19 lbs.	\$1,015.00
8.702-597.0	RKA4G40HN	4.0	4000	1750	24 mm	21 lbs.	\$1,040.00
ELECTRIC FLANGED MODELS							
8.702-550.0	XTV2G15EBA-F8	2.1	1500	3400	5/8"	10 lbs.	\$751.00
8.702-551.0	XTV3G16E-F8	3.0	1600	3400	5/8"	10 lbs.	\$866.00
8.702-500.0	XTV3G22E-F8	3.0	2200	3400	5/8"	11 lbs.	\$871.00
8.702-515.0	XTA3G22E-F8	3.0	2200	1750	5/8"	11 lbs.	\$976.00
8.702-514.0	XTA3G16EBA-F8	3.0	1600	1750	5/8"	10 lbs.	\$955.00
8.702-591.0	RKA4G20E-F17	4.0	2000	1750	1-1/8"	21 lbs.	\$1,085.00
8.702-592.0	RKA4G30E-F17	4.0	3000	1750	1-1/8"	21 lbs.	\$1,100.00

AR DIRECT DRIVE PUMPS



9.113-119.0



9.113-106.0



9.113-103.0

PART NO.	MODEL NO.	GPM	PSI	RPM	SHAFT DIA	SHIP WT	LIST PRICE
DIRECT DRIVE GAS PUMPS							
9.113-101.0	RCV3G27D-F7	3.0	2700	3400	3/4"	11 lbs.	\$713.00
9.113-102.0	RCVU3G27D-F7-EZ	3.0	2700	3400	3/4"	11 lbs.	\$827.00
9.113-116.0	RCV25G27D-F7	2.5	2700	3400	3/4"	11 lbs.	\$713.00
9.113-118.0	RCV35G25D-F8	5.0	2500	3400	5/8"	11 lbs.	\$713.00
9.113-119.0	RCV3G27D-VR54-PKG	3.0	2700	3400	1"	11 lbs.	\$893.00
9.113-121.0	RKV35G40HD-F24	3.5	4000	3400	1"	21 lbs.	\$1,020.00
9.113-122.0	RKV45G40HD-F24	4.5	4000	3400	1"	21 lbs.	\$1,145.00
9.113-123.0	RKV5G40HD-F24	5.0	4000	3400	1"	21 lbs.	\$1,145.00
DIRECT DRIVE ELECTRIC PUMPS							
9.113-106.0	RK1828HN	4.75	4000	1450	24 mm	20 lbs.	\$1,115.00
9.113-111.0	RCA2G22E-F8	2.0	2200	1750	5/8"	11 lbs.	\$713.00
9.113-112.0	RCA35G16E-F8	3.5	1600	1750	5/8"	11 lbs.	\$713.00
9.113-114.0	RCA3G25E-F8	3.0	2500	1750	24 mm	11 lbs.	\$713.00
9.113-117.0	RCV2G25E-F8	2.0	2500	3400	5/8"	11 lbs.	\$713.00
9.113-124.0	RRA35G30E-F17	3.5	3000	1750	1-1/8"	18 lbs.	\$913.00
9.113-125.0	RRA3G30E-F17	3.0	1700	1750	1-1/8"	18 lbs.	\$913.00
COMMERICAL PUMPS							
9.113-103.0	RG1528HN	4.0	4000	1450	24 mm	27.5 lbs.	\$1,025.00
9.113-104.0	RG2125HN	5.5	3650	1450	24 mm	27.5 lbs.	\$1,025.00
9.113-105.0	RK1528HN	4.0	4000	1450	24 mm	20 lbs.	\$1,065.00
9.113-107.0	RKA4G40HN-CR	4.0	4000	1750	24 mm	20 lbs.	\$1,560.00
9.113-108.0	RRA55G26E-F17	5.5	3000	1750	1-1/8"	18 lbs.	\$913.00
9.113-109.0	RRV4G40-VRT-PKG	4.0	3600	3400	1"	20 lbs.	\$1,005.00
9.113-110.0	XWL50.20NB	13.0	3000	1450	22 mm	34 lbs.	\$2,415.00
9.113-113.0	RCA35G25N	3.5	2500	1750	24 mm	10 lbs.	\$662.00
9.113-115.0	RCA3G25N	3.0	2500	1750	24 mm	10 lbs.	\$671.00
9.113-120.0	RKA35G40HN	3.5	4000	1750	24 mm	20 lbs.	\$1,065.00
9.113-126.0	RRA4G40N	4.0	4000	1750	24 mm	17 lbs.	\$913.00
9.113-127.0	RRA55G30N	5.5	3000	1750	24 mm	17 lbs.	\$831.00
9.113-129.0	RRV35G40HD-F24	3.5	4000	3400	1"	18 lbs.	\$801.00
9.113-130.0	RRV3G36D-F24	3.0	3600	3400	1"	18 lbs.	\$800.00
9.113-106.0	RK1828HN	4.75	4000	1450	24 mm	20 lbs.	\$1,115.00

AR PUMP REPAIR KIT SELECTION CHART

Use the following chart to find AR Repair Kits by pump model number. See next page for AR kit part numbers. We also stock a broad selection of non-kit AR repair parts.



PUMP MODEL	WATER SEALS	CHECK VALVES	OIL SEALS	PISTON KIT	PISTON GUIDE	SUPPORT RINGS	HOT KIT
XJV	AR002798	AR002869	AR002797	AR002596	AR1980180 ea	AR1980190 ea	-
XJW	AR002800	AR002869	AR002797	AR002596	AR1980180 ea	AR1980190 ea	-
XT-15MM	AR001866	AR001864	AR001872-N ver AR002725-H/D	AR002628	AR1260151 ea	AR1520120 ea	AR002815
XT-18MM	AR001874	AR001864	AR001872-N ver AR002726-H/D	AR002629	AR1260450 ea	AR1320340 ea	AR002816
XTA-15MM	AR001866	AR001864	AR001860-E ver	AR002628	AR1260151 ea	AR1520120 ea	AR002815
XTA-18MM	AR001874	AR001864	AR001860-E ver	AR002629	AR1260450 ea	AR1320340 ea	AR002816
XTV	AR002520	AR001864	AR001860-D, E ver AR001872-N ver	AR002628	AR1260151 ea	AR1520120 ea	AR002815
XM-15MM	AR002741	AR001864	AR002786-N ver AR1780100 ea R	AR002544	AR1780090 ea F	AR002740	AR002030-V
XM-18MM	AR002747	AR001864	AR002786-N ver AR1780120 ea R	AR002545	AR1780110 ea F	AR002745	AR002029-V
XMA-15MM	AR002741	AR001864	AR002786-N ver AR1780100 ea R	AR002544	AR1780090 ea F	AR002740	AR02776
XMA-18MM	AR002747	AR001864 AR002787-E ver	AR002786-N ver AR1780120 ea R	AR002545	AR1780110 ea F	AR002745	AR002777
XMV	AR002741	AR001864 AR002787-D ver	AR002786-N ver AR1780100 ea R	AR002544	AR1780090 ea F	AR002740	AR02817
XRC-18MM	AR001857	AR002864	AR001855-N ver	AR002546	AR13800900 ea	AR001829	AR002819
XRC-20MM	AR001887	AR002864	AR001855-N ver	AR002547	AR1380150 ea	AR001815	AR002820
XRCA-18MM	AR001857	AR002864	AR001855-N ver	AR002546	AR13800990 ea	AR001829	AR002819
XRCA-20MM	AR001887	AR002864	AR001855-N ver AR001856-E ver	AR002547	AR1380150 ea	AR001815	AR002820
XRCV	AR001857	AR001828	AR001856-D, E ver	AR002546	AR1380090 ea	AR001829	AR002819
RK-18MM	AR001857	AR002864	AR001855-N ver	AR002547	AR1380090 ea	AR001829	AR0042213
RK-20MM	AR001887	AR002864	AR001855-N ver	AR002546	AR1380150 ea	AR001815	AR002820
RKA-18MM	AR001857	AR002864	AR001855-N	AR002546	AR1380090 ea	AR001829	AR0042213
RKA-20MM	AR001887	AR002864	AR001855-N ver	AR002547	AR1380090 ea	AR001515	AR002820
RKV	AR001857	AR001828	AR001856	AR002546	AR1380150 ea	AR001829	AR0042213
XW-20MM	AR002782	AR002780	AR002781	AR002542	AR2784 ea	-	AR002778
XW-22MM	AR002783	AR002780	AR002781	AR002543	AR002785	-	AR002779
XWA-20MM	AR002782	AR002780	AR002781	AR002542	AR002784	-	AR002778
XWA-22MM	AR002783	AR002780	AR002781	AR002543	AR002785	-	AR002779
SXW-18MM	AR002874	AR002871	AR002873	AR002548	AR002875	-	-

AR PUMP KITS

Original factory-direct repair kits. See previous page for kit selection chart. Don't see what you're looking for? Give us a call. We stock a broad selection of AR replacement parts. AR piston kits contain all that you need to repair broken pistons, O-rings, washers, nuts, plungers...YOU GET IT ALL!



PART NO.	MODEL NO.	KIT DESCRIPTION	LIST PRICE
8.720-575.0	AR001815	Piston	\$15.00
8.720-581.0	AR001828	Valve	\$74.00
8.720-582.0	AR001829	Ring, Support, XRA / XRV*	\$20.20
8.720-583.0	AR001830	Repair, AR 2882, O-Rings Only	\$23.50
8.720-585.0	AR001842	Piston, XRA / XRV*	\$328.00
8.720-586.0	AR001843	Piston, XRA, XR	\$399.00
8.720-592.0	AR001855	Oil Seal, XRA*	\$87.50
8.720-593.0	AR001856	Oil Seal, XRV	\$92.00
8.720-594.0	AR001857	Packing, XRA / XRV*	\$173.00
8.720-596.0	AR001860	Seal, Oil, XTV*	\$62.00
8.720-597.0	AR001864	Valve Kit	\$63.50
8.720-599.0	AR001866	Water Seals	\$113.00
8.720-602.0	AR001872	Oil Seal	\$58.00
8.720-604.0	AR001874	Packing	\$121.00
8.720-606.0	AR001887	Water Seals	\$178.00
8.720-632.0	AR002544	Piston, XM*	\$221.00
8.720-633.0	AR002546	Piston XRCA / XRCV	\$275.00
8.720-644.0	AR002628	AR Piston #2628	\$208.00
8.720-651.0	AR002740	Support Ring, XM*	\$7.60
8.720-652.0	AR002741	Water Seal, XM*	\$117.00
8.720-655.0	AR002747	Packing, XMA* 18 mm	\$154.00
8.720-658.0	AR002776	Hot / Dry Cup	\$491.00
8.720-661.0	 AR002780	Valve, XWA8G30N-SX	\$173.00
8.720-662.0	AR002781	Seal, XWA8G30N-SX	\$94.00
8.720-663.0	AR002782	Piston Seal, XWA8G30N-SX	\$169.00
8.720-667.0	AR002786	Oil Seals, XMA35G25N	\$57.00
8.720-668.0	AR002787	Oil Seals	\$76.00
8.720-684.0	AR002864	Valve Kit, RK*	\$90.50
8.702-623.0	AR002278	Hot Pack Kit	\$1,115.00
9.105-742.0	AR42476	Water Seal Kit -RCV-RCVU	\$113.00

*Series

CAT TRIPLEX PUMPS



■ Direct Drive



8.702-444.0



8.702-381.0



8.702-464.0



9.113-051.0



9.113-054.0



9.113-046.0



9.109-786.0



8.702-436.0

PART NO.	MODEL NO.	GPM	PSI	RPM	SHAFT DIA	SHIP WT	LIST PRICE
SOLID SHAFT MODELS							
8.702-440.0	530	5.0	2500	1100	24 mm	26 lbs.	\$4,015.00
8.702-449.0	660	10.0	3000	1429	30 mm	44 lbs.	\$9,200.00
9.113-045.0	700	4.7	5000	1750	24 mm	29 lbs.	\$5,120.00
8.702-429.0	310	4.0	2200	950	20 mm	20 lbs.	\$2,555.00
8.702-381.0	310S	4.0	2200	950	20 mm	20 lbs.	\$3,455.00
8.702-464.0	5CP3120	4.5	3500	1750	20 mm	20 lbs.	\$2,375.00
9.113-051.0	5CP3120CSS	4.5	3500	1645	20 mm	20 lbs.	\$1,750.00
8.702-465.0	5CP5120	5.0	3000	1415	20 mm	20 lbs.	\$2,865.00
9.113-052.0	5CP5140CSS	5.5	3500	1500	20 mm	20 lbs.	\$2,340.00
DIRECT DRIVE ELECTRIC FLANGED MODELS							
9.113-048.0	4DX20ER	2.0	2000	3450	5/8"	11 lbs.	\$1,020.00
9.113-049.0	4DX27ER	2.7	2000	3450	5/8"	11 lbs.	\$1,020.00
9.113-053.0	5SP30ELU	3.0	3000	1750	1-1/8"	13.2 lbs.	\$1,250.00
9.113-054.0	5SP35ELU	3.5	2500	1750	1-1/8"	13.2 lbs.	\$1,175.00
9.113-055.0	5SP40ELU	4.0	2000	1750	1-1/8"	13.2 lbs.	\$1,190.00
DIRECT DRIVE GAS FLANGED MODELS							
9.113-046.0	4DNX25GSI	2.5	3000	3450	3/4"	11 lbs.	\$954.00
9.113-047.0	4DNX27GSI	2.7	3000	3450	3/4"	11 lbs.	\$1,065.00
9.113-050.0	4DX29GUIF	2.9	2600	3450	3/4"	14 lbs.	\$1,065.00
9.109-786.0	4SPX32G1I	3.2	3000	3450	1"	18 lbs.	\$1,860.00
9.113-057.0	67DX39G1I	3.9	4000	3450	1"	18 lbs.	\$1,220.00
8.702-436.0	66DX35G1I	3.5	4000	3400	1"	27 lbs.	\$3,045.00
8.702-435.0	66DX40G1I	4.0	4000	3400	1"	27 lbs.	\$1,760.00
9.113-056.0	66DX40GG1	4.0	4000	3400	1"	27 lbs.	\$1,380.00

COMET PUMPS AND PUMP KITS

For use in homeowner or light commercial-duty pressure washers.



- One-Piece Bronze Connection Rods
- Built-in Unloader
- Increased surface area for lower operating temperatures Ultra High-Pressure Head



PART NO.	MODEL NO.	GPM	PSI	RPM	SHAFT DIA	INLET/OUTLET	LIST PRICE
8.702-576.0	AXD 3020 G	2.75	2000	3400	3/4" Hollow	3/4" FGH/3/8" MPT	\$696.00
8.715-286.0	AXD 2427 G	2.5	2700	3400	3/4" Hollow	3/4" FGH/3/8" MPT	\$726.00

Comet kits and parts are available for any Comet model. Call with model number for quick and accurate service.

PART NO.	MODEL NO.	LIST PRICE
8.721-902.0	Piston, 15 mm, FWD	\$78.50
8.718-556.0	Seal Kit, LWD, HP	\$111.00
8.721-979.0	Packing Kit, FWS / FWD	\$215.00
8.721-985.0	Seal Kit Oil, LW Series, Hollow	\$82.50
8.721-986.0	Seal Kit, ZWD4030G	\$119.00
8.721-987.0	Seal Kit, Hollow Shaft Pumps	\$67.50
8.721-989.0	Seal Kit, AXD2020	\$148.00
8.721-988.0	Seal Kit, AXD3020	\$118.00
8.750-711.0	Seal Kit, BXD2020 E	\$103.00
8.721-996.0	Valve Kit ZWD / FWS / FWD / HW / FW / LW	\$117.00
8.721-997.0	Valve Kit, AXD 3020	\$80.00
8.725-562.0	Valve Kit, BXD 2020	\$183.00

COMET PUMPS & PUMP KITS- MC25-GR (WITH GEAR REDUCER)

Perfect for Soft Wash, Ag Spraying, Lawn Care, Nursery, Pest Control, Mold Removal & Insulation applications.



- Twin Diaphragm, Low Pressure
- DURApHragm Technology
- Features Anodized Aluminum body for corrosion resistance
- Buna Diaphragm/Seals
- 3/4" Hydraulic Drive
- Includes Adjustable Pressure Regulator, manual dump lever & rails

PART NO.	GPM	PSI	RPM	SHAFT DIA	INLET/OUTLET	BYPASS	LIST PRICE
9.113-711.0	6.1	362	650	3/4"	3/4" / 3/8"	1/2"	\$1,215.00

PISTON PUMPS - HYPRO



8.702-156.0

- Temperature Max: 140°F (except 5321)
- Temperature Max: 180°F (for 5321)
- Cast Iron Body
- Stainless-Steel Check Valves
- Complete with Base or Torque Arm
- Buna Cups
- 1/2 NPT Ports

PART NO.	HYPRO	GPM	PSI	RPM	LIST PRICE	
SOLID SHAFT						
8.702-158.0	5320	2.0	500	1750	\$878.00	
8.702-161.0	5321	2.2	1000	1750	\$883.00	
8.702-167.0	5330	3.0	500	1750	\$837.00	
HOLLOW SHAFT						
8.702-156.0	5315	1.5	500	1750	\$1,040.00	
8.702-152.0	Injector Head 5321 / 5324 Pump					\$243.00

PUMP PARTS AND TOOLS



For 5300 Series pumps.

- A necessity for working on 5300 Series pumps
- Rugged Construction



Valve Seat Tools



Piston Repair Kit



Valve Cage Tools

PART NO.	DESCRIPTION	LIST PRICE
8.722-629.0	Piston Repair Kit, Model 5320 Pump	\$55.50
8.722-641.0	Check Valve Kit, All 5300 Pumps	\$78.00
8.712-510.0	Valve Cage Tool	\$386.00
8.712-512.0	Valve Seat Tool	\$636.00

Note: Piston Repair Kits have Buna Seal

PUMP PACKING & SEAL KITS - GENERIC - A+



UPC, General Pump and Interpump replacement kits. Time-tested, quality parts meet or exceed factory specifications.



PART NO.	DESCRIPTION	LIST PRICE
8.900-438.0	Kit 1, Check Valve	\$65.00
8.900-440.0	Kit 2, Oil Seal	\$20.60
8.900-441.0	Kit 3, Crankshaft Oil Seal	\$44.80
8.900-442.0	Kit 8, New Style Packing Kit	\$117.00
8.900-443.0*	Kit 8, V-Packing	\$82.00
8.900-444.0*	Kit 9, Intermed Packing	\$31.60
8.900-447.0*	Kit 12, V-Packing	\$123.00
8.900-463.0	Kit 23, Crankcase Oil Seal	\$55.50
8.900-464.0	Kit 24, Crankcase Oil Seal	\$15.00
8.900-466.0*	Kit 27, Plunger Repair	\$59.00
8.900-468.0*	Kit 28, Plunger Repair	\$43.20
8.900-471.0*	Kit 29, Plunger Repair	\$54.00
8.900-485.0	Kit 83, Oil Seal	\$29.80
8.900-492.0	Kit 97, Packing	\$43.00

*These are old style kits to replace components in Interpump / General pumps with two brown Buna-V packings (pumps built before the change was made to restop ring and black low-pressure seals).

JETTER PULSE VALVES



- Replaces valve cap to create pulsation action, to move nozzle in pipe cleaning applications.

PART NO.	DESCRIPTION	LIST PRICE
8.755-228.0	For Legacy GB / GF / GP Series	\$180.00
8.755-229.0	For Legacy GM Series / GS Series	\$167.00
8.755-230.0	For Legacy GT Series	\$166.00
8.755-231.0	For Legacy GX Series, 4350 PSI	\$190.00
8.712-249.0	For GP 47 Series Pump	\$163.00
8.712-250.0	For GP TT Pumps	\$169.00

ACCUMULATOR - PULSE DAMPENER

Pulse dampener.



- Precharge Pressure PSI: 580
- Temperature Max: 180°F

PART NO.	PSI	CAPACITY	INLET	LIST PRICE
8.711-145.0	3100	21.4 CU"	1/2" F	\$131.00
8.711-146.0	3100	6.1 CU"	3/8" F	\$252.00
8.711-147.0	4400	2.5 CU"	3/8" F	\$245.00

INTERPUMP / GENERAL PUMP - V-PACKING INSERTION TOOL KIT



- Contains inserting tools for installing 20 mm, 22 mm and 24 mm V-packings in the packing gland
- Prevents damage to sealing surfaces

PART NO.	DESCRIPTION	LIST PRICE
8.712-519.0	V-Packing Kit	\$54.00
9.109-643.0	V-Packing Kit, 15mm and 18mm, 63 Series	\$94.50

PUMP TOOLS - EXTRACTOR PLIERS & DENTAL PICK



- Indispensable for Pump Repair
- Excellent for removing O-rings, seals, and more
- 6" Long Dental Pick
- Stainless-Steel
- Knurled Handle
- Double-End

PART NO.	DESCRIPTION	LIST PRICE
8.707-467.0	Dental Pick	\$14.20
9.802-568.0	Pliers, Seal Extractor	\$59.50

PUMP PACKING EXTRACTOR HAMMER & SOCKETS

Virtually unbreakable sockets will pull packings from Interpump, General and other brand pumps.

Easy to use: Slide-Hammer (shown below) attaches to slotted socket - which expands inside the packing gland. The slide hammer then pops the packing gland brass out of the head to facilitate easy seal repairs without damage to brass support rings.



PART NO.	DESCRIPTION	LIST PRICE
SLIDE HAMMER		
8.712-513.0	Hammer Only	\$215.00
SOCKETS FOR REGULAR SLIDE HAMMER		
8.712-516.0	18 mm Socket	\$137.00
8.712-515.0	15 mm Socket	\$137.00
8.712-517.0	20 mm Socket	\$138.00
8.712-518.0	22 mm Socket	\$140.00
8.712-520.0	25 mm Socket	\$138.00
LARGE SLIDE HAMMER		
8.712-521.0	Large Slide Hammer	\$160.00
SOCKETS FOR LARGE SLIDE HAMMER		
8.712-523.0	30 mm Socket	\$237.00
8.712-524.0	38 mm Socket	\$293.00
8.712-525.0	45 mm Socket	\$557.00

INTERPUMP PACKING / EXTRACTION TOOL



Expansion tool inserts into packing gland to remote lodged packing components



PART NO.	DESCRIPTION	LIST PRICE
8.712-522.0	Extractor Only	\$516.00
EXPANSION SOCKETS FOR EXTRACTOR ABOVE		
8.712-526.0	15 mm, Ref Kit 86 and 97	\$397.00
8.712-528.0	20 mm, Ref Kit 8 and 19	\$314.00
8.712-530.0	24 mm, Ref Kit 16	\$261.00

Note: 15 mm Expansion Sockets also Fit Admiral Pump W-Series Pumps.

PUMP OIL



- Quality mineral base lubricating oil ideal for use in high pressure piston precision plunger pumps.
- Blended with wear, rust and foam inhibitors.
- Available in 10W30 & 10W40

PART NO.	DESCRIPTION	LIST PRICE
8.923-425.0	S Pump Oil 10W40, Quart	\$13.90
8.901-077.0	S Pump Oil 10W30, Quart	\$14.20
8.901-080.0	S Pump Oil 10W30, Case (12 Quarts)	\$155.00

GEAR BOX LUBE



- A premium-quality lubricating oil fortified with additives to reduce friction, foaming and corrosion.
- Ideal for use in heavy industrial applications requiring hydraulic based lubricant.

PART NO.	DESCRIPTION	LIST PRICE
8.756-854.0	Pump Lube, Quart	\$24.60
9.808-016.0	Case Lot, Qty 12	\$170.00

PUMP LUBE



- A multi-viscosity SAE 80W 90 lubricant with anti-friction, anti-foaming and corrosion-inhibitor additives.
- Use in Admiral Geared Speed Reducers and Interpump / General RS99, RS151, PTO and other high-speed gear boxes.

PART NO.	DESCRIPTION	LIST PRICE
8.756-728.0	Gear Lube, 2-1/2 Gallons	\$182.00

GP PUMP PACKING / EXTRACTION KIT - COMPLETE



- 13 mm - 24 mm in a Carrying Case
- Slide Hammer
- 13 mm, 15 mm, 18 mm, 20 mm, 22 mm and 24 mm Sockets
- Fits General Pumps

PART NO.	DESCRIPTION	LIST PRICE
8.723-619.0	Puller & Packaging Kit	\$226.00

GEAR REDUCTION



Fits Legacy, Admiral, Bertolini, GP, Interpump, Comet, Udor & Hawk. Please be sure to check with your representative to ensure the proper gearbox for your pump.



- Engine-to-Pump Drive Units
- 2.18 to 1 Reduction Ratio (3,675 Eng. RPM = 1,750 Pump RPM)
- Engine Shaft Size = .0984", 1", 1-1/8" & 3/4"
- 18-24HP Range, Input Shaft = 1", Output Shaft = 24mm, 87mm Flg. Mout.

PART NO.	DESCRIPTION	LIST PRICE
8.710-332.0	24 mm Pump x 1-1/8" Engine	\$669.00
8.710-333.0	30 mm Pump x 1" Engine	\$741.00
8.715-344.0	25 mm Pump x 1" Engine, B18	\$952.00
8.715-342.0	24 mm Pump x 1" Engine, B18	\$368.00
8.749-925.0	24 mm Pump x 0.984" / 25 mm Engine, B18	\$521.00
8.749-922.0	24 mm Pump x 3/4" Engine, B5	\$441.00
8.754-767.0	25 mm Pump x 1-1/8" Engine, B24	\$639.00
8.710-334.0	30 mm Pump x 1-1/8" Engine	\$646.00
8.710-336.0	24 mm Pump x 1-1/8" Engine	\$638.00
9.115-049.0	YGR1000P 18-24HP	\$532.00

ANTI-SEIZE COMPOUND

Recommended for all metal-to-metal, power-drive assemblies. Facilitates removal after use.



- Copper-Graphite or Nickel
- Copper-graphite high-torque for high temperature to 1800°F
- Nickel continues to work up to 2400°F
- Stops rust, galling and seizure on pulley / shaft or gear / shaft interfaces

PART NO.	DESCRIPTION	LIST PRICE
8.704-638.0	Blister Pack, 1 application, Copper - Graphite	\$3.45
8.704-641.0	8 oz. Brush Top Can - Nickel	\$76.50

GEARED REDUCTION UNITS - INTERPUMP / GENERAL PUMP



For use with 1450 RPM Interpump, General Pumps & Admiral A-W99.

- Eliminates Belts, Pulleys and Belt Guards
- Engine-to-Pump Drive Units
- Improve Efficiency



RS99:

2.4:1 Gear Reduction (3480 Engine RPM = 1450 RPM Pump) for 3-5 HP Briggs, Honda-Tecumseh-Kohler with 3/4" Shaft.



RS151:

2.2:1 Gear Reduction (3190 Engine RPM = 1450 RPM Pump) for 7-18 HP Briggs, Honda Engines with 1" or 1-1/8" Shaft (must specify). Use with the appropriate size: "WS" Series Interpump, "TS" Series General Pump.

PART NO.	ENGINE SHAFT	LIST PRICE
RS-99		
8.710-321.0	3/4"	\$597.00
RS-151		
8.710-322.0	1"	\$821.00

PTO GEARED MULTIPLIER



- 1 to 1.9 Speed Multiplier
- 1-3/8" Splined Shaft (Same shaft as standard tractor PTO)
- 540 RPM PTO speed multiplied to 1,026 RPM at pump shaft
- For Pumps with a 24 mm Shaft

PART NO.	DESCRIPTION	LIST PRICE
8.710-319.0	Gear Multiplier	\$417.00

PUMPTech PUMP

The PumpTech Pump is a twin plunger design originally used on the Hotsy model Sport 500.



- PSI Max: 1000
- GPM Max: 2.0

PART NO.	DESCRIPTION	LIST PRICE
8.715-240.0	Pump-Sport 500	\$616.00
8.707-369.0	Bearing/Cam Assembly	\$56.00
8.707-370.0	Seal Kit with Plunger	\$215.00
8.700-187.0	Check Valve Kit	\$77.00

FLANGES - LEGACY



- Direct attachment of Legacy Pumps to NEMA Standard C-Face Motors.

PART NO.	NEMA FRAME	PUMP SERIES	LIST PRICE
8.754-098.0	184 TC / 215 TC	GM	\$66.50
8.754-099.0	184 TC / 215 TC	GT-GX	\$65.50

FLEX COUPLERS - LEGACY



- Pump shaft couplers.
- Direct-drive self-adjusting resilient coupling Legacy pumps to NEMA Standard Motor Shafts.

PART NO.	MOTOR DRIVE COUPLING	PUMP SERIES	LIST PRICE
8.754-100.0	1-1/8" x 24 mm	GM	\$61.00
8.754-101.0	1-3/8" x 24 mm	GM	\$62.00
8.754-103.0	1-3/8" x 25 mm	GT-GX	\$57.00

FLANGES - INTERPUMP / GENERAL PUMP



- Direct attachment of Interpump / General Pumps to NEMA Standard C-Face Motors.

PART NO.	NEMA FRAME	PUMP FRAME SIZE	LIST PRICE
8.709-613.0	56 / 145TC	56 / 145TC	\$63.00
8.709-615.0	184TC*	184TC*	\$202.00
8.709-616.0	215TC**	215TC**	\$237.00

*W995 / GD **W913 / GM

FLEX COUPLERS - INTERPUMP / GENERAL PUMP



- 24 mm pump shaft couplers. Direct-drive flex coupling 24 mm Interpump / General and Admiral XLS Series pumps to NEMA Standard Motor Shafts.

PART NO.	NEMA FRAME	DRIVE SHAFT	LIST PRICE
2-PIECE COUPLER			
8.709-617.0	56 A	5/8"	\$76.50
8.709-619.0	145T	7/8"	\$53.00
8.709-621.0	184 T	1-1/8"	\$72.00
8.709-624.0	215 T	1-3/8"	\$215.00
8.709-869.0	Gas (Aluminum)	1"	\$58.00
8.701-262.0	Rubber Bumper - Replacement		\$5.10

PUMP TECHNICAL INFORMATION

Correct pump installation is essential for optimum performance. It is recommended that the pump flow capacity be oversized for the actual flow required. For optimum running of the system, the water circulated through the regulating valve should not exceed 10-15% of the pump flow. Recirculating too much water can generate heat in the supply tank increasing the cavitation risk.

FREQUENTLY ASKED QUESTIONS

How much should you reduce the pump RPM to achieve a lower flow capacity?

$$\text{Required RPM} = \text{Expected Capacity} \times \frac{\text{Max RPM Allowed}}{\text{Max Allowed Capacity}}$$

What diameter of pulley must I use to achieve the correct pump RPM?

$$\frac{\text{External Diameter of the Engine}}{\text{Motor Pulley}} = \text{External Diameter of the Pump Pulley} \times \frac{\text{Pump RPM}}{\text{Engine / Motor RPM}}$$

What if I cannot change the engine / motor pulley?

$$\text{External Diameter of the Pump Pulley} = \frac{\text{External Diameter of the Engine}}{\text{Motor Pulley}} \times \frac{\text{Engine / Motor RPM}}{\text{Pump RPM}}$$

If the engine / motor is running at a lower RPM than the maximum pump RPM allowed, what will be the pump flow capacity?

$$\text{Attainable Maximum Capacity} = \text{Engine / Motor RPM} \times \frac{\text{Max Capacity Indicated on Label}}{\text{Max RPM Indicated on Label}}$$

What is the approximate power required to achieve the maximum performances allowed?

$$\text{Required Electric Motor HP} = \frac{\text{PSI} \times \text{GPM}}{1460} = \text{Electric Motor HP}$$

$$\text{Required Gas Engine HP} = \frac{\text{PSI} \times \text{GPM}}{1460} \times 1.30 = \text{Gas Motor HP}$$

CONDITIONS TO PREVENT PUMP CAVITATION

Minimum difference in height HZ (Pos / Neg) between pump and water level.

The minimum inlet pressure value of the pump is limited by the cavitation phenomenon. Cavitation is the forming of vapor bubbles when the local pressure is below the vapor pressure of the liquid. Bubbles flow together with the liquid and when they reach a higher pressure area, they collide, generating abnormal stresses that are extremely dangerous to the pump components. To avoid the risk of cavitation, it is necessary that the pump installation is correct.



YAMADA PUMPS



Air-powered double diaphragm pump, "Reliable Performance Since 1905". The answer to difficult product transfer problems. Air-drive allows freedom from electrical hazards or explosion-proof motor requirements. Choose from various wetted-parts materials to customize the pump to the chemical being pumped. Yamada's smaller pumps are often used for pumping car wash chemical for 'low-pressure' functions. The 1/2" pump is also ideal for rapidly pumping oil, soap, etc., from 55 gallon barrels. Larger pumps are used for high-volume product transfer. Since all pumps are designed without rotating parts, they can also handle abrasive liquids such as ceramic slip, sand slurry or enamel frit without damage. Have a unique challenge? Call us for help!



8.702-180.0

8.702-183.0

- PSI: 100
- Temperature: 180°F
- Environmentally-Friendly Non-Lube Air Valve
- Automatic Start/Stop
- Non-Stalling Air Valve - Positive Switching Every Stroke and Won't Ice Up
- Outside Accessible Air Valve: Easy Inspection & Maintenance
- Bolted Flange Connections: Leak-free & Easy Maintenance
- Built-in Abrasion and Chemical-Resistance
- Virgin Diaphragm Material Lasts Twice as Long as Other Pumps
- With 20-100 PSI Drive Air:
 - 1/4" Model Delivers 3.4 GPM
 - 1/2" Model Delivers 15 GPM
 - 3/4" Model Delivers 19.5-27.3 GPM
 - 1" Model Delivers 35.7-48.3 GPM
- Infinitely Variable Flow Control Regulated by Opening or Closing Discharge Side Valve and/or Fluctuating Air Supply

PART NO.	INTAKE AND DISCHARGE	AIR INLET W/BALL VALVE	AIR EXHAUST W/B-I MUFFLED	PUMP BODY	DIAPHRAGM MATERIAL	MAX FLOW @ 100 PSI	MAX SOLID	LIST PRICE
8.702-180.0	1/4" FPT	1/4" FPT	3/8" FPT	Poly	Teflon®	3.4 GPM	N/A	\$820.00
8.702-201.0	3/8" FPT	1/4" FPT	3/8" FPT	Poly	Santoprene®	6 GPM	1/32"	\$1,030.00
8.702-182.0	1/2" FPT	1/4" FPT	3/8" FPT	Poly	Hytrel®	15 GPM	1/32"	\$1,050.00
8.702-183.0	1/2" FPT	1/4" FPT	3/8" FPT	Poly	Santoprene®	15 GPM	1/32"	\$1,040.00
8.702-184.0	1/2" FPT	1/4" FPT	3/8" FPT	Poly	Teflon®	15 GPM	1/32"	\$1,130.00
8.702-190.0	3/4" FPT	1/4" FPT	3/4" FPT	Poly	Teflon®	27.3 GPM	1/16"	\$2,255.00
8.702-192.0	1" FPT	3/8" FPT*	3/4" FPT	Poly	Neoprene	48.3 GPM	3/16"	\$2,670.00
8.702-193.0	1" FPT	3/8" FPT*	3/4" FPT	Poly	Hytrel®	48.3 GPM	3/16"	\$2,555.00
8.702-194.0	1" FPT	3/8" FPT*	3/4" FPT	Poly	Teflon®	48.3 GPM	3/16"	\$2,805.00
8.702-202.0	1-1/2" FPT	1/2" FPT*	3/4" FPT	Alum	Buna-N	116 GPM	9/32"	\$2,850.00

*With air-cock instead of ball valve

YAMADA PUMPS DIAPHRAGM KITS



To minimize downtime, Yamada pumps are designed for quick, trouble-free maintenance. Pump diaphragms, balls and seats can be replaced in 20 minutes or less and with little chance of leaks commonly associated with other diaphragm pumps.

- Kits include everything required for routine maintenance



PART NO.	MATERIAL	PUMP SIZE	YAMADA PUMP NO.	LIST PRICE
8.703-277.0	Teflon®	1/4"	100381	\$200.00
8.703-278.0	Hytrel®	1/2"	100383	\$315.00
8.703-279.0	Santoprene	1/2"	100384	\$222.00
8.703-281.0	Teflon®	1/2"	100385	\$340.00
8.703-283.0	Buna	3/4"	100392	\$271.00
8.932-947.0	Teflon®	3/4"	100394	\$818.00
8.703-285.0	Hytrel®	1"	100397	\$406.00
8.703-286.0	Teflon®	1"	100398	\$1,155.00
8.703-320.0	Buna	1-1/2"	100415	\$524.00

Note: Individual Components (O-rings or Diaphragms Only, For Example) Also Available. Call For Pricing and Delivery.

UNLOADER VALVES - UU1 UNIVERSAL

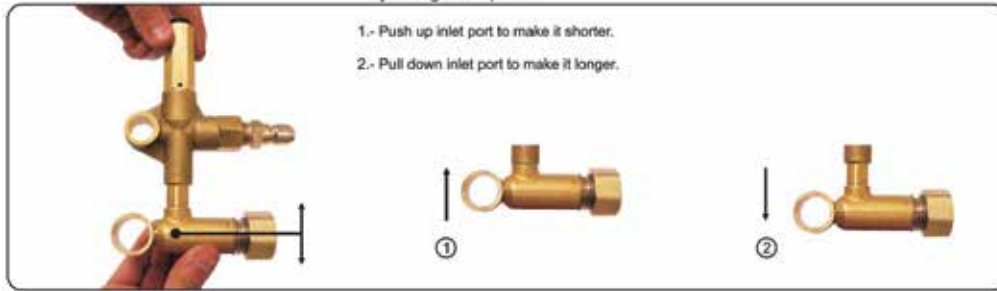
The Legacy Universal Unloader is unique in that it allows for height or width adjustments making it ideal for any pump.



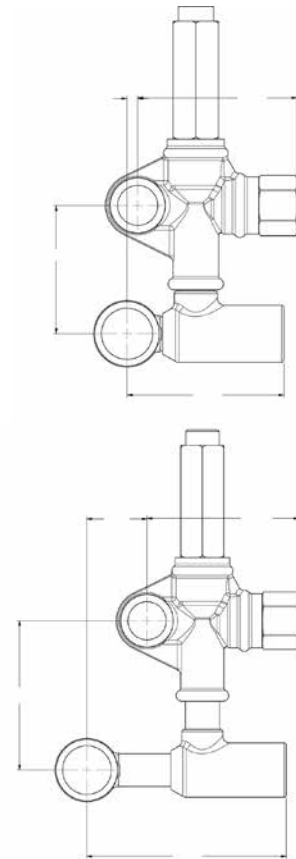

- PSI: 3500
- GPM: 6.0
- Temperature: 195°F
- Forged-Brass Body
- 1/2" NPT Inlet
- 3/8" NPT Outlet
- Stainless-Steel and low friction, wear-resistant plunger
- Weight: 16.1 oz.
- Patent US 8,313,311 B2'

PART NO.	DESCRIPTION	LIST PRICE
9.175-018.0	Legacy Universal Unloader (UU1)	\$172.00
Note: Legacy Universal Unloader (UU1) will not fit Legacy Pump GF 3530F		

Adjusting inlet port



Adjusting horizontal sliding connector



UNLOADER VALVES - VBT SERIES

A trapped pressure direct mount unloader valve.



- GPM: 6.6
- Temperature: 195°F
- Weight: 1.95 oz.
- Brass, Stainless, Buna-N

PART NO.	DESCRIPTION	CONNECTION	PSI	FITS PUMP	LIST PRICE
8.754-703.0	Universal, VBT Direct Mount	3/8" FPT Inlet x 3/8" MPT Outlet	1500	FOG	\$119.00
8.754-696.0	Universal, VBT Direct Mount	1/2" FPT Inlet x 3/8" MPT Outlet	3000	LB, LP, LF	\$118.00
8.754-700.0	Universal, VBT Direct Mount	1/2" FPT Inlet x 3/8" MPT Outlet	4000	LB, LP, LF	\$104.00
8.754-701.0	Universal, VBT Direct Mount	1/2" FPT Inlet x 3/8" MPT Outlet	4000	LB, LP, LF	\$119.00
8.754-702.0	Universal, VBT Direct Mount	1/2" FPT Inlet x 3/8" MPT Outlet	4000	LM, LS	\$185.00

UNLOADER VALVES - APR SERIES

Integral Automatic Pressure Regulator for Admiral Pumps: WE - WG - WEL - XLS - XLE - XLG bolt on for Admiral and Legacy pumps. Trapped-pressure regulator specifically designed for use on the Admiral plunger pumps. Integral inlet, bypass and outlet eliminate the need for bypass hose.



- PSI: 3200
- GPM: 6.0
- Temperature: 195°F
- Forged-Brass Body
- 3/8" MPT Outlet
- Stainless-Steel Plunger and Seat Valve
- Weight: 29 oz.

8.703-401.0

PART NO.	DESCRIPTION	INLET	LIST PRICE
8.703-401.0	APR.I 25-Brass / Black	3/8"	\$150.00
9.802-365.0	APR.I 30-Brass / Black	1/2"	\$152.00
8.900-760.0	Seal Repair Kit	3/8"	\$11.30

UNLOADER VALVES - VR54/56

Basic valves, premium performance.



- Temperature: 194°F
- Forged-Brass Body
- Stainless-Steel Seat and Piston
- 3/8" MPT Inlet, Outlet & 3/8 FPT Bypass

VR54 Black Regulator / Unloader

- PSI: 2030
- Max PSI: 2175 PSI
- GPM: 8.0
- Weight: 15 oz.

VR54 Red Regulator / Unloader

- PSI: 2610
- Max PSI: 2900 PSI
- GPM: 8.0
- Weight: 13.7 oz.

VR56 Regulator / Unloader

- PSI: 3625
- Max PSI: 3400 PSI
- GPM: 8.0
- Weight: 15 oz.

Repair Kits

- For Use with VR54/VR56 Regulator/Unloaders

PART NO.	DESCRIPTION	LIST PRICE
8.753-028.0	VR54 Black with Knob	\$79.50
8.753-029.0	VR54 Red with Knob	\$84.50
8.753-017.0	VR56 with Knob	\$107.00

UNLOADER VALVES - VR53



- PSI: 3630
- GPM: 8.0
- Temperature: 194°F
- 3/8" FPT Inlet and Outlet, 1/4" FPT Bypass
- Adjustable Pressure Setting Nut
- Heavy-Duty Forged-Brass Body
- Stainless-Steel Ball and Valve Seat
- High-Temperature Viton Seals
- Adjustable Upper-Pressure Limit Lock

PART NO.	DESCRIPTION	PSI	GPM	LIST PRICE
8.753-027.0	VR53 without Knob	3630	8	\$96.00
8.753-026.0	VR53 with Knob	3630	8	\$113.00

UNLOADER VALVES - VR56/ VBA35 SERIES



Commonly used on Legacy HD Pumps.




VBA35

- PSI: 3500
- GPM: 6.6

VB56

- PSI: 3650
- GPM: 8.0

PART NO.	DESCRIPTION	PSI	GPM	LIST PRICE
VBA35 FOR LEGACY HD MODELS				
9.803-899.0	GG, GD, GE	3500	6.6	\$152.00
9.803-900.0	 GM, GS	4000	6.6	\$178.00

UNLOADER VALVES - VB3

Commonly used on Legacy HD Pumps.



VB3

- PSI: 3200
- GPM: 6.5
- 3/8" NPT Inlet and Outlet and Bypass

PART NO.	DESCRIPTION	PSI	GPM	LIST PRICE
VBA35 FOR LEGACY HD MODELS				
8.725-384.0	VB3 3/8" NPT	3200	6.5	\$85.00

UNLOADER VALVES - VRT3 SERIES



Basic valves, premium performance.



- GPM: 8.0
- Temperature: 200°F
- Forged-Brass Body
- Stainless Internals
- 3/8" Inlet, Outlet, Bypass
- EZ Start models do not have dual inlets

PART NO.	DESCRIPTION	PSI	GPM	LIST PRICE
8.750-297.0	Yellow Spring	2320	8.0	\$96.50
8.750-298.0	Blue Spring	3630	8.0	\$96.50
8.750-299.0	Black Spring	4500	8.0	\$96.00
8.750-300.0	Black with EZ Start	4500	8.0	\$95.50
8.750-955.0	Black with Switch	4500	8.0	\$104.00
8.750-956.0	Black with Knob Switch	4500	8.0	\$105.00
8.750-821.0	Blue Spring w/o Knob	3630	8.0	\$108.00

REPAIR KITS

8.750-709.0	Kit for Blue & Yellow Spring Unloaders	2320 / 3630	8.0	\$15.70
8.750-710.0	Kit for Black Spring Unloaders	4500	8.0	\$15.80
9.802-694.0	Old Style VRT3 Kit-605,606,607	Up to 4500	8.0	\$57.00

UNLOADER VALVES - VRT100 HIGH-VOLUME SERIES



- GPM: 26.4
- Temperature: 194°F
- 1/2" FPT, Inlet, Outlet & Bypass
- Stainless Internals
- Forged-Brass Body

PART NO.	DESCRIPTION	PSI	GPM	LIST PRICE
8.753-726.0	Blue with Knob	Up to 5075	26.4	\$234.00
8.753-443.0	Yellow without Knob	Up to 2760	26.4	\$254.00
8.753-444.0	Blue without Knob	Up to 5075	26.4	\$234.00
8.753-727.0	Blue with Microswitch 120 / 240 VAC - without Knob	Up to 5075	26.4	\$281.00
8.753-728.0	VRT100 Repair Kit	Up to 5075	26.4	\$55.50

UNLOADER VALVES - PULSAR RV SERIES



- GPM: 8.0
- Temperature: 195°F
- Pulsar RV Blue Rated 4050 PSI, Max PSI: 4500
- Pulsar RV White Rated 2300 PSI, Max PSI: 2600
- All Stainless-Steel Valves
- Pressure Actuated
- Forged Body
- 3/8" FPT Inlet, Outlet
- Two 3/8" FPT Bypass Ports

PART NO.	DESCRIPTION	GPM	LIST PRICE
8.754-867.0	Pulsar RV, White, with Knob	8.0	\$93.50
8.754-870.0	Repair Kit- Pulsar RV	8.0	\$14.90
8.754-866.0	Pulsar RV, Blue, without Knob	8.0	\$89.00
8.754-868.0	Pulsar RV, Blue, with Knob	8.0	\$93.00
8.754-869.0	Pulsar RV, Blue, with Knob & Switch	8.0	\$122.00
8.759-000.0	Unloader Valve with Switch	10.5	\$229.00

UNLOADER VALVES - PULSAR RZ - FLOW SENSITIVE



- PSI Max: 4050
- Temperature: 140°F
- Weight: 3.8 lbs.
- 1/2" FPT Inlet, Outlet
- 1/2" FPT Bypass Ports

PART NO.	DESCRIPTION	PSI	LIST PRICE
9.117-544.0	Flow Sensitive 5.3-21GPM Max 4	4050	\$527.00

UNLOADER VALVES - VB7 SERIES



Fits GP/Interpump 63 Series, CAT 4SF pumps as well as many other pumps requiring up to 8 GPM - 3650 PSI max pressure.



- PSI Max: 3650
- Temperature: 195°F
- Weight: 19.7 oz.

PART NO.	DESCRIPTION	PSI	LIST PRICE
8.712-741.0	without Knob, 3/8 MPT Inlet, 3/8 FPT Outlet & Bypass	3650	\$116.00
8.904-580.0	w/ Knob, 2.1 Fixed Inj., 3/8 MPT Inlet & Outlet	3650	\$132.00
8.704-488.0	Repair Kit		\$108.00
8.712-735.0	Knob Only		\$5.90



UNLOADER VALVES - VB8 SERIES



- Trapped Pressure
- 8 GPM
- 3200 MIN-3650 PSI Max
- Temp- 195 Deg

PART NO.	DESCRIPTION	LIST PRICE
8.802-362.0	w/ Knob & Switch, 5 Amp Microswitch, 3/8" MPT Inlet, 3/8" FPT Outlet & Bypass	\$191.00
8.757-462.0	w/o Knob, 3/8" MPT Inlet, 3/8" FPT Outlet	\$168.00

UNLOADER VALVES - VB130/135 SERIES



Trapped Pressure Unloader for the 51 & 60 Series pumps. Fits CAT 2SF pumps as well as others.



- PSI Max: 2600
- Temperature: 195°F
- 3/8" MPT Inlet and Outlet
- 3/8" FPT Bypass
- Stainless-Steel Plunger
- Stainless-Steel Valve Seat
- Weight: 14.7 oz.

PART NO.	DESCRIPTION	TEMP	LIST PRICE
8.712-739.0	VB 130 Without Knob	195°F	\$83.50
8.904-579.0	VB-135- with Knob, Banjo Connection, Hollow Screw Fitting	195°F	\$97.00
9.802-006.0	Repair Kit	195°F	\$128.00
8.712-735.0	Knob Only	195°F	\$5.90

UNLOADER VALVES - VB85 / 280 SERIES



Fits CAT 2SF pumps and other pumps. This pressure sensitive regulating unloader is designed for single or multiple pumps, weep or multi-nozzle systems.



- GPM: 21
- Temperature: 200°F
- Pressure Actuated
- Forged-Brass Body
- Stainless-Steel Plunger and Seat
- 1/2" FPT Inlet, Outlet, Bypass
- Weight: 45 oz.

PART NO.	DESCRIPTION	PSI	GPM	MAX PSI	LIST PRICE
8.751-964.0	VB85/ YUB21405, Blue Spring	4050	21	4500	\$243.00
8.751-963.0	VB85/ YUW21235, White Spring	2300	21	2600	\$213.00

UNLOADER VALVES - VB80 / 400 STAINLESS-STEEL



- Rated PSI: 5800, Max PSI: 6500
- GPM: 21.0
- Forged Stainless-Steel Body
- All Stainless-steel Valve Parts
- Viton Seals
- 1/2" FPT Inlet, Outlet, Bypass

PART NO.	DESCRIPTION	GPM	TEMP	LIST PRICE
8.712-656.0	VB 80/400 - YU2158	21	195°F	\$1,090.00
9.802-007.0	Repair Kit	21	195°F	\$43.10

UNLOADER VALVES - VB200 HIGH-VOLUME SERIES

Fits CAT 2SF pumps and other pumps.



- PSI: 2175
- GPM: 52.5
- Temperature: 194°F
- Steel and Brass Body
- Large Plastic Knob (Removable)
- Lock Nut on Pressure Adjustment
- 1" FPT Inlet, Outlet, Bypass
- Two 5/16" - 18 Bolt Mounting Ports
- Hexagonal shaped check valve to avoid jamming
- Weight: 73.5 oz.

PART NO.	DESCRIPTION	PSI	GPM	LIST PRICE
8.712-754.0	VB 200 without Knob	2200	52.5	\$734.00
8.712-755.0	VB 200 with Knob	2200	52.5	\$759.00
9.117-632.0	VB200 Viton Oring without Knob			\$540.00
8.704-583.0	Repair Kit	2200	52.5	\$133.00

UNLOADER VALVES - VB350 / VB7 SERIES

Bigger. Stronger. Faster - 5650 PSI.



- Rated PSI: 5075
- GPM: 10.0
- Temperature Max: 195°F
- Forged-Bronze Body
- Stainless-Steel Plunger and Valve Seat
- 3/8" FPT Outlet
- 1/2" F Bypass
- 3/8" MPT Inlet, 1/4" Gauge Port
- Weight: 31 oz.

PART NO.	DESCRIPTION	TEMP	LIST PRICE
9.802-360.0	Unloader, Red Knob (YU5075K)	195°F	\$239.00
9.800-106.0	Repair Kit, Red Knob	195°F	\$66.00
8.704-499.0	Repair Kit, Old VB 350	195°F	\$45.00



UNLOADER VALVES - VB75 / VB135 SERIES



- VB75**
- VB75
- Rated PSI- 3200, Max PSI 3650
- Temperature: 195°F
- 1/2" FPT Inlet, 1/4" FPT Gauge
- 3/8" FPT Inlet, 3/8" MPT Outlet
- 6.5 GPM
- Stainless Internals
- Forged-Brass Body
- Weight: 22.9 oz.

The VB75 is an integrated unloader for Interpump and General Pump with 7.8 GPM - 3600 PSI max pressure. The VB135 fits Interpump "WW" Series pumps and General "TT" Series pumps with 6.5 GPM - 2600 PSI max pressure.

- Port 195°F
- 3/8" FPT Inlet, 3/8" MPT Outlet
- 6.5 GPM
- Stainless Internals
- Forged-Brass Body
- Weight: 22.9 oz.

PART NO.	DESCRIPTION	LIST PRICE
VB75		
8.712-742.0	VB75 Direct Mount Control Set for EZ, 47, 60, 63 & W151 Series	\$177.00
8.704-488.0	Seal Kit	\$108.00
8.712-735.0	Knob Only	\$5.90
8.705-934.0	1/2" Bolt with Hole	\$24.10
VB135		
8.712-659.0	VB135- Direct Mount Control Set for WW & TT Series Pumps	\$140.00
8.712-735.0	Knob Only	\$5.90
9.802-006.0	VB 135 Repair Kit	\$128.00
8.705-935.0	3/8" Bolt with Hole	\$21.30

UNLOADER VALVES - VB9 / VB10 TRAPPED PRESSURE SERIES



- PSI: 3600
- Rated PSI: 3200
- GPM: 8.0
- Instant Pressure Response
- Hex-Shaped Non-stick Check Valve
- 3/8" FPT Inlet, Outlet, Bypass
- Brass Valve Body / Stainless Ball
- and Seat
- Knob Included
- VB9 - Panel Mountable
- Reduces trapped pressure to 25% of operating pressure when unloading; allows easier gun trigger pull

PART NO.	DESCRIPTION	LIST PRICE
8.712-736.0	VB9 with Knob - YVB9K	\$170.00
8.715-462.0	VB9 with Knob and Pressure Switch - YVB9KMS2	\$249.00
8.715-489.0	VB9 with Check Valve and Pressure Switch - YVB9KMSS	\$296.00
8.712-745.0	VB10 with Knob - YU3678	\$261.00
8.704-548.0	Repair Kit VB9	\$53.00
8.704-561.0	Repair Kit VB10	\$155.00

UNLOADER VALVES - CONTROL SET "W" SERIES



Integrated Regulator & Unloader designed exclusively to fit Interpump & General Pump pumps.



- Mounts directly on pump inlet and outlet; internal bypass loop
- Pressure Actuated: "Instant-On"
- 3/8" MPT Inlet & Outlet, 1/4" HB (8.712-638.0, 8.712-643.0)
- 1/2" FPT Inlet, 3/8" MPT Outlet, 1/4" HB (8.712-644.0, 8.712-642.0, 8.712-647.0)
- Integrated Injector - Optional
- Pressure and flow-engineered for specific pump models

PART NO.	MODEL	GPM	PSI	PUMP	LIST PRICE
"W" SERIES UNLOADERS WITHOUT INJECTORS					
8.712-638.0	W1	3.0	1600	W905	\$262.00
8.712-643.0	W2	4.5	3000	W997	\$291.00
8.712-644.0	W2-L	6.0	3000	W201	\$299.00
"W" SERIES UNLOADERS WITH INJECTORS					
8.712-642.0	W2-1	4.5	3000	W997	\$299.00
8.712-645.0	W2L-1	4.5	3000	W201	\$287.00
8.712-647.0	W2L-2	6.0	3000	WS202	\$311.00

UNLOADER VALVES - KITS FOR K / ZK SERIES



Repair Kits for all K3, K5, K7 and K9 models.

PART NO.	DESCRIPTION	LIST PRICE
8.702-847.0	K5/K58 Maintenance Kit	\$142.00
8.702-849.0	K5/K60 Rebuild Kit	\$206.00
8.705-045.0	K5 Back Nut 3/4" NPT	\$8.45
8.702-858.0	K7/K70 Repair Kit	\$192.00
8.702-911.0	K9/K121 Repair Kit	\$594.00

UNLOADER VALVE - FLOW SENSITIVE



- Rated PSI: 4060
- GPM: 21.0
- Temperature Max: 185°F
- Forged-Bronze Body
- 1/2" FPT Outlet
- 1/2" F Bypass
- Weight: 2.87 lbs..

PART NO.	DESCRIPTION	TEMP	LIST PRICE
9.116-794.0	ZH288 Green Spring	185°F	\$320.00



UNLOADER VALVES - K / ZK SERIES



Unloaders relieve line pressure in bypass mode.



ZK3 / ZK5

- Temp: 165°F
- 3/8" FPT Inlet
- ZK3: 1500 PSI
- ZK5: 3000 PSI

ZK1

- Temp: 165°F
- 3/8" FPT Inlet
- 3600 PSI
- GPM: 2.3 - 10.8

ZK7

- Temp: 165°F
- 3/8" FPT Inlet
- 3500 PSI
- GPM: 2.11 - 10.8

ZK9

- Temp: 165°F
- 1/2" FPT
- 5800 PSI
- GPM 2.5 TO 13.2

PART NO.	MODEL	GPM	OUTLET	LIST PRICE
ZK1				
8.712-602.0	ZK138	2.30 - 10.80	3/8" M	\$219.00
8.712-601.0	ZK1	2.30 - 10.80	1/2" M	\$219.00
ZK3				
8.712-603.0	ZK3.0	2.10 - 3.00	3/8" M	\$180.00
8.712-605.0	ZK3.1	3.00 - 3.22	3/8" M	\$157.00
8.712-607.0	ZK3.2	4.22 - 5.55	3/8" M	\$187.00
8.712-609.0	ZK3.3	5.00 - 6.50	3/8" M	\$177.00
8.712-604.0	ZK3.0	2.10 - 3.00	1/2" M	\$189.00
8.712-606.0	ZK3.1	3.00 - 4.22	1/2" M	\$189.00
8.712-608.0	ZK3.2	4.22 - 5.55	1/2" M	\$189.00
8.712-610.0	ZK3.3	5.00 - 6.50	1/2" M	\$144.00
ZK5				
8.712-611.0	ZK5.1	3.00 - 4.22	3/8" M	\$213.00
8.712-613.0	ZK5.2	4.22 - 6.60	3/8" M	\$213.00
8.712-615.0	ZK5.3	6.60 - 10.83	3/8" M	\$207.00
8.712-612.0	ZK5.1	3.00 - 4.22	1/2" M	\$213.00
8.712-614.0	ZK5.2	4.22 - 6.60	1/2" M	\$213.00
8.712-616.0	ZK5.3	6.60 - 10.83	1/2" M	\$207.00
8.715-478.0	Bypass plate for ZK3 / ZK5			\$14.80

Note: 1. Use 8.705-045.0 back nut on bypass nipple when mounting 1/2" bypass line on ZK3 and ZK5 series. 2. Use restricted .156-.225 ID orifice in bypass line for smoother operation / pressure balancing.

PART NO.	MODEL	GPM	OUTLET	LIST PRICE
ZK7				
8.712-617.0	ZK7.0	2.11 - 3.00	3/8" M	\$258.00
8.712-618.0	ZK7.1	3.00 - 4.22	3/8" M	\$249.00
8.712-619.0	ZK7.2	4.22 - 6.60	3/8" M	\$251.00
8.712-620.0	ZK7.3	6.60 - 10.8	3/8" M	\$304.00
8.701-389.0	ZK7 - #1 Bypass Orifice 2.5 mm			\$25.80
Z9				
8.712-621.0	ZK9	2.50 - 13.20	1/2" M	\$1,110.00

UNLOADER VALVES - HM MODEL



- Pressure Adjustable: 0-3000 PSI
- Flow Range: 1.4 to 10.8 GPM
- Temperature: 185°F
- 3/8" FPT Inlet, Bypass, 3/8" MPT Outlet
- Excess Flow Bypassed to Maintain Selected Pressure
- Operates on Single / Multiple Gun Systems
- Brass Body, Stainless-Steel Valve & Seat

PART NO.	DESCRIPTION	PSI	GPM	LIST PRICE
8.712-622.0	HM Regulator / Unloader	0-3000	1.3-10.8	\$203.00
8.702-860.0	Repair Kit #72	0-3000	1.3-10.8	\$74.50

UNLOADER VALVES - HYPRO-STYLE



- PSI: 400 to 1500
- GPM: 5.0
- Temperature: 180°F
- 3/8" MPT Inlet and Outlet
- Buna Seals
- Weight: 8 oz.

PART NO.	PRESSURE	BYPASS	GPM	LIST PRICE
8.712-689.0	200-500	1/4" FPT	5.0	\$173.00
8.712-690.0	400-1000	1/4" FPT	5.0	\$161.00
8.712-691.0	800-1500	1/4" FPT	5.0	\$172.00
8.712-692.0*	400-1000		5.0	\$172.00
8.722-643.0	Repair Kit for All			\$13.60

*Bypass port not threaded, closed coupled

UNLOADER VALVES - YU HIGH VOLUME



- GPM: 21.0
- Temperature: 200°F
- 1/2" FPT Inlet and Outlet
- Two 1/2" FPT Bypass Ports
- Forged-Brass Body
- Stainless-Steel Internals

YU-21235 YELLOW SPRING

- PSI: 2300
- Rated Pressure: 2600 Max

YU-21405 GREEN SPRING

- PSI: 4050
- Rated Pressure: 4500 Max

PART NO.	DESCRIPTION	PSI	LIST PRICE
8.753-326.0	YU-21235 Yellow Spring	2600	\$322.00
9.116-794.0	YU-21405 Green Spring	4500	\$320.00

UNLOADER VALVES - ST-230



- PSI: 500 - 3600 PSI
- GPM: 8.0
- Temperature: 200°F
- 1/4" FPT Inlet and Bypass
- Mounts Off-Line - No Line Restrictions
- Brass Body, Stainless-Steel Piston & Seat
- Weight: 14 oz.

PART NO.	DESCRIPTION	GPM	TEMP	LIST PRICE
8.712-628.0	ST-230	8	200°F	\$88.00
8.757-359.0	Repair Kit	8	200°F	\$43.60

NOTE: Tamper proof wire and seal are not included

UNLOADER VALVES - ST-280



- PSI: 500 - 4060
- GPM: 8.0
- Temperature: 175°F
- Brass Housing, Stainless-Steel Valve
- 3/8" FPT Inlet, Outlet and 1/4" FPT Bypass
- Weight: 22.5 oz.

PART NO.	DESCRIPTION	PSI	GPM	LIST PRICE
8.712-674.0	ST-280	3600	8	\$168.00
8.701-654.0	Piston Seal Kit "C"	3600	8	\$17.10
8.701-653.0	Check Valve Kit "A"	3600	8	\$53.50

UNLOADER VALVES - ST-261 SERIES



ST-261 STD



ST-261/S



ST-261/I



ST-261/SI



ST-261 Bypass Switch Only

ST-261 STANDARD

- PSI Regulation: 0-3600
- GPM: 1.0 - 8.0
- Temperature: 176°F
- 3/8" FPT Inlet & Outlet
1/4" FPT Bypass
- Stainless-Steel Plunger and Seat
- Forged-Brass Body and Viton Seals
- Weight: 22.5 oz.

ST-261 / S UNLOADER WITH BYPASS
ST-261 / I - UNLOADER WITH CHEMICAL INJECTORS
ST-261 / SI UNLOADER WITH SWITCH AND INJECTOR

- Micro Switch Specs; 115 VAC, 5A / 230 VAC, 3A
- Temperature: 176°F
- 3/8" FPT Inlet & Outlet
1/4" FPT Bypass & Aux Port
- Siphon Rate- 10-1
- Switches at full bypass flow
- Wired N/C (may be wired N/O)

ST-261 BYPASS SWITCH (ONLY)

- Field-Mountable
- 10 AMP, 115 / 230V
- Switches at full bypass flow
- Wired N/C (may be wired N/O)

PART NO.	DESCRIPTION	PSI	GPM	LIST PRICE
ST-261 STANDARD				
8.712-681.0	ST-261 STD	0-3600	8	\$126.00
8.701-627.0	Repair Kit "B"	0-3600	8	\$55.00
8.701-650.0	Outlet Check Kit "A"	0-3600	8	\$12.80
ST-261 / S- UNLOADER WITH BYPASS MICRO SWITCH				
8.712-685.0	ST-261 / S	500-3625	8	\$199.00
8.701-647.0	Switch Seal Kit			\$27.70
ST-261 / I- UNLOADER WITH CHEMICAL INJECTORS				
8.712-682.0	ST-261 / I / 1.8 mm	500- 3650	1.50-2.25	\$137.00
8.712-683.0	ST-261 / I / 2.1 mm	500- 3650	2.25-3.35	\$155.00
8.712-684.0	ST-261 / I / 2.4 mm	500- 3650	3.35-5.00	\$160.00
8.900-159.0	Injector Repair Kit without Barb			\$11.20
8.701-648.0	Injector Repair Kit with Barb			\$14.60
ST-261 / SI- UNLOADER WITH MICRO SWITCH & INJECTORS				
8.712-686.0	ST-261 / SI-1		1.50-2.25	\$263.00
8.904-577.0	ST-261 / SI-3		3.35-5.00	\$267.00
ST-261 BYPASS MICRO SWITCH & KIT				
8.712-629.0	Complete Micro Switch Assembly			\$120.00
8.701-647.0	Seal Kit - Micro Switch			\$27.20



UNLOADER VALVES - AR BOLT-ON



- PSI Rated Pressure: 2600
- Fits RC, XT & XM Series Pumps
- 1/2" F Inlet
- 3/8" M Outlet

PART NO.	DESCRIPTION	GPM	BYPASS	LIST PRICE
8.712-582.0	AR20608 (4/B)	3.0-5.5	Aluminum, No Injector	\$273.00
8.712-564.0	AR20821 (3/B)	2.0-5.0	Aluminum, No Injector	\$180.00
8.712-573.0	AR20890 (4/B)	2.0-3.0	Aluminum, 2.0 Adj Injector	\$207.00
8.712-576.0	AR21039 (4/B)	2.0-3.0	Brass 2.0 Adj Injector	\$222.00
8.712-575.0	AR21040 (4/B)	3.0-4.0	Brass 2.2 Adj Injector	\$215.00
8.720-676.0	Seal Kit (4/B)			\$11.00

Note: AR has discontinued the Combiset unloaders. Use Mini-Mate unloaders as replacements. For 22 mm twist coupler outlet models, add Part No. 8.709-546.0 (3/8" x 22 mm) to injector outlet.

UNLOADER VALVES - GYMATIC - 3/B & VR35 3/B SERIES



- PSI Rated Pressure: 3650
- GPM: 3.0-5.5
- Fits RK, RR, SXM, XM Series Pumps
- 3/8" M Outlet

PART NO.	DESCRIPTION	INLET	LIST PRICE
8.712-565.0	AR20242 (3/B)	1/2" F without Injector	\$226.00
8.712-563.0	AR20242G (3/B)	3/4" GHT & Filter, without Injector	\$239.00
8.712-574.0	AR20081 (3/B)	1/2" M Fixed Injector, 1.8 mm	\$241.00
8.712-567.0	AR20082 (3/B)	1/2" M Fixed Injector, 2.0 mm	\$239.00
8.712-568.0	AR20399 (3/B)	1/2" M Adj Injector, 1.8 mm	\$253.00
8.712-569.0	AR20400 (3/B)	1/2" F Adj Injector, 2.0 mm	\$268.00
8.720-642.0	AR2611 (3/B)	Repair Kit	\$45.10

AR21669 - VR35 3/B

- PSI Max: 4000
- Brass Bypass
- 3/8" M
- GPM: 5.0
- 1/2" M Inlet
- Without Injector

AR24760 - VR35 3/B

- PSI Max: 4000
- Brass Bypass
- 3/8" M Outlet
- GPM: 5.0
- 1/2" F Inlet
- Without Injector

PART NO.	DESCRIPTION	INLET	OUTLET	LIST PRICE
8.712-583.0	AR21669	1/2" M	3/8" M	\$270.00
8.720-903.0	AR24760	1/2" F	3/8" M	\$258.00

UNLOADER VALVES - 22900A PRESSURE ACTUATED SERIES



- Minimum PSI: 375 (Max PSI Listed Below)
- GPM: 2.2 - 13.0
- Temperature: 160°F
- Bellville Spring Washers Minimize Spikes
- Forged-Brass Bodies, Stainless Ball and Seat
- Four 1/4" Side Ports Enhance Versatility
- 1/2" FPT Inlet, Outlet and Bypass Ports
- Weight: 57.3 oz.

PART NO.	MODEL NO.	MAX GPM	MAX PSI	SPRING	LIST PRICE
8.712-709.0	22910A	13	800	Silver	\$411.00
8.712-710.0	22911A	13	1400	Yellow	\$354.00
8.712-711.0	22912A	13	2400	Red	\$361.00
8.712-708.0	22913A	13	3000	Orange	\$315.00
8.722-137.0	Repair Kit- 012099				\$53.50

UNLOADER VALVES - APM PRESSURE ACTUATED SERIES



- Temperature: 160°F
- Unloads pressure in entire system when in bypass
- Forged-Brass Bodies
- Stainless-Steel Seat
- 3/8" FPT Inlet
- 3/8" FPT Outlet
- 1/4" FPT Bypass & Gauge Port

PART NO.	MODEL NO.	GPM	PSI	LIST PRICE
8.712-705.0	22760APM	8	145-3045	\$258.00
8.712-706.0	22765APM	5	580-4000	\$547.00

UNLOADER VALVES - FLOW-ACTUATED



Designed for any pump that fits within the flow and pressure range of the unloader.



- Temperature: 160°F
- Unloads pressure in entire system when in bypass
- Forged-Bronze Body, Stainless-Steel Seat
- 3/8" FPT Inlet, 3/8" MPT Outlet
- 1/2" FPT Bypass

PART NO.	MODEL NO.	GPM	PSI	LIST PRICE
8.712-698.0	22650	3.0-4.5	0-3000	\$290.00
8.712-701.0	22654A	3.5-4.8	3000-4000	\$273.00
8.712-702.0	22655	4.5-5.5	0-3000	\$265.00
8.712-703.0	22656	4.5-6.5	0-3000	\$273.00
8.722-204.0	Seal Kit- 22666			\$41.40

PRESSURE RELIEF VALVES - SR/S3



For use as a backup to an unloader or main relief in an open system without a trigger operated spray gun.



- S-R Safety Valve:
PSI: 3000
GPM: 1.3 to 10.0
3/8" M Inlet, 1/4" F Outlet
- S-3 Safety Valve:
PSI: 500 to 10,000
GPM: 2.6 to 26.4
1/2" M Inlet, Side Discharge
- Bypass and Outlet
- Stainless-Steel Plunger and Seat
- Machined-Brass Bodies
- Adjustable Pop-Off Protection

PART NO.	DESCRIPTION	TEMP	LIST PRICE
8.711-215.0	S-R Valve/ ZKSR	165°F	\$114.00
8.711-227.0	S-3 Valve/ ZKS3	284°F	\$886.00

UNLOADER VALVES - MG4000 SERIES

"The world's best unloader valve" with a choice of PSI: 1500, 3000 or 4500.



- PSI: Up to 4500 PSI
- GPM: 10.0
- Temperature: 200°F
- Forged-Brass Body
- 3/8" FPT Inlet, Outlet and Bypass
- Auxiliary 1/4" Outlet
- Can be panel mounted
- Pressure limit indicated with color coded ring

PART NO.	DESCRIPTION	GPM	PSI	LIST PRICE
WITHOUT KNOB				
8.712-715.0	Yellow	10	1500	\$129.00
8.712-724.0	Black	10	4500	\$112.00
WITH KNOB				
8.712-716.0	Yellow	10	1500	\$132.00
8.712-719.0	Red	10	3000	\$143.00
8.712-725.0	Black	10	4500	\$142.00
8.704-567.0	Repair Kit- 463104K			\$47.30



MG4000 WITH MICROSWITCH

- 15 Amp Microswitch
- Panel Mountable
- Use for time-delay shutdown or as burner control
- Can be used as Normally Open (NO) or Normally Closed (NC)

PART NO.	DESCRIPTION	GPM	PSI	LIST PRICE
8.712-720.0	Red	15	3000	\$168.00
8.712-714.0	Blue	15	4000	\$187.00
8.712-727.0	Black	15	4500	\$192.00

PRESSURE RELIEF VALVES - TIMAX



- PSI Max: 870
- GPM Max: 53
- 3/4" F Inlet, 1/2" F, 1" F Bypass
- 1" FPT Bypass
- Brass-Body, Stainless-Steel Piston and Seat

PART NO.	DESCRIPTION	GPM	PSI	LIST PRICE
8.712-624.0	Timax Regulator Valve	53	870	\$354.00
8.702-844.0	Repair Kit			\$142.00

NOTES: Lever control manual dump for bypass to relieve line pressure

PRESSURE RELIEF VALVES - VS 200 / 180, HIGH PSI



Prompt and effective damping against pressure spikes



- Rated PSI: 2600, Max PSI: 2900
- GPM: 52.5
- Temperature: 194°F
- 3/4" FPT Inlet x 1/2" FPT Bypass
- Weight: 29.4 oz.

PART NO.	MODEL NO.	GPM	LIST PRICE
8.712-753.0	VS 200/180	52.5	\$354.00
8.704-582.0	Repair Kit		\$68.00

PRESSURE RELIEF VALVES - VS 350, HIGH PSI



Prompt and effective damping against pressure spikes. Perfect For Multiple Gun Applications as well.



- PSI: 5600
- Rated PSI: 5100
- GPM: 6.5
- Temperature: 195°F
- 3/8" FPT Inlet, Outlet and Bypass
- Weight: 16.8 oz.

PART NO.	MODEL NO.	GPM	PSI	LIST PRICE
8.712-756.0	VS 350	6.5	5600	\$177.00

PRESSURE RELIEF VALVES - VS 220



- PSI Max: 3600
- Rated PSI: 3200
- GPM: 6.3
- Temperature: 200°F
- Two 3/8" FPT inlets
- 3/8" FPT Outlet and Bypass
- Forged-Bronze Body
- Stainless-Steel Plunger and Seat Valve
- Compact Design
- Weight: 14.2 oz.

PART NO.	MODEL NO.	GPM	PSI	LIST PRICE
8.712-737.0	VS220	6.3	3600	\$79.50

PRESSURE RELIEF VALVES - VS 500, HIGH PSI



- PSI Max: 8100
- Rated PSI: 7250
- GPM: 21
- Suitable to be utilized as a safety valve
- Temperature: 195°F
- Internals: Stainless-steel
- Brass Body and Fittings
- 1/2" FPT Inlet and 3/8" FPT Bypass
- Weight: 14.2 oz.

PART NO.	MODEL NO.	GPM	PSI	LIST PRICE
8.712-757.0	VS 500	21	8100	\$734.00

REGULATING RELIEF VALVE

Economical replacement for paraplate BR5 series.



- Adjustable Pressure: 200-2000 PSI
- GPM: 7
- Temperature: 200°F
- 3/8" FPT Inlet, Outlet and Bypass
- Flow-Thru Design for Smooth Operation
- Machined-Brass Body and Knob
- Stainless-Steel Plunger and Seal

PART NO.	DESCRIPTION	GPM	PSI	LIST PRICE
8.712-625.0	Relief Valve	7	200-2000	\$104.00


UNLOADER VALVES - MOUNTING BLOCK



End vibraton-caused fitting failure.



- GPM: 12
- Mounting Hardware Included
- Machine Block Brass or Steel

PART NO.	DESCRIPTION	MATERIAL	PSI	LIST PRICE
8.904-568.0	 3/8" x 3/8"	Brass	5500	\$61.00
8.904-567.0	1/2" x 1/2"	Brass	5500	\$61.00
9.802-870.0	3/8" x 3/8"	Steel		\$61.50
9.802-871.0	1/2" x 1/2"	Steel		\$67.00

CHEMICAL INJECTORS - AMERIMAX SERIES



The higher rate injector. Our best seller!



- PSI: 3500
- Brass Housing
- Stainless-steel Orifice & Spring
- Fully Adjustable Metering Valve
- 3/8" MPT Inlet, Outlet
- 1/4" Hose Barb

PART NO.	DESCRIPTION	GPM	PSI	LIST PRICE
STANDARD				
8.904-192.0	"0"	1.0-2.0	3500	\$46.40
8.904-193.0	"1"	2.0-3.0	3500	\$44.40
9.803-998.0	S "2"	3.0-5.0	3500	\$49.30
8.904-194.0	S "3"	5.0-8.0	3500	\$45.90
8.900-040.0	Repair Kit Stainless-steel Check Ball			\$7.60
"ACID" INJECTOR WITH SPECIAL INLET CHECK VALVE				
8.904-202.0	"1A"	2.0-3.0	3500	\$54.00
8.904-203.0	S "2A"	3.0-5.0	3500	\$49.30
8.904-204.0	S "3A"	5.0-8.0	3500	\$46.40
8.700-536.0	Ceramic Ball for 8.904-203.0			\$9.25
8.900-041.0	S Acid Repair Kit*			\$12.00

*Ceramic Check Ball

CHEMICAL INJECTORS - STAINLESS-STEEL



- PSI: 5000
- Stainless-Steel

PART NO.	DESCRIPTION	GPM	PSI	LIST PRICE
9.802-217.0	Non-Adjustable, Injector Only	3.0-5.0	5000	\$117.00

CHEMICAL METERING VALVES - ST-61



- Max Temperature: 140°F
- GPM: .27
- 1/4" Hose Barb
- Teflon® Seals
- Glass-Filled Polyamide Body and Valve Parts
- Adjusts From Off to Full Flow
- Snap-on attachment to ST-60, ST-62, ST-261/1

PART NO.	DESCRIPTION	LIST PRICE
8.710-777.0	ST-61, 1/4" Hose Barb, Teflon® Seals	\$32.90

CHEMICAL INJECTORS - AMERIMAX SERIES - QUICK-COUPLED ASSEMBLIES



Assembled for added convenience - quick couples to unloader outlet and quick couples hose to injector outlet.



- Top quality quick couplers: 3/8" Plug Inlet 3/8" Socket Outlet
- 6" industrial-grade poly-braid reinforced tubing (will not collapse, resists crimping, high-chemical tolerance)
- Heavy-duty brass chemical filter with check valve prevent loss of prime

PART NO.	DESCRIPTION	GPM	LIST PRICE
AMERIMAX "QC"			
8.904-195.0	Quick-Coupled "0"	1.0-2.0	\$79.00
8.904-196.0	Quick-Coupled "1"	2.0-3.0	\$79.50
8.904-197.0	S Quick-Coupled "2"	3.0-5.0	\$79.00
8.904-199.0	Quick-Coupled "3"	5.0-8.0	\$82.50
8.900-040.0	Repair Kit Stainless-steel Check Ball		\$7.60
AMERIMAX ACID "QC"			
8.904-206.0	Quick-Coupled "1A"	2.0-3.0	\$95.50
8.904-207.0	S Quick-Coupled "2A"	3.0-5.0	\$86.50
8.904-208.0	Quick-Coupled "3A"	5.0-8.0	\$84.00
8.900-041.0	Acid Repair Kit*		\$12.00

*Ceramic Check Ball

CHEMICAL INJECTORS - ST-60 SERIES



Requires ST-61 Metering Valve to regulate the chemical injection rate.



- Forged-Brass Body
- Compact Size
- PSI: 3600
- Siphon Rate: 10:1
- 3/8" MPT Inlet
- 3/8" FPT Outlet

PART NO.	DESCRIPTION	GPM	ORIFICE	LIST PRICE
8.710-476.0	S ST 60/0	1.50-2.25	1.8 mm	\$39.90
8.710-477.0	ST-60/1	2.25-3.25	2.1 mm	\$41.40
8.710-478.0	ST-60/2	3.25-5.00	2.4 mm	\$39.90
8.701-648.0	Repair Kit with Barb-"F"			\$14.60

CHEMICAL INJECTORS - FIXED



- Max PSI: 4500
- GPM: 3.0 - 8.0
- 3/8" FPT Inlet & Outlet
- 190° F
- Hose Barb 1/4"

PART NO.	MODEL NO.	GPM	PSI	LIST PRICE
8.710-489.0	G.P. #100775	3.0 to 5.0	4500	\$33.10
8.710-490.0	G.P. #100776	5.0 to 8.0		\$33.70

CHEMICAL INJECTORS - ST-64, UP STREAM



Apply soap at high pressure. Restricts waterflow to create suction. Used on Pressure Pro Equipment as well as other major manufacturers.

- PSI: 140
- Temperature: 160°F
- 3/4" FGH Inlet, 3/4" MGH Outlet
- Chemical strainer and 4' PVC tubing included
- Adjustable with ST-61 Metering Valve
- Locking Waterflow Adjustment



PART NO.	MODEL NO.	GPM	PSI	LIST PRICE
8.710-482.0	ST-64 Up Stream Injector	1.5-4.0	140	\$103.00
8.710-483.0	ST-64 Up Stream Injector	4.0-7.0	140	\$100.00

CHEMICAL INJECTORS - ROBOKIM

- Rated PSI: 3200
Max PSI: 3500
- Max Temperature: 210°F
- 3/8" MPT Inlet, Outlet
- 1/4" Hose Barb
- Stainless-Steel Orifice
- Stainless-Steel Inlet Check Valve Components



PART NO.	MODEL NO.	GPM	PSI	ORIFICE	LIST PRICE
ROBOKIM WITH PLASTIC METER KNOB					
8.710-497.0	Chemical Injector "0"	2.1-2.9	3500	2.0 mm	\$51.50
8.710-498.0	Chemical Injector "1"	2.9-4.0	3500	2.2 mm	\$51.50
8.710-499.0	Chemical Injector "2"	4.0-5.5	3500	2.5 mm	\$52.50
8.710-500.0	Chemical Injector "3"	5.5-10.8	3500	2.75 mm	\$75.00
8.704-708.0	Repair Kit, RoboKim				\$13.60

CHEMICAL INJECTORS - ST-62 VARIABLE



Flow orifice adjusts for machines from 2-8 GPM. Requires ST-61 to regulate chemical injection rate.



- Max PSI: 36500
- GPM: 2.0 - 8.0
- Forged-Brass Body
- 3/8" FPT Inlet & Outlet

PART NO.	MODEL NO.	GPM	PSI	LIST PRICE
8.710-485.0	ST-62	8	3600	\$77.50
8.701-648.0	Repair Kit with Barb-"F"			\$14.60

CHEMICAL INJECTORS - ROBOKIM QUICK-COUPLED ASSEMBLIES



- Quick-Couplers:
3/8" QC Plug Inlet
3/8" QC Socket Outlet
- 6" industrial-grade poly-braid reinforced tubing
- AP brass chemical filter with stainless-steel check valve

PART NO.	DESCRIPTION	GPM	LIST PRICE
ROBOKIM "QC" WITH PLASTIC KNOB			
8.904-209.0	Chemical Injector "0"	2.1-2.9	\$86.50
8.904-210.0	Chemical Injector "1"	3.0-4.0	\$86.50
8.904-211.0	Chemical Injector "2"	4.0-5.5	\$86.50
8.904-212.0	Chemical Injector "3"	5.5-10.8	\$129.00
ROBOKIM "QC" WITH BRASS KNOB			
8.904-217.0	Chemical Injector "0"	2.1-2.9	\$100.00
8.904-218.0	Chemical Injector "1"	3.0-4.0	\$93.00
8.904-219.0	Chemical Injector "2"	4.0-5.5	\$96.00
8.904-220.0	Chemical Injector "3"	5.5-10.8	\$117.00

CHEMICAL INJECTORS - HI-LO

May be used on high or low side of pump. Adjustable flow orifices plus adjustable chemical valves. Standard features similar to ST-62.

- Performance Range:
 - Low Side/Upstream: PSI: 10-120, GPM: .5-3.5
 - High Side/Downstream: PSI: 3500, GPM: 2.0-8.0
- Max Temperature: 180°F
- Machined-Brass Body
- 3/8" FPT Inlet, Outlet



PART NO.	MODEL NO.	GPM	PSI	LIST PRICE
8.710-486.0	Hi / Lo Injector with Meter Valve	2.0-8.0	3500	\$103.00
8.710-487.0	without Chemical Adjust	2.0-8.0	3500	\$96.50
8.700-290.0	Repair Kit			\$19.90

CHEMICAL INJECTORS - 400 SERIES

The injector of choice.



- PSI: 3200
- Temperature: 200°F
- Forged-Brass Housing
- Teflon® Valve Seat
- 3/8" Inlet, Outlet (3 Configurations)
- Renewable Orifices and Check Valve
- Options Include: Quick-Coupled, Stainless-Steel Orifices, Acid-Resistant Check
- Weight: 5 oz.

ORIFICE SELECTION



ORIFICE DIA.	DESCRIPTION	GPM / FLOW RATE	PSI
1.6 MM	3/8" Inlet / Outlet	1.5-2.7	3200
1.8 MM	3/8" Inlet / Outlet	2.0-3.6	3200
2.1 MM	3/8" Inlet / Outlet	2.7-4.9	3200
2.3 MM	3/8" Inlet / Outlet	3.3-6.0	3200

ADJUSTABLE INJECTORS, PRECISE NEEDLE-METERING VALVE

ORIFICE SIZE	M X M PART NO.	LIST PRICE	M X F PART NO.	LIST PRICE	F X M PART NO.	LIST PRICE
BRASS BODY						
1.6	8.710-541.0	\$29.60	8.710-549.0	\$26.80	8.710-559.0	\$29.10
1.8	8.710-535.0	\$29.40	8.710-543.0	\$29.40	8.710-551.0	\$29.60
2.1	8.710-537.0	\$29.40	8.710-545.0	\$29.40	8.710-554.0	\$29.60
2.3	8.710-539.0	\$29.60	8.710-547.0	\$29.90	8.710-557.0	\$31.80
BRASS BODY / STAINLESS-STEEL INSERT						
1.6	-	-	-	-	8.710-560.0	\$38.50
1.8	8.710-536.0	\$36.40	8.710-544.0	\$33.40	8.710-552.0	\$33.70
2.1	8.710-538.0	\$36.40	8.710-546.0	\$31.90	8.710-556.0	\$33.40
2.3	8.710-540.0	\$36.40	8.710-548.0	\$33.40	-	
BRASS BODY / ACID-RESISTANT						
1.6	8.904-230.0	\$40.50	-	-	-	
1.8	8.904-224.0	\$37.60	8.904-232.0	\$38.50	-	
2.1	8.904-226.0	\$37.60	8.904-234.0	\$37.60	8.904-242.0	\$39.00
2.3	8.904-228.0	\$37.60	8.904-236.0	\$38.60	-	
BRASS BODY / STAINLESS-STEEL INSERT / ACID-RESISTANT						
1.6	-	-	-	-	-	
1.8	8.904-225.0	\$42.30	8.904-233.0	\$38.00	8.904-241.0	\$38.50
2.1	8.904-227.0	\$41.80	8.904-235.0	\$43.20	-	
2.3	8.904-229.0	\$42.30	-	-	-	

PART NO.	DESCRIPTION	LIST PRICE
REPAIR KITS INCLUDE CHECK BALL, SPRING, SEAT AND O-RING		
8.900-769.0	Standard Kit	\$13.50
8.900-770.0	Acid Kit	\$11.60



CHEMICAL INJECTORS - STAINLESS-STEEL



- PSI: 5500
- Temperature: 190°F
- 3/8" MPT Inlet, Outlet
- 1/4" Hose Barb
- 1.8 mm Orifice
- Weight 8.0 oz.
- High Draw: 20%

PART NO.	MODEL NO.	GPM	PSI	LIST PRICE
9.112-213.0	Chemical Injector	2.0-3.0	5500	\$98.50

CHEMICAL INJECTORS - 505 SERIES STAINLESS-STEEL



All metal parts are stainless-steel



- PSI: 5650
- GPM: 8.0
- Temperature Max: 195°F
- 3/8" Inlet, Outlet
- Premier Type Injector
- Teflon® O-Rings

PART NO.	MODEL NO.	GPM	PSI	LIST PRICE
8.710-586.0	Stainless-steel Injector 1.8	2.0-2.6	5650	\$148.00
8.710-587.0	Stainless-steel Injector 2.1	2.6-4.0	5650	\$150.00
8.710-588.0	Stainless-steel Injector 2.3	4.0-5.3	5650	\$153.00
8.704-027.0	Repair Kit			\$10.20

CHEMICAL INJECTORS - ADJUSTABLE, WITH QUICK-CONNECT



- PSI: 3500
- Temperature Max: 200°F
- 3/8" M Plug Inlet
3/8" F Coupler Outlet
- 1/4" Hose Barb

PART NO.	MODEL NO.	GPM	LIST PRICE
8.710-502.0	Adjustable QC - 1.8 mm	2.0-3.0	\$48.70
8.710-503.0	Adjustable QC - 2.1 mm	3.0-5.0	\$49.40
8.710-504.0	Adjustable QC - 2.3 mm	5.0-8.0	\$47.70

ACID INJECTORS

8.904-221.0	Adjustable QC - 1.8 mm	2.0-3.0	\$64.00
8.904-222.0	Adjustable QC - 2.1 mm	3.0-5.0	\$64.00
8.904-223.0	Adjustable QC - 2.3 mm	5.0-8.0	\$64.50
8.701-187.0	Injector Repair Kit		\$14.20
8.900-087.0	Injector Acid Kit		\$14.20

CHEMICAL INJECTORS - BRASS

All metal parts are brass



- PSI: 4000
- Temperature Max: 190°F
- 3/8" MPT Inlet, Outlet
- Premier Type Injector
- EPDM O-Ring

PART NO.	MODEL NO.	GPM	PSI	LIST PRICE
8.710-505.0	Brass Injector 1.8	2.0-2.6	4000	\$40.90
8.710-506.0	Brass Injector 2.1	2.7-4.0	4000	\$41.40
8.710-507.0	Brass Injector 2.3	4.0-5.3	4000	\$40.50
8.704-028.0	Repair Kit			\$34.00

DUAL INJECTORS - HIGH DRAW

Dual, adjustable downstream chemical injector



- PSI: 4000
- Temperature Max: 190°F
- 3/8" MPT Inlet, Outlet

PART NO.	MODEL NO.	GPM	PSI	LIST PRICE
9.117-527.0	Injector .083/2.1	3 - 5	4500	\$86.00

CHEMICAL INJECTORS / PRESSURE REDUCER - EXACT-A-FLOW

"Low side" chemical injector that regulates inlet pressure to maintain consistent chemical ratio.



- GPM: Up to 6.0
- 1/2" FPT I/O Ports
- 1/4" Hose Barb Chemical Inlet
- +2% Injection Ratio Variation

PART NO.	DESCRIPTION	LIST PRICE
8.711-162.0	Weep Seat*	\$261.00
8.711-160.0	Non-Weep	\$267.00
8.711-161.0	With Switch**	\$364.00
8.904-389.0	Hose Barb with Viton Check	\$20.60

*Weep Seat allows pump to self-prime

**With burner control switch (9.802-362.0) automatically turns burner off when water flow stops

CHEMICAL INJECTORS - NON ADJUSTABLE

PART NO.	MODEL NO.	LIST PRICE
8.756-796.0	1.8	\$35.10
8.756-797.0	2.1	\$31.10
8.757-724.0	2.3	\$31.10

FLOAT VALVES - ADJUSTABLE, BRONZE



- Temperature Max: 180°F
- Cast-Bronze Body
- Adjustable Float Arm
- Live Rubber Stopper

PART NO.	THREAD	STEM	GPM AT 40 PSI	LIST PRICE
8.710-045.0	1"	1/4"-20	47	\$126.00
9.802-183.0	1"	1/2"-20	47	\$78.00
8.707-305.0		3/8"		\$90.00

REPAIR PARTS FOR ADJUSTABLE VALVES

8.700-476.0	Short Arm*	\$13.60
-------------	------------	---------

*Fits 3/8", 1/2" and 3/4" valve only
Note: Float valve requires stem and float

FLOAT VALVES - STEMS



PART NO.	LENGTH	THREAD	LIST PRICE
BRASS			
9.802-157.0	8"	1/4" - 20	\$9.15
8.710-051.0	10"	1/4" - 20	\$4.90
STAINLESS-STEEL			
8.710-047.0	8"	1/4" - 20 x 5/16" - 18	\$4.65

Parts for other float valves also available

FLOAT VALVES - BALLS, COPPER & PLASTIC



8.710-053.0



9.802-061.0

PART NO.	LENGTH	THREAD	LIST PRICE
COPPER			
8.710-061.0	4" x 5"	1/4"-20	\$132.00
8.710-052.0	5"	1/4"-20	\$167.00
8.710-053.0	6"	1/4"-20	\$206.00
PLASTIC			
8.710-057.0	6"	1/4"-20	\$45.70
8.710-059.0	8"	1/4"-20	\$76.50
9.802-061.0	4" x 5"	1/4"-20	\$3.90

Parts for other float valves also available

FLOAT VALVES - PA BRASS ASSEMBLY

Used on Pressure Pro Equipment as well as other major equipment manufacturers.



- Max GPM: 7.0
- Max PSI: 145
- Temperature: 140°F
- Brass Body
- Positional / Adjustable Arm

PART NO.	DESCRIPTION	INLET	TEMP	LIST PRICE
8.710-042.0	Float Valve	3/8" BSP-M	140°F	\$47.00
8.754-586.0	Float Valve	3/8" NPT-M	140°F	\$61.50
8.704-204.0	Repair Kit			\$27.10

FLOAT VALVES - ST-8, BRASS ASSEMBLY

Complete assembly includes valve, stem and float.



- GPM: 5.0
- Temperature: 175°F
- 1/2" FPT Inlet
- Brass Housing with Polyamide Cover

PART NO.	DESCRIPTION	GPM	TEMP	LIST PRICE
8.710-031.0	ST-8	5.0	175°F	\$40.90
8.710-033.0*	MPT Adapter Kit for ST-8			\$12.20

*Double MPT nipple, sealing washer and lock nut

FLOAT VALVES - BRASS FLOAT WITH BALL & STEM



- Inlet PSI Max: 142
- GPM: 7.1 at PSI: 28
- 1/2" MPT Inlet
- Temperature: 140°F
- Positive Soft Buna / Brass Shut-Off
- Adjustable Float Ball Settings
- Inlet Nut and Washer Seal Provided

PART NO.	DESCRIPTION	PSI MAX	TEMP	LIST PRICE
8.710-037.0	Valve Complete	142	140°F	\$43.50
8.704-092.0	Repair Kit			\$24.70

FLOAT VALVES - DIAPHRAGM



- PSI: 142
- GPM: 7.86 at PSI: 28
- GPM: 6.68 at PSI: 14
- Temperature: 140°F
- 3/8" MPT Inlet
- Requires only 6.5" x 3" inside tank
- All-Plastic Snap-On Float
- Positive Shutoff Diaphragm Style
- Inlet Screen, Tank Gasket and Nut Included

PART NO.	DESCRIPTION	PSI	TEMP	LIST PRICE
8.710-030.0	Float Valve Complete	142	140°F	\$27.10

FLOAT VALVES - KERICK



FLOW RATE FOR 1/2" VALVE

- PSI: 20 at GPM: 7.7
- PSI: 30 at GPM: 9.1
- PSI: 40 at GPM: 10.5
- PSI: 50 at GPM: 11.4
- PSI: 60 at GPM: 12.5

FLOW RATE FOR 3/4" VALVE

- PSI: 30 at GPM: 13
- PSI: 60 at GPM: 16.5

PART NO.	DESCRIPTION	ORIFICE	LIST PRICE
8.749-328.0	1/2" Float Valve	.25"	\$26.50
8.749-329.0	3/4" Float Valve	.30"	\$30.40

FLOAT VALVES - VERTICAL



- GPM: 8.0 at PSI: 150
- Temperature: 140°F
- 1/2" MPT Inlet
- Inlet Nut and Washer Seal Provided

PART NO.	DESCRIPTION	TEMP	LIST PRICE
9.802-185.0	Vertical Float Tank Valve, 1/2" MPT Inlet	140°F	\$38.10

FLOAT VALVES - BRASS

- MTM / Veloci
- Includes Filter and Pipe

PART NO.	DESCRIPTION	LIST PRICE
8.754-085.0	Float Valve 3/4" M with Filter and Pipe	\$87.00

FLOAT VALVES - HUDSON



- PSI: 0-130
- Temperature: 90 & 150°F
- No External Moving Parts
- No Float Ball or Arm
- All Plastic, Nylon, Rubber and Stainless-Steel
- 1" Inlet - Easy Installation
- Automatic Anti-Siphon
- Flow Capacity 80% of Supply: GPM:40 at PSI: 40

PART NO.	DESCRIPTION	PSI	TEMP	LIST PRICE
8.710-035.0	1" Hudson Float Valve, 90°	0-130	90°F	\$111.00
8.710-036.0	1" Hudson Float Valve, 150°	0-130	150°F	\$124.00

CHECK VALVES - SWING ACTION, LOW PSI



Retain prime on pumps with low-lift capability.



- PSI: 150
- Brass Body, Swing (flapper) Action
- FPT Inlet, Outlet
- Gravity Seal, No Spring Pressure

PART NO.	DESCRIPTION	PSI	LIST PRICE
8.709-378.0	1/2", FPT Inlet / Outlet, Gravity Seal	150	\$19.80
8.709-379.0	3/4", FPT Inlet / Outlet, Gravity Seal	150	\$25.00
8.709-380.0	1", FPT Inlet / Outlet, Gravity Seal	150	\$38.50
8.709-381.0	1-1/4", FPT Inlet / Outlet, Gravity Seal	150	\$66.50

CHECK VALVES - STAINLESS-STEEL, HIGH PSI

Holds pump prime without overloading pump suction.



- PSI: 6000 - 6500
- Rated PSI: 5800
- Temperature: 195°F
- Female x Female
- Weight: 2.0 oz.

PART NO.	DESCRIPTION	FLOW RATE	PSI	LIST PRICE
8.709-361.0	1/4" F x F	6.1	6500	\$59.50
8.709-362.0	3/8" F x F	10.5	6500	\$59.50
8.709-364.0	1/2" F x F		6000	\$91.00

CHECK VALVES - 460 SERIES, HIGH PSI

Holds pump prime without overloading pump suction



- | | | |
|--|--|---------------------------|
| <p>8.709-356.0</p> <ul style="list-style-type: none"> ■ Max PSI: 2500-3000 ■ Buna Seals | <p>8.709-357.0</p> <ul style="list-style-type: none"> ■ Stainless-Steel Check Ball & Spring ■ Machined-Brass Body | <p>8.709-358.0</p> |
|--|--|---------------------------|

PART NO.	DESCRIPTION	CRACKING PRESSURE	LIST PRICE
2500 PSI MINIATURE BALL CHECK			
8.709-356.0	1/4", M x F	1 PSI	\$19.20
8.709-357.0	1/4", M x M	3 PSI	\$19.40
3000 PSI STAINLESS GUIDED BALL AND QUAD RING SEAT			
8.709-358.0	1/4", F x F	1 PSI	\$42.40
8.709-359.0	3/8", F x F	3 PSI	\$41.60

CHECK VALVES - SPRING LOADED, HIGH PSI

Holds pump prime without overloading pump suction.



- PSI: 1200
- Max Temperature: 250°F
- Cracking Pressure PSI: 1
- Machined-Brass Body
- Stainless Steel Springs
- Poppet Seal

PART NO.	DESCRIPTION	MATERIAL	LIST PRICE
8.709-351.0	1/4", F x F	Machined Brass Body	\$20.60
8.709-352.0	3/8", F x F	Machined Brass Body	\$26.00
8.709-353.0	1/2", F x F	Machined Brass Body	\$31.80
8.709-354.0	3/4", M x M	Machined Brass Body	\$39.50

CHECK VALVES - SPRING LOADED, LOW PSI

Holds pump prime without overloading pump suction



- PSI: 150
- Max Temperature: 250°F
- Machine-Cast Brass Bodies
- FPT x FPT
- Mount Horizontal or Vertical

PART NO.	DESCRIPTION	PSI	TEMP	LIST PRICE
8.709-384.0	1/2"	150	250°F	\$21.20
8.709-385.0	3/4"	150	250°F	\$26.70
8.709-386.0	1"	150	250°F	\$36.80

CHECK VALVES / BACKFLOW PREVENTOR - T533 MODEL, VACUUM BREAKER

Protects water supply from harmful chemical backflow - will not allow "spike" pressure to push chemicals into supply line. Now required by many city and state regulations.



- Max PSI: 125
- Max Temperature: 180°F
- Machined-Brass Housing, Chrome Plated Finish
- Plastic Diaphragm Check
- 3/4" Female Garden Hose Inlet (with Lock Screw)
- 3/4" Male Garden Hose Outlet

PART NO.	DESCRIPTION	MATERIAL	LIST PRICE
8.705-039.0	Backflow Preventor	Machined Brass Housing	\$12.60

CHECK VALVES - PVC, LOW PSI

Holds pump prime without overloading pump suction.



- PSI: 125
- Cracking Pressure PSI: 1
- Temperature: 180°F
- Choice of Connects
- PVC Plastic Body
- Stainless-Steel Ball Check
- Designed for Harsh Chemical Applications

PART NO.	DESCRIPTION	PSI	TEMP	LIST PRICE
8.709-366.0	1/4" MPT x 1/4" Barb	125	180°F	\$20.60
8.709-367.0	1/4" Barb x 1/4" MPT	125	180°F	\$21.20
8.709-369.0	1/4" Barb x 1/4" Barb	125	180°F	\$21.20
8.709-370.0	3/8" Barb x 3/8" Barb	125	180°F	\$20.60
8.709-373.0	1/2" Barb x 1/2" Barb	125	180°F	\$21.20

*8.709-373.0 has Viton Seals



BALL VALVES - STAINLESS-STEEL, LOW PSI



- PSI: 2000 at Temperature: 180°F
- PSI: 1000 at Temperature: 300°F
- PSI: 300 at Temperature: 350°F
- Full-Flow Ports
- Investment Cast Process
- Two-Piece 316 Stainless Bodies
- Glass-Filled Teflon® Seals

PART NO.	DESCRIPTION	LIST PRICE
8.709-265.0	1/4" F x F, Glass-filled Teflon® Seals	\$88.00
8.709-266.0	3/8" F x F, Glass-filled Teflon® Seals	\$88.00
8.709-268.0	1/2" F x F, Glass-filled Teflon® Seals	\$97.00
8.709-269.0	3/4" F x F, Glass-filled Teflon® Seals	\$126.00

BALL VALVES - FORGED-BRASS, LOW PSI



- PSI: 600
- Temperature: 180°F
- Forged-Brass Body
- Full-Flow Ports
- Teflon® PTFE Seals

SIZE	M X F PART NO.	LIST PRICE	F X F PART NO.	LIST PRICE	M X M PART NO.	LIST PRICE
1/4"	8.709-249.0	\$20.40	8.709-250.0	\$25.80	-	
3/8"	8.709-252.0	\$17.20	8.709-253.0	\$16.70	8.709-254.0	\$17.50
1/2"	8.709-255.0	\$17.90	8.709-256.0	\$17.20	8.709-257.0	\$17.50
3/4"	8.709-258.0	\$24.90	8.709-259.0	\$24.30	8.709-260.0	\$24.90
1"	8.709-261.0	\$67.00	8.709-262.0	\$46.80	8.709-263.0	\$37.80

BALL VALVES - MINI, LOW PSI



- PSI: 600
- 180° Handle Movement
- Forged-Brass Body

SIZE	M X F PART NO.	LIST PRICE	F X F PART NO.	LIST PRICE	M X M PART NO.	LIST PRICE
1/8"	8.709-208.0	\$11.30	8.709-209.0	\$9.80	-	
1/4"	8.709-211.0	\$12.30	8.709-212.0	\$12.30	8.709-213.0	\$11.80
3/8"	8.709-216.0	\$13.50	-		-	

BALL VALVES - NICKEL-PLATED BRASS, LOW PSI



- Threaded FPT Connects
- Chrome-Plated Ball
- Full-Flow Bore
- Seats and Seals have Glass-Filled Teflon®
- Nickel Plated Brass Body

PART NO.	DESCRIPTION	PSI	LIST PRICE
8.709-242.0	1/4", Chrome-plated Ball, Full-flow Bore	710	\$17.20
8.709-243.0	3/8", Chrome-plated Ball, Full-flow Bore	710	\$18.10
8.709-244.0	1/2", Chrome-plated Ball, Full-flow Bore	710	\$21.00
8.709-245.0	3/4", Chrome-plated Ball, Full-flow Bore	570	\$28.70
8.709-246.0	1", Chrome-plated Ball, Full-flow Bore	570	\$42.20
8.709-247.0	1-1/4", Chrome-plated Ball, Full-flow Bore	430	\$72.50
8.709-248.0	1-1/2", Chrome-plated Ball, Full-flow Bore	430	\$83.00
8.709-264.0	2", Chrome-plated Ball, Full-flow Bore	360	\$120.00

BALL VALVES - RKH SERIES - STAINLESS-STEEL, HIGH PSI



- 316 Stainless-Steel Body, Ball and Stem
- Viton O-Rings
- Delrin Ball Seats
- Full Port

PART NO.	FPT	PSI	LIST PRICE
8.709-277.0	3/8" x 3/8"	5880	\$498.00
8.709-280.0	1/2" x 1/2"	5880	\$536.00
8.709-283.0	3/4" x 3/4"	5154	\$674.00
8.709-286.0	1" x 1"	5154	\$1,040.00

BALL VALVES - SHUT-OFF, HIGH PSI



- Max PSI: 3000
- Max Temperature: 176°F
- Nickel Plated Brass Body

PART NO.	DESCRIPTION	PSI	LIST PRICE
8.753-959.0	3/8" FPT x 3/8" FPT	3000	\$91.00
9.113-462.0	3/8" FPT x FPT	5000	\$86.50
9.115-186.0 <small>NEW</small>	1/2" F X 1/2" F	5000	\$131.00

BALL VALVES - BKH SERIES, HIGH PSI



- Rugged Carbon Steel Construction
- 2-Way
- NPT (F x F) Threads
- Blow-Out Proof Stems
- Delrin Ball Seats
- Buna O-Rings

PART NO.	FPT	PSI	LIST PRICE
8.709-274.0	1/4" x 1/4"	7350	\$89.00
8.709-276.0	3/8" x 3/8"	7350	\$96.00
8.709-279.0	1/2" x 1/2"	7350	\$101.00
8.709-282.0	3/4" x 3/4"	5880	\$213.00
8.700-270.0	Replacement Handle (fits all sizes above)		\$31.30
8.700-271.0	Replacement Screw for Handle		\$1.75

BALL VALVES - PVC, LOW PSI

Great for chemical on / off flow control.



- PSI: 125
- Temperature: 140°F
- Flag Handle
- PVC and Nitrile Material
- Chemical and Impact Resistant

PART NO.	DESCRIPTION	PSI	LIST PRICE
8.709-214.0	1/4" Panel Mtg, Barb x Barb	125	\$31.50
8.709-219.0	1/4" In-line, Barb x Barb	125	\$20.70
8.709-220.0	3/8" In-line, Barb x Barb	125	\$21.30

BALL VALVES - STAINLESS-STEEL, LOW PSI, ONE PIECE



- PSI: 800 at Temperature: 300°F
- PSI: 400 at Temperature: 350°F
- Standard Port
- 316 Stainless-Steel Body
- Suitable for Steam

PART NO.	FPT	MATERIAL	LIST PRICE
8.709-287.0	1/4" x 1/4"	316 Stainless-steel Body	\$56.00
8.709-288.0	3/8" x 3/8"	316 Stainless-steel Body	\$52.00
8.709-290.0	3/4" x 3/4"	316 Stainless-steel Body	\$71.00

BALL VALVES - 2940/3830 MINI SERIES, LOW PSI



- PSI: 147 Working Pressure
- Nickel Plated Brass
- Brass Housing-Hex Bar
- Compact Knob Operation
- Designed to fit tight quarters
- Telfon® Seals

PART NO.	DESCRIPTION	LIST PRICE
8.709-270.0	Series 3830 - Nickel Plated Brass, 1/8" x 1/8" FPT	\$18.10
8.709-271.0	Series 3830 - Nickel Plated Brass, 1/4" x 1/4" FPT	\$17.70
8.709-272.0	Series 2940 - Brass, 3/8" x 3/8" FPT	\$18.10
8.709-273.0	Series 2940 - Brass, 1/2" x 1/2" FPT	\$20.70

BALL VALVES - T-601 SERIES COMPACT PVC, LOW PSI



- PSI: 150 Working Pressure
- Temperature: 140°F
- FPT Thread Both Ends
- Easy-Turn Handle
- EPDM Seals - White Body

PART NO.	FPT	LIST PRICE
8.709-233.0	1/4" x 1/4"	\$13.50
8.709-234.0	1/2" x 1/2"	\$10.70
8.709-235.0	3/4" x 3/4"	\$12.00
8.709-236.0	1" x 1"	\$15.80
8.709-237.0	1-1/4" x 1-1/4"	\$21.90
8.709-238.0	1-1/2" x 1-1/2"	\$36.10
8.709-239.0	2" x 2"	\$47.50

BALL VALVES - MODEL 727, 3 WAY



- PSI Max: 500
- Temperature Max: 180°F
- Telfon® Seat & Stainless Handle Screw
- Buna Seals
- Brass

PART NO.	DESCRIPTION	PSI	TEMP	LIST PRICE
8.709-207.0	1/4" M x F x F	500	180°F	\$43.00

BALL VALVES - 454 SERIES, POLYPROPYLENE, LOW PSI

Full port reinforced polypropylene body for strength & chemical resistance.



8.709-222.0 8.709-228.0

- Max PSI: 240 Working Pressure
- Teflon Seats for smooth operation & proper sealing.
- Double EPDM O-Rings in Stem for "No Leak"
- Threaded Mounting Brass Inserts on 1-1/4" - 2" Sizes
- 8mm Mounting Inserts

CHEMICAL METERING VALVES - FLOW SELECTOR, 3 & 4 WAY

3-way and 4-way lever control with brass body.



- 3-Way
- Plumb for 2 Inlets and 1 Outlet or 1 Inlet and 2 Outlets
- 4-Way
- Plumb for 3 Inlets and 1 Outlet or 1 Inlet and 3 Outlets
- Rated Temperature: 180°F

PART NO.	DESCRIPTION	TEMP	LIST PRICE
8.710-108.0	1/4" FPT 3-Way	180°F	\$68.00
8.710-110.0	3/8" FPT 3-Way	180°F	\$73.00
8.710-113.0	1/4" FPT 4-Way	180°F	\$59.00

PART NO.	FPT	LIST PRICE
TWO-WAY BALL VALVES		
8.709-222.0	1/2" x 1/2"	\$39.20
8.709-223.0	3/4" x 3/4"	\$39.90
8.709-224.0	1" x 1"	\$48.90
8.709-225.0	1-1/2" x 1-1/2"	\$85.50
8.709-226.0	2" x 2"	\$109.00
THREE-WAY BALL VALVES		
8.709-227.0	 1/2" x 1/2" x 1/2"	\$49.70
8.709-228.0	3/4" x 3/4" x 3/4"	\$47.70
8.709-229.0	1" x 1" x 1"	\$60.00
8.709-230.0	1-1/4" x 1-1/4" x 1-1/4"	\$96.00
8.709-231.0	1-1/2" x 1-1/2" x 1-1/2"	\$88.50
8.709-232.0	2" x 2" x 2"	\$123.00

CHEMICAL METERING VALVES - SERIES 28, FLOW CONTROL



- PSI: 150
- Rated Temperature: 175°F
- Forged-Brass, Nickel-Plated Body
- Panel Mtg in 17/32" Hole
- Compact Size
- Double-Stem Seal

PART NO.	DESCRIPTION	TEMP	PSI	LIST PRICE
8.710-775.0	1/4", FPT Inlet/Outlet	175°F	150	\$36.70
8.710-776.0	3/8", FPT Inlet/Outlet	175°F	150	\$64.00

CHEMICAL METERING VALVES - BRASS



- PSI: 400 - 450
- Rated Temperature: 100°F
- 1/4" Inlet, Outlet
- Easy-Grip, Fluted Plastic Handle with Pointer
- Brass Body, Viton gland seal eliminates air leaks
- Panel Mount 11/16" or 3/4" Hole
- Extremely Compact T-Style

PART NO.	DESCRIPTION	PSI	LIST PRICE
8.710-773.0	"T" 1/4" F x F, Forged	440	\$45.90
9.802-188.0	"L" 1/4" M x M	440	\$43.70

CHEMICAL METERING VALVES - SERIES 28, FLOW CONTROL



9.802-187.0

9.802-532.0

- PSI: 4000
- GPM: 6
- 1/4" Inlet, Outlet
- Adjusts from off to full flow
- 9.802-187.0 has presettable limiting orifice
- Forged-Brass Body

PART NO.	DESCRIPTION	PSI	LIST PRICE
8.710-771.0	Flow Control	4000	\$41.80
9.802-187.0	Flow Control with Bottom Locking Adjustment	4000	\$76.50
9.802-532.0	Valve, Less Solenoid	4000	\$142.00

CHEMICAL METERING VALVES - FLOW CONTROL



The valve that "seals" (will not suck air).



- PSI: 3500
- Rated Temperature: 195°F
- 28" Vacuum - No Leak
- Viton Gland Seal Isolates Metering Threads from Solution
- Stainless-Steel Needle, Brass Seat
- 1/4" FPT Ports
- Heavy-Duty Brass Bar Stock Body
- Panel Mounts 5/8" Hole
- Large Easy-Grip Four-Lobe Handwheel
- Aluminum or Poly Available

PART NO.	DESCRIPTION	PSI	LIST PRICE
8.904-362.0	Metering Valve, Aluminum Knob	3500	\$36.70
8.904-361.0	Metering Valve, Poly Knob	3500	\$36.10

CHEMICAL METERING VALVES - SUTTNER DUAL - ST-66 MODEL

Chemical flow can be metered and shut off remotely from the injector. With two inlets, it also allows switching from one solution to another.



- Double-Metering Dial with Center OFF
- Panel Mount in Single 5/8" Hole
- Two Input Barbs - for Different Chemicals to Single Outlet Barb

PART NO.	DESCRIPTION	PANEL MOUNTING	LIST PRICE
8.710-779.0	ST-66	Single 5/8" Hole	\$29.60

THERMAL RELIEF VALVE/PUMP PROTECTOR- COMPACT



- With and W/out 90° Hose Barb

PART NO.	SIZE	90° BARB	"TRIP" TEMP	LIST PRICE
8.712-544.0	1/4" MPT	No	145°F	\$31.90
8.712-545.0	3/8" MPT	No	145°F	\$31.30
9.802-181.0	3/8 MPT	Yes	145°F	\$10.40
9.804-025.0	1/4" MPT	Yes	145°F	\$12.60
8.707-250.0	3/8 MPT	Yes	190°F	\$25.10
9.803-670.0	1/2" MPT	Yes	190°F	\$26.30
8.707-256.0	1/2" MPT	Yes	145°F	\$11.10

REGULATOR VALVE - STEAM

For "combo" hot pressure washer / steamer units. The single-turn on / off diverter valve bypasses pump flow to reduce water flow to the coil, creating steam in place of normal hot water.



- PSI: 4000
- Rated Temperature: 175°F
Max Temperature: 300°F
- 1/4" MPT Inlet, Outlet
- Panel Mount in 11/16" or 3/4" Hole
- Machined-Brass Body
- Easy-Grip Plastic Knob

PART NO.	ORIFICE (MM)	PSI	LIST PRICE
8.711-263.0	0.8	4000	\$53.00
8.904-406.0	1.2	4000	\$50.00
8.904-407.0	1.5	4000	\$59.00
8.904-408.0	1.8	4000	\$60.50
8.904-409.0	2.0	4000	\$51.00

THERMAL RELIEF VALVE/ PUMP PROTECTOR



A must for any pump that might ever be left in bypass mode (unloading) for more than 15 seconds. Protects the pump from overheating caused by recirculating water.




- Installs in Bypass Line
- Automotive Style Wax Element
- Automatically Resets at Cool Down to 115°F+
- No Adjustment Required
- 1/8" FPT Side Discharge
- PSI: 125 Inlet Pressure
- GPM: 2.5

PART NO.	INLET	GPM	"TRIP" TEMP	LIST PRICE
8.904-565.0	3/8" MPT	2.5	140°F	\$49.70
8.904-566.0	1/2" MPT	2.5	140°F	\$52.50
8.723-943.0	1/2" MPT	2.5	165°F	\$84.50

RUPTURE DISKS



- Temperature: 225°F
- 3/8" Inlet x 1/2" MPT Outlet
- Prevents dangerous thermal expansion of water in the coil
- Ensures operator safety

PART NO.	DESCRIPTION	MAX PSI	LIST PRICE
9.802-192.0 	Assembly	7000	\$67.00
8.707-381.0	Assembly	8500	\$82.50

THERMAL RELIEF VALVE/PUMP PROTECTOR - TRV



- PSI: 145
- Opens Temperature: 135°F
- Low Profile
- Brass Body
- Plastic-Covered Barb

PART NO.	DESCRIPTION	PSI	LIST PRICE
8.712-547.0	3/8" Inlet, Low Profile, Brass Body	145	\$29.20
8.712-548.0	1/2" Inlet, Low Profile, Brass Body	145	\$31.10


PRESSURE RELIEF VALVES



Commonly referred to as a Pop-Off Valve.



- Temperature: 160°F
- GPM: 10
- MPT Inlets x End Vent Outlets
- Machined Brass
- Automatically Resets
- Prevents pressure overloads, protecting people and equipment

PART NO.	DESCRIPTION	MAX PSI	LIST PRICE
8.722-192.0	1/4", Silver Spring	1200	\$30.40
8.722-193.0	1/4", Red Spring	2400	\$31.00
8.722-194.0	1/4", Orange Spring	3600	\$31.50
8.722-190.0 	3/8", Orange Spring	3600	\$34.20
9.802-191.0	3/8", Blue Spring	5000	\$28.50

AIR VALVE - COIL BLOW OUT



Also good for water tank blowouts as well as blowing out irrigation lines.



- Threaded Connection
- 1/8" Model is Stainless-Steel
- 1/4" Brass Valve
- Valve Cap Included

PART NO.	DESCRIPTION	LIST PRICE
8.705-047.0	Stainless-steel, 1/8" MPT Connect	\$7.50
8.705-048.0	Lead Free Brass, 1/4" MPT Connect	\$8.10

FLOW METERS - VISI - FLOAT



- Installs in Bypass Line
- Automotive Style Wax Element
- Automatically Resets at Cool Down to 115°F+
- No Adjustment Required
- 1/8" FPT Side Discharge
- PSI: 125 Inlet Pressure
- GPM: 2.5
- 2" Scale

PART NO.	GPH	MATERIAL	METERING VALVE	LIST PRICE
8.710-097.0	.6-5	Brass	No	\$120.00
8.710-101.0	2-10	Brass	No	\$135.00
8.710-102.0	2-10	Brass	Yes	\$155.00
8.710-099.0	.6-5	Stainless-steel	No	\$169.00
8.710-100.0	.6-5	Stainless-steel	Yes	\$213.00
8.710-104.0	2-10	Stainless-steel	No	\$142.00
8.710-105.0	2-10	Stainless-steel	Yes	\$207.00

Note: All flow measurements must be on low-pressure side of pump

PRESSURE RELIEF VALVE - EASY-START, HIGH PSI



- Rated PSI: 4050
Permissible PSI: 4500
- Temperature: 176°F
- GPM: 8.0
- 3/8" MPT Inlet
- Hose Barb Outlet (8 mm)
- Machined-Brass Body
- Stainless-Steel Spring and Ball

PART NO.	DESCRIPTION	GPM	PSI	LIST PRICE
8.709-867.0	Easy-Start Valve	8.0	4500	\$35.40

PRESSURE GAUGES - PORT KIT



- PSI: 5000 Cold Water
- 1-3/4" Gauge
- 3/8" QC Socket
- 3/8" QC Plug

PART NO.	DESCRIPTION	QC SOCKET / PLUG	LIST PRICE
8.712-208.0	Pressure Gauge Kit	3/8" / 3/8"	\$43.80

PRESSURE RELIEF VALVE - EASY-START, LOW PSI



- Temperature: 195°F
- Machined-Brass Housing
- GPM: 8.0
- Stainless-Steel Internals

PART NO.	DESCRIPTION	INLET / OUTLET	PSI	LIST PRICE
9.804-065.0	Easy-Start Valve	1/4" MPT, 1/8" FPT	5000	\$31.00
9.802-190.0	Easy-Start Valve	3/8" MPT, 1/8" FPT	5000	\$32.20
8.709-865.0	Easy-Start Valve	3/8" MPT, 1/4" Barb	4100	\$29.60
8.709-866.0	Easy-Start Valve	3/8" MPT, 1/8" FPT	3500	\$43.50
9.802-137.0	Hose Barb (only) - 1/4" Barb x 1/8" MPT			\$1.55

PRESSURE GAUGES - 100 SERIES PNEUMATIC



- Black Lacquered Steel Case
- Bronze Bourdon Tube
- Dry Gauge
- 1/4" NPT Brass Mounting Stem
- Accuracy + 3-2-3%

PART NO.	PRESSURE RANGE	MOUNTING STEM	LIST PRICE
2" BOTTOM MOUNT			
8.710-307.0	0-60	1/4" NPT Brass	\$12.40
8.710-308.0	0-100	1/4" NPT Brass	\$12.40
8.710-309.0	0-200	1/4" NPT Brass	\$12.90
8.710-310.0	0-300	1/4" NPT Brass	\$12.80

PRESSURE GAUGE - FUEL / OIL



- PSI: 0-200
- Perfect for Testing Burner Pump Fuel Pressure
- Metal Housing
- 2" Bottom Mount, 1/4" NPSM

PART NO.	DESCRIPTION	PRESSURE RANGE	LIST PRICE
8.700-738.0	Fuel Oil Pressure Gauge	0-200 PSI	\$18.20

NOTE: NPSM - American National Straight Pipe Threads

PRESSURE GAUGES - ABS, CORROSION-RESISTANT



- 2-1/2", Bottom Mount
- Acid and Alkali Proof Plastic Case
- 1/4" NPT Brass Mounting Stem
- Accuracy, Dry: + 3-2-3%
- Accuracy, Filled: + 1.5%
- Bronze Bourdon Tube

PART NO.	PRESSURE RANGE	MOUNTING STEM	LIST PRICE
8.710-293.0	0-200 PSI	1/4" NPT Brass	\$33.90
8.710-294.0	0-300 PSI	1/4" NPT Brass	\$33.10
8.710-295.0	0-1000 PSI	1/4" NPT Brass	\$33.70
8.710-296.0	0-2000 PSI	1/4" NPT Brass	\$37.60
8.710-297.0	0-3000 PSI	1/4" NPT Brass	\$32.90
8.710-299.0	0-5000 PSI	1/4" NPT Brass	\$33.70

PRESSURE REGULATOR, WATER 2-WAY



- PSI: 10 - 125
- 3/8" Valve
- Lowers city water pressure for better machine performance

PART NO.	DESCRIPTION	PSI	LIST PRICE
8.707-248.0	Pressure Regulator	10-125	\$477.00

PRESSURE GAUGES - VACUUM - STAINLESS-STEEL



- Black Lacquered Steel Case
- Bronze Bourdon Tube
- Dry Gauge
- 1/4" NPT Brass Mounting Stem
- Accuracy + 3-2-3%

PART NO.	DESCRIPTION	LIST PRICE
2-1/2" BACK MOUNT WITH BRONZE INTERNALS		
8.710-246.0	30Hg - 0 Vacuum Gauge	\$38.00
MOUNTING HARDWARE FOR BACK MOUNT GAUGES		
8.710-223.0	U-Bracket, Mounting	\$7.75
8.710-228.0	3-Hole Flange, Mounting	\$8.20

PRESSURE GAUGES - STAINLESS-STEEL



- AISI 304 Stainless-Steel Case
- Bronze Bourdon Tube
- 99.5% Pure Glycerin Filled
- PSI and Bar Dual Scale
- 1/4" NPT Brass Mounting Stem
- Convex Magnifying Lens for Easy Readings
- Steel Needle and Peg
- Accuracy + 1.5%

PART NO.	PRESSURE RANGE	MOUNTING STEM	LIST PRICE
----------	----------------	---------------	------------

2-1/2" BOTTOM MOUNT WITH BRONZE INTERNALS

8.710-270.0	0-100 PSI	1/4" NPT Brass	\$29.10
8.710-272.0	0-200 PSI	1/4" NPT Brass	\$30.40
8.710-273.0	0-300 PSI	1/4" NPT Brass	\$35.40
8.710-276.0	0-500 PSI	1/4" NPT Brass	\$31.10
8.710-278.0	0-1000 PSI	1/4" NPT Brass	\$20.70
8.710-280.0	0-2000 PSI	1/4" NPT Brass	\$20.70
8.710-281.0	0-3000 PSI	1/4" NPT Brass	\$33.90
8.710-283.0	0-4000 PSI	1/4" NPT Brass	\$29.60
9.804-017.0	0-5000 PSI	1/4" NPT Brass	\$31.70
8.710-286.0	0-6000 PSI	1/4" NPT Brass	\$31.10
9.804-001.0	0-10,000 PSI	1/4" NPT Brass	\$38.00

2-1/2" BACK MOUNT WITH BRONZE INTERNALS

8.710-250.0	0-100 PSI	1/4" NPT Brass	\$34.80
8.710-254.0	0-500 PSI	1/4" NPT Brass	\$35.40
8.710-256.0	0-1000 PSI	1/4" NPT Brass	\$38.00
8.710-257.0	0-2000 PSI	1/4" NPT Brass	\$38.00
8.710-258.0	0-3000 PSI	1/4" NPT Brass	\$38.00
8.710-259.0	0-4000 PSI	1/4" NPT Brass	\$38.00
8.712-149.0	0-5000 PSI	1/4" NPT Brass	\$40.90
8.712-150.0	0-6000 PSI	1/4" NPT Brass (Includes bracket)	\$39.40
8.710-262.0	0-6000 PSI	1/4" NPT Brass	\$38.00
9.804-013.0	0-10,000 PSI	1/4" NPT Brass	\$51.50

MOUNTING HARDWARE FOR BACK MOUNT GAUGES

8.710-223.0	U-Bracket, Mounting	1/4" NPT Brass	\$7.75
8.710-228.0	3-Hole Flange, Mounting	1/4" NPT Brass	\$8.20

PRESSURE GAUGES / TEMPERATURE TEST SET

Convenient test set provides both pressure and temperature check with one easy quick coupled connection at outlet of unloader or coil.



- Test Set 5000
500°F Thermometer
5000 PSI Pressure Gauge for Systems up to 2000 PSI
- Test Set 10,000
500°F Thermometer
10,000 PSI Pressure Gauge for Systems up to 5000 PSI

PART NO.	DESCRIPTION	LIST PRICE
8.904-559.0	Test Set 5000 (0-2500 PSI Systems)	\$175.00
8.904-558.0	Test Set 10,000 (0-5000 PSI Systems)	\$146.00

THROTTLE CONTROL - SPEEDMASTER

Stop overworking the engine and pump during bypass. Decelerator reduces engine speed when pump head pressure drops below 215 PSI, reduces flow during bypass, slows recirculation heat build-up.



- PSI: 3500
- Temperature: 300°F
- A Major System Saver for Gas Engine Units
- Machined-Brass Body
- Stainless-Steel Gland Components
- 1/4" Male Connect
- Viton Seals
- 42" Lined and Covered Control Cable
- Engine Speeds Infinitely Adjustable for "Fine Tuned" System Performance

PART NO.	DESCRIPTION	LIST PRICE
8.903-840.0	Throttle Control	\$199.00

VOLTMETERS



- Designated for OEM or Replacement
- Accuracy to + 5%
- Metal Case
- Rugged and Weather-Resistant
- Bright Stainless Bezel
- Utilize as Constant Monitor or as Test Instruments
- Fits 2-1/16" Mounting Hole

PART NO.	DESCRIPTION	LIST PRICE
8.712-159.0	Voltmeter 120V	\$70.00

TACH/HR METER



PART NO.	DESCRIPTION	LIST PRICE
8.904-540.0	12VDC,SENDEC W/Magnet Tool	\$54.50

TEMPERATURE GAUGE

Dial thermometers.



- 3" Diameter Dial - Stainless-Steel Case
- Shatter-Resistant Polycarbonate Lens
- Stainless-Steel Stem (2.5")
- 1/2" MPT Connector
- Accuracy to within 3% of Dial Range (50-500=+ 6.8°F)

PART NO.	DESCRIPTION	LIST PRICE
8.712-488.0*	Temp Gauge +50° to 500°F	\$47.00

*"Thermwell" to be used with dial thermometers in systems over 300 PSI. For best results, fill Thermwell with liquid silicon or glycol to increase sensitivity and accuracy of readings.

TEMPERATURE GAUGE - THERM WELL

For use with above temperature gauge.



- PSI: 2000 Collapse Protection
- 1.75" Immersion Length
- Stainless-Steel, 3/4" MPT x 1/2" FPT

PART NO.	DESCRIPTION	LIST PRICE
8.712-489.0	Thermwell for 8.712-488.0	\$48.80

- Elapsed Time
- No Battery Required
- Digital Quartz Accuracy (+ .02%)
- Extremely Rugged and Tamperproof
- Sealed from Dirt and Moisture
- Requires 2" Panel Cutout

PART NO.	DESCRIPTION	LIST PRICE
8.749-183.0	EL 5-80V AC/DC 50/60 Hz	\$55.50
9.802-283.0	24-240V AC - Rectangle	\$64.00
8.904-540.0	Tach/Hour 12V DC with Magnet Tool	\$54.50



BRIGGS & STRATTON ENGINES - GASOLINE

Briggs & Stratton's top-of-the-line engines have proven performance in the pressure washer industry. They contain the power to complete any job faster and easier with less wear and tear on major engine components.



- Easy, Quick-Starting
- OilGaurd® Low-Oil Shutdown
- State-of-the-Art Carburetion System
- Large Fuel Tank

PART NO.	HP	SHAFT DIA	START	CHARGE RATE	FUEL TANK	MODEL NO.	LIST PRICE
8.754-819.0	18	1"	Electric	20 Amp	N/A	Vanguard	\$2,580.00

Note: Mufflers for the above engine are sold separately. See Briggs & Stratton Engine Parts section below.

BRIGGS & STRATTON ENGINE PARTS


Genuine Briggs & Stratton replacement parts are available. Please provide engine model / type / code to ensure proper fit of replacement parts. All are authorized manufacturer replacement parts.



PART NO.	DESCRIPTION	LIST PRICE
8.701-826.0	Briggs 16/18 HP Vanguard, Oil Filter	\$27.10
8.701-820.0	Briggs 5 HP Industrial, Air Filter	\$23.00
8.701-823.0	Briggs 16/18 HP Vanguard, Air Filter	\$35.40
8.718-021.0	Sparkplug, Vanguard, RC12YC	\$11.20

HONDA ENGINE PARTS

Original Honda replacement parts from the factory. Filters are a great add-on to every service order. All are authorized manufacturer replacement parts.



PART NO.	DESCRIPTION	LIST PRICE
8.701-830.0	Honda 18/20 HP, Oil Filter	\$24.50
8.701-764.0	Honda GX160, Air Filter	\$52.50
8.701-780.0	Honda GX240/270, Air Filter	\$56.00
8.701-781.0	Honda GX340, Air Filter	\$80.50
8.701-782.0	Honda GX610/620, Air Filter (old style)	\$117.00
8.701-783.0	Honda GX610/620, Air Filter (new style)	\$104.00
8.718-117.0	Honda GX All, Sparkplug	\$10.40
8.750-737.0	Honda M20-1.50 X 3/8 FPT, Adapter	\$32.70

ENGINES - KOHLER LOMBARDINI - DIESEL

Kohler Lombardini water cooled diesel engines provide superior power and quiet operation.



- Diesel Powered
- Water Cooled

PART NO.	HP	SHAFT DIA	START	CHARGE RATE	FUEL TANK	MODEL NO.	LIST PRICE
8.753-906.0	26.8	1-1/2"	Electric	N/A	No	LDW1003, Water Cooled	\$13,290.00

ENGINE PARTS - KOHLER LOMBARDINI

Factory direct Kohler parts. All are authorized manufacturer replacement parts.



PART NO.	DESCRIPTION	ENGINE MODEL	LIST PRICE
8.717-912.0	Oil Filter	LDW602/903/1003	\$91.00
8.717-915.0	Air Filter	LDW602/903/10003	\$100.00
8.717-909.0	Fuel Filter	LDW602/903/1003	\$87.00

STARTER SOLENOID - 12V DC

Universal type used on many lawn and garden tractors and mowers.



- Double Terminal - 5/16", 24 Studs
- Same as used on 16 HP B & S Vanguard Engines
- Rated for Intermittent Duty (i.e. for starting small gasoline engines)

VOLTAGE REGULATOR - HEAVY-DUTY 15V



- Eliminates need for battery on 12 volt recoil hot water washers

PART NO.	DESCRIPTION	LIST PRICE
8.701-691.0	12V DC Starter	\$30.00

PART NO.	DESCRIPTION	LIST PRICE
9.802-531.0	Regulator, Voltage 15 Volts	\$313.00

KEYED IGNITION SWITCH - 12V DC



- Universal Style / 5 Pole
- Off / On Start (Spring Back to On)
- Panel Nut and Star-Lock Washer
- Two keys included
- Has two auxiliary circuits
- Universal - used for small engine controls on many lawn and garden tractors, mowers

PART NO.	DESCRIPTION	LIST PRICE
8.701-689.0	Keyed Ignition Switch, 5 Pole	\$40.50
8.701-690.0	Keyed Ignition Switch, 6 Pole	\$104.00

BALDOR MOTORS - C-FACE OPEN DRIP PROOF (ODP)

Built to "industrial" specifications.



PART NO.	MOTOR HP	RPM	SHAFT DIA	BOLT CIRCLE	FRAME C-FACE	FULL LOAD AMPS	VOLTAGE	MODEL	LIST PRICE
SINGLE-PHASE MOTORS									
9.107-929.0	2.0	1725	5/8"		56C	16.4/8.2	115/230	EPCL1322M	\$1,320.00
8.709-754.0	3.0	3450	5/8"	5-7/8"	56C	13.7/12.5	208/230	35K316Y771A4	\$1,025.00
8.709-723.0	3.0	1725	5/8"	5-7/8"	184CZ	32/16	115/230	36G309-2761	\$1,435.00
8.709-727.0	4.0	1725	5/8"	5-7/8"	182CZ	17.5/16	208/230	36G551X401G1	\$1,565.00
8.709-728.0	4.0	3450	5/8"	5-7/8"	56C	38/21/19	115/208/230	35K316S276G1	\$1,030.00
8.709-730.0	5.0	1725	1-1/8"	7-1/4"	184TC	25/23	208/230	CL1410TM	\$1,480.00
8.709-731.0*	5.0	3450	5/8"	5-7/8"	56HCY	24/23	208/230	PCL1327M	\$1,100.00
8.709-733.0	6.0	1725	1-1/8"	7-1/4"	184TCZ	26	230	36G601X288G1	\$1,775.00
8.709-734.0	7.5	1725	1-1/8"	7-1/4"	215C	36/33	208/230	37N007X177G1	\$2,435.00

* SPECIAL MOTOR/ODTF- OPEN DRIP PROOF TANDEM FAN

BALDOR MOTORS - OPEN DRIP PROOF (ODP)

Industrial-grade motors built specifically to meet or exceed the demands for the pressure washer industry.



■ The Industry Standard

■ U.L. Listed







1 Phase, 56 Frame



1 Phase, 184T Frame



3 Phase, 184T Frame

PART NO.	MOTOR HP	VOLTAGE	RPM	SHAFT DIA	FRAME	FULL LOAD AMPS	MODEL	LIST PRICE
SINGLE-PHASE MOTORS								
9.804-516.0	1.5	115V	1725	5/8"	56C	13.6	35R735R770G1	\$754.00
8.754-709.0 	2.0	115V	1750	5/8"	56C	16.4	35E3197L171G1	\$954.00
8.754-710.0	2.0	115/230V	3470	5/8"	56C	15.6/7.8	35U075L138G1	\$961.00
9.107-929.0	2.0	115/230V	1725	5/8"	56C	16.4/8.2	EPCL1322M	\$1,320.00
8.715-158.0	2.3	115V	1750	5/8"	56C	18	35Q899R328G1	\$853.00
8.709-751.0	3.0	115/230V	1725	1-1/8"	184T	32/16	L1408TM	\$1,230.00
8.715-090.0	3.0	208/230V	1725	5/8"	56HC	12.5	35M895T356	\$734.00
8.715-144.0*	5.0	200V	3450	3/4"	56CZ	24.5	35V142R510G1	\$1,035.00
8.715-146.0	5.0	208/230V	3450	3/4"	56CZ		35L358S214G1	\$1,000.00
8.709-759.0*	5.0	208/230V	3450	5/8"	56/56H	23/24	PL1327M	\$1,015.00
8.709-757.0*	5.0	208/230V	1725	1-1/8"	184T	25/23	L1410TM	\$1,445.00
8.715-091.0	5.0	230V	1725	7/8"	184TCZ	23	36L306W903G1	\$1,825.00
8.715-142.0 	5.0	230V	1725	1-1/8"	182TZ	23	36J800X811	\$1,195.00
9.802-337.0	6.2	200V	1725	1-1/8"	184TZ	30.7	36J468Y852	\$1,535.00
9.802-336.0** 	6.2	230V	1725	1-1/8"	184TZ	26	36K907T466	\$1,420.00
8.715-102.0 	7.5	230V	1725	1-3/8"	215TZ	31	37H404W885G1	\$2,175.00
8.715-163.0	8.2	208V	1740	1-3/8"	215T	36.5	37H847Y711G1	\$2,325.00
8.715-165.0	8.2	230V	1740	1-3/8"	215T	34.5	37H847Y712	\$2,145.00
8.715-168.0	8.2	230V	3450	1-1/8"	184T	32.8	36E002Y277G1	\$1,770.00
8.725-973.0	8.2	230V	1740	1-3/8"	215T	34.5	37L276Y712G1	\$2,320.00
THREE-PHASE MOTORS								
8.751-009.0**	5.0	575V	1750	1-1/8"	184T	5.3	EM3218T-5	\$1,645.00
8.751-004.0**	6.2	208-230/460	1750	1-1/8"	184T	17.6-17.4/8.7	36G548S590G1	\$1,550.00
8.751-014.0**	7.5	208-230/460	1770	1-3/8"	213T	20.4-19.4/9.7	EM3311T	\$1,945.00
8.750-999.0**	8.2	208-230/460	1770	1-3/8"	215T	22.2/11.1	37F614S938G1	\$1,995.00
8.751-005.0**	8.2	575V	3450	1-1/8"	184T	7.4	36G548S515G1	\$1,790.00

Note: Amp draw ratings require adequate wire size and full voltage to apply. Full load Amp ratings apply only when full rated.
 * SPECIAL MOTOR/ODTF- OPEN DRIP PROOF TANDEM FAN ** OPSB = Additional slotted bands to vent the heat.

MOTORS - TOTALLY ENCLOSED FAN COOLED (TEFC)

Featuring heavy-gauge steel frames, ball bearings, welded base and "snap-action" starting for reliability. Built to industrial specifications.



PART NO.	MOTOR HP	RPM	SHAFT DIA	BOLT CIRCLE	FRAME / C-FACE	FULL LOAD AMPS	VOLTAGE	MODEL	LIST PRICE
SINGLE-PHASE MOTORS									
8.709-767.0	1.5	1725	5/8"	5-7/8"	56C	12/6	115/230	PCL3514M	\$787.00
8.723-881.0	2.0	1725	5/8"		56C	17.6/8.8	115/230	35W249T988G1	\$936.00
8.709-774.0	2.0	3450	5/8"	5-7/8"	56C	17.6/8.8	115/230	PCL3515M	\$851.00
8.709-779.0	3.0	3450	5/8"	5-7/8"	56C	13.7/12.5	208/230	PCL3519M	\$1,020.00
8.709-784.0	5.0	1725	1-1/8"	7-1/4"	184TC	23	230	CL3612TM	\$1,890.00
8.709-737.0	7.5	1725	1-1/8"	7-1/4"	215C	34.1/30.8	208/230	37H209T032	\$2,780.00
8.709-793.0	10.0	1740	1-3/8"		215T	38	230	L3712T	\$4,240.00
THREE-PHASE MOTORS									
8.751-318.0	5.0	1750	1-1/8"	7-1/4"	184TC	13.9-13.4/6.7	208-230/460	CEM3615T	\$2,175.00
8.751-016.0	10.0	1770	1-3/8"		215T	25.4-24/12	208-230/460	EM3714T	\$2,060.00

MOTORS - A.O. SMITH - PRESSURE WASHER - OPEN DRIP PROOF (ODP)

Excellent power efficiency.



PART NO.	MOTOR HP	RPM	SHAFT DIA	BOLT CIRCLE	FRAME / C-FACE	FULL LOAD AMPS	VOLTAGE	MODEL	LIST PRICE
SINGLE-PHASE MOTORS									
8.709-808.0	6.0	3600	7/8"	5-7/8"	56Y	22.0	208/230	B869	\$1,095.00

REFERENCE / CALCULATION GUIDE

Conversion Factors	Horsepower (HP) Equations	QUESTIONS AND ANSWERS
1 inch = 25.4 mm	HP = $\frac{\text{GPM X PSI}}{1460}$	How fast do I turn my pump to give me a desired GPM?
1 cm = 0.394 inch	PSI = $\frac{\text{HP X 1460}}{\text{GPM}}$	Required RPM = $\frac{(\text{Desired GPM} \times \text{Rate RPM})}{\text{Rated GPM}}$
1 gal H2O = 8.33 lbs.	GPM = $\frac{\text{HP X 1460}}{\text{PSI}}$	How fast do I turn my pump to give me a desired GPM?
1 oz. = 23.35 gram		Pump Pulley Diameter = $\frac{\text{Motor Pulley Diameter} \times \text{Motor RPM}}{\text{Pump RPM}}$
1 gal = 3.79 liter		
1 liter = 0.2642 gal		



MOTORS - WEG - PRESSURE WASHER

Built to industrial specifications.



- Rolled Steel Platform



PART NO.	MOTOR HP	SHAFT DIA	FRAME	FULL LOAD AMPS	VOLTAGE	MODEL	LIST PRICE
MOTORS- WEG-PRESSURE WASHER- OPEN DRIP PROOF (ODP) - THREE-PHASE MOTORS							
8.756-425.0	5.0	1-1/8"	182/4T	14.0-12.7/6.33	190/380/208-230/460	005180T3E184T-S	\$1,080.00
8.755-598.0	5.0	1-1/8"	182/4T	14.6	200	005180T3P184T-S	\$1,135.00
8.755-604.0	7.5	1-3/8"	213/5T	20.5-18.5/9.25	190/380/208-230/460	007180T3E213T-S	\$1,040.00
8.755-606.0	7.5	1-3/8"	213/5T	21.0	200	007180T3P213T-S	\$1,490.00
8.755-599.0	10.0	1-3/8"	213/5T	28.5	200	010180T3P215T-S	\$1,835.00
8.755-605.0	10.0	1-3/8"	213/5T	27.4-24.8/12.4	190/380/208-230/460	010180T3E215T-S	\$1,575.00
8.755-600.0	15.0	1-5/8"	254/6T	42.2	200	015180T3P254T-S	\$2,340.00
8.755-601.0	20.0	1-5/8"	254/6T	56.8	200	020180T3P256T-S	\$2,605.00
8.756-431.0	20.0	1-5/8"	254/6T	55.3-50.0/25.0	208-230/460	020180T3E256T-S	\$2,600.00
MOTORS- WEG-PRESSURE WASHER- TOTALLY ENCLOSED FAN COOLED (TEFC) - SINGLE-PHASE MOTORS							
8.759-044.0	1.5	5/8"	56C		115/230	1750	\$938.00
8.759-045.0	2.0	5/8"	56C	16.2/8.12	115/230	1725	\$954.00
8.759-046.0	3.0	5/8"	56C		208/230	1725	\$1,130.00
8.759-047.0	5.0	1 1/8"	182/4T	22.7	200	1755	\$1,550.00
8.759-048.0	5.0	1 1/8"	182/4T	20.4	230	1755	\$1,460.00
8.759-049.0	5.0	3/4"	182/4TCZ		230	1755	\$2,180.00
8.759-053.0	6.2	1 1/8"	182/4TZ	27.7	200	1750	\$2,030.00
8.759-054.0	6.2	1 1/8"	182/4TZ	24.3	230	1750	\$2,010.00
8.759-057.0	7.5	1 1/8"	213/5TZ	33.1	200	1745	\$2,255.00
8.759-067.0	10.0	1 3/8"	213/5TZ		200	1750	\$2,720.00
8.759-069.0	10.0	1 3/8"	213/5TZ		230	1740	\$2,140.00
MOTORS- WEG-PRESSURE WASHER- TOTALLY ENCLOSED FAN COOLED (TEFC) - THREE-PHASE MOTORS							
8.759-050.0	5.0	1 1/8"	182/4T	14.9	200	1750	\$1,080.00
8.759-051.0	5.0	1 1/8"	182/4T	13.0/6.49	230/460	1750	\$1,070.00
8.759-052.0	5.0	1 1/8"	182/4T	5.19	575	1750	\$1,080.00
8.759-056.0	6.2	1 1/8"	182/4T		230/460	1740	\$1,210.00
8.759-059.0	7.5	1 3/8"	213/5T		200	1770	\$1,710.00
8.759-061.0	7.5	1 3/8"	213/5T		575	1770	\$1,830.00
8.759-064.0	8.2	1 3/8"	213/5T		200	1770	\$1,865.00
8.759-065.0	8.2	1 3/8"	213/5T		230/460	1770	\$1,865.00
8.759-066.0	8.2	1 3/8"	213/5T		575	1770	\$1,865.00
8.759-070.0	10.0	1 1/8"	213/5T	28.1	200	1760	\$2,010.00
8.759-071.0	10.0	1 1/8"	213/5T	24.4/12.2 A	230/460	1760	\$1,990.00
8.759-072.0	10.0	1 1/8"	213/5T	9.76	575	1760	\$2,010.00
8.759-073.0	15.0	1 3/8"	254/6T	41.9	200	1770	\$2,795.00
8.759-074.0	15.0	1 3/8"	254/6T	36.4/18.2 A	230/460	1770	\$2,780.00
8.759-075.0	15.0	1 3/8"	254/6T	14.6	575	1770	\$2,805.00
8.759-076.0	20.0	1 3/8"	254/6T	56.8	200	1765	\$3,305.00
8.759-077.0	20.0	1 3/8"	254/6T	49.4/24.7 A	230/460	1765	\$3,275.00
8.759-078.0	20.0	1 3/8"	254/6T	19.8	575	1765	\$3,315.00

SMALL ENGINE TEST EQUIPMENT



SPARK TESTER

- Connects between plug and plug wire
- Totally Contained Spark
- Engine will run with tester attached
- Neon test light verifies proper ignition
- Handy tool allow safe, easy visual inspection of ignition output



COMPRESSION TESTER

- Designed for small engines
- 2-1/2" dial reads up to 300 PSI
- 12" flexible hose to reach spark plug holes
- Adapters for 14 mm and 18 mm spark plug holes
- Built-in pressure holding / release valves

PART NO.	DESCRIPTION	LIST PRICE
8.701-680.0	Spark Tester	\$27.90
8.701-682.0	Compression Tester	\$102.00

COUPLERS SECTIONS - BROWNING / LOVEJOY

Listed as individual coupler sections (half) to allow flexibility in design. For complete coupler select: Bore size for motor + Bore size for pump + Spider = Complete Coupler.

Please Note: Select halves from same series as listed in groups below. (e.g. All "090/095", "099/100")



PART NO.	DESCRIPTION	BORE	LIST PRICE
090/095 SERIES: UP TO 3 HP ELECTRIC OR 4 HP GAS			
8.709-620.0	Coupler Half	24 mm	\$33.00
8.709-634.0	Coupler Half	3/4" (090)	\$21.00
8.709-639.0	Buna Spider for 090 (STD)		\$20.60
099/100 SERIES: UP TO 5-7 1/2 HP ELECTRIC OR 5-13 HP GAS			
8.709-626.0	Coupler Half	3/4" (100)	\$64.00
8.709-625.0	Coupler Half	20 mm (100)	\$86.00
8.709-627.0	Coupler Half	24 mm (099)	\$67.00
8.709-628.0	Coupler Half	24 mm (100)	\$93.50
8.709-629.0	Coupler Half	1" (100)	\$62.50
8.709-632.0	Coupler Half	1-1/8" (100)	\$64.50
8.709-637.0	Coupler Half	1-3/8" (100)	\$65.50
8.709-633.0	Buna Spider for 099/100 (STD)		\$35.10

PULLEY BUSHINGS

Split taper "H"



- Split Taper, Malleable Iron
- Keyed to Both Shaft and Hub
- Highest Torque Carrying Capacity

PART NO.	SIZE	LIST PRICE
MOTOR / ENGINE BUSHINGS		
9.802-397.0	H X 5/8"	\$22.60
9.803-897.0	H X 3/4"	\$21.30
8.715-633.0	H X 7/8"	\$21.30
9.802-399.0	H X 1"	\$22.60
9.802-400.0	H X 1-1/8"	\$21.80
9.802-401.0	H X 1-3/8"	\$22.60
8.715-638.0	H X 1-3/8" - 6B, Spline	\$56.00
PUMP BUSHINGS		
8.711-118.0	H X 20 mm	\$18.70
8.711-119.0	H X 22 mm	\$15.30
9.802-402.0	H X 24 mm	\$22.20
9.802-403.0	H X 25 mm	\$23.20
8.715-646.0	H X 30 mm	\$30.40
8.711-124.0	H X 32 mm	\$12.30
8.711-125.0	H X 35 mm	\$19.90

PULLEYS

Fits Interpump, General and Admiral XLS, XDS Series pumps, plus XD3040, XD3047, XD3047, XD3055 and XD3065.



- Double Groove
- 2 x A Groove
- 24 mm Bore

PART NO.	OD	LIST PRICE
8.711-115.0	4.0"	\$116.00
8.711-116.0	5.5"	\$84.00
8.711-117.0	6.3"	\$86.50

V-BELTS - SUPER "GRIPNOTCH"



- Full Line of Belts
- "V"-notched for longer life and better performance

PART NO.	SIZE	LIST PRICE	PART NO.	SIZE	LIST PRICE
8.715-669.0	AX26	\$11.60	8.715-698.0	BX37	\$21.30
8.715-671.0	AX28	\$14.20	8.710-745.0	BX38	\$21.90
8.715-672.0	AX29	\$14.20	9.802-418.0	BX39	\$24.50
8.715-673.0	AX30	\$14.20	8.715-701.0 	BX40	\$24.50
9.804-026.0	AX31	\$14.80	8.715-702.0	BX41	\$24.50
9.803-896.0	AX33	\$15.50	9.802-419.0	BX42	\$26.50
9.802-407.0	AX34	\$15.50	9.802-420.0	BX43	\$27.90
9.803-683.0	AX35	\$16.10	9.802-421.0	BX44	\$29.00
9.802-408.0	AX36	\$16.20	8.710-756.0	BX45	\$33.10
9.802-409.0	AX37	\$17.30	8.715-706.0	BX46	\$31.00
9.802-410.0	AX38	\$17.30	8.715-707.0	BX47	\$28.50
9.803-543.0	AX39	\$17.30	8.715-708.0	BX48	\$31.60
9.804-005.0	AX40	\$18.10	8.710-761.0	BX49	\$29.60
8.715-682.0	AX41	\$18.10	8.715-709.0	BX50	\$33.70
9.802-411.0	AX42	\$18.80	8.715-710.0	BX51	\$35.40
8.715-684.0	AX46	\$19.50	8.715-712.0	BX54	\$39.10
9.802-412.0 	BX22	\$19.00	8.710-766.0	BX56	\$49.90
9.802-413.0	BX32	\$18.10	8.715-711.0	BX52	\$40.50
9.802-415.0	BX35	\$18.80	8.715-713.0	BX68	\$55.00
9.802-416.0 	BX36	\$20.70			

PULLEYS- SHEAVES

High-quality, cast-iron pulleys, Cast design. All sizes available.



AK Pulley



2AK Pulley



BK Pulley



2BK Pulley



3TB Pulley

PART NO.	SIZE	OD	LIST PRICE
8.715-517.0	AK21*	2.10"	\$21.80
8.715-519.0	AK23*	2.30"	\$8.60
9.804-028.0	AK28*	2.80"	\$28.20
8.715-527.0	AK32H	3.25"	\$19.50
8.715-530.0	AK34H	3.45"	\$37.60
9.803-898.0	AK39H	3.75"	\$46.10
9.802-369.0	AK74H	7.25"	\$84.00
8.715-538.0	AK84H	8.25"	\$70.00
8.715-539.0	AK89H	8.75"	\$54.00
9.802-371.0	2AK32H	3.25"	\$76.00
9.804-047.0	2AK34H	3.45"	\$38.70
8.715-546.0	2AK44H	4.25"	\$86.50
8.715-547.0	2AK46H	4.60"	\$87.00
8.715-548.0	2AK49H	4.75"	\$90.00
8.715-549.0	2AK51H	4.95"	\$96.00
9.802-372.0	2AK54H	5.25"	\$102.00
8.715-555.0	2AK64H	6.25"	\$120.00
9.802-374.0	2AK74H	7.25"	\$113.00
9.802-375.0	2AK84H	8.25"	\$141.00
9.803-548.0	2AK94H	9.25"	\$140.00
8.715-560.0	BK30H	3.30"	\$35.50
9.802-377.0	BK32H	3.35"	\$50.00
9.802-378.0	BK34H	3.55"	\$48.70
9.802-379.0	BK36H	3.75"	\$53.50
8.715-566.0	BK40H	3.95"	\$53.50
8.710-823.0	BK47K	4.45"	\$75.00
8.710-831.0	BK52H	4.95"	\$71.50

PART NO.	SIZE	OD	LIST PRICE
8.710-837.0	BK60H	5.75"	\$77.50
8.715-568.0	BK65H	6.25"	\$39.40
8.715-570.0	BK70H	6.75"	\$80.00
8.715-571.0	BK75H	7.25"	\$32.20
9.802-380.0	BK80H	7.75"	\$71.50
8.715-573.0	BK85H	8.25"	\$98.00
8.715-574.0	BK90H	8.75"	\$103.00
8.715-576.0	2BK32H	3.35"	\$80.50
9.802-382.0	2BK34H	3.55"	\$89.00
9.802-383.0	2BK36H	3.76"	\$108.00
9.802-384.0	2BK40H	3.95"	\$89.50
9.802-385.0	2BK45H	4.25"	\$102.00
8.715-582.0	2BK47H	4.45"	\$81.00
8.715-583.0	2BK50H	4.75"	\$83.00
9.802-386.0	2BK52H	4.95"	\$107.00
8.715-585.0	2BK55H	5.25"	\$109.00
9.803-299.0	2BK57H	5.45"	\$118.00
9.802-387.0	2BK60H	5.75"	\$124.00
9.804-060.0	2BK65H	6.25"	\$106.00
9.802-388.0	2BK67H	6.45"	\$121.00
8.715-591.0	2BK70H	6.75"	\$135.00
9.802-389.0	2BK80H	7.75"	\$126.00
8.715-593.0	2BK90H	8.75"	\$136.00
9.802-391.0	2BK100H	9.75"	\$197.00
9.802-392.0	3TB34	3.75"	\$111.00
9.802-394.0	3TB40	4.35"	\$136.00



BURNERS - BECKETT - 115V / 230V



- .4 to 3 GPH firing rate
- 6-1/4" Blower Fan, 115V and 230V
- 3,450 RPM Pump / Blower Motor
- Solid-State Ignition
- Beckett "CleanCut" Fuel Pump with Oil Valve
- Air Tube: 2-3/4"
- UL-Recognized

PART NO.	DESCRIPTION	LIST PRICE
8.709-325.0	Beckett AFG 115	\$950.00
8.709-326.0	Beckett AFG 230	\$1,065.00

BURNER CHART - BECKETT



BURNER			MOTOR		BLOWER WHEEL		IGNITOR ASSEMBLY	
PART NO.	DESCRIPTION	BECKET NO.	PART NO.	BECKET NO.	PART NO.	BECKET NO.	PART NO.	BECKET NO.
8.709-326.0	AFG, 240V 3"	VMG202	8.750-518.0	22825U	9.802-649.0	2999U	8.751-780.0	5199701U
8.709-325.0	AFG, 120V AC	VMG902	9.802-642.0	21805U	9.802-649.0	2999U	9.802-647.0	51771U
8.709-327.0	ADC, 13.5V DC - without ICB*	VMG504	9.802-638.0	52145U	9.802-636.0	2999AU	8.751-784.0	5218301U
8.709-328.0	ADC, 13.5V DC - with ICB*	VMG505	9.802-638.0	52145U	9.802-636.0	2999AU	8.751-784.0	5218301U
8.717-071.0	SM, 120V	HO1501	8.701-090.0	2364U	9.803-057.0	2383U	9.803-060.0	51824U
8.717-090.0	SM, 240V	HO1301	8.701-093.0	21344U	9.803-057.0	2383U	8.751.781.0	5199702U

*Ignition Control Board

BURNER			FUEL PUMP		SOLENOID WITH CORD SET		TUNE UP KIT	
PART NO.	DESCRIPTION	BECKET NO.	PART NO.	BECKET NO.	PART NO.	BECKET NO.	PART NO.	BECKET NO.
8.709-326.0	AFG, 240V AC	VMG202	9.802-644.0	2184403U	8.900-082.0	N/A	8.723-715.0	578730
8.709-325.0	AFG, 120V AC	VMG902	9.802-645.0	2184405U	8.900-081.0	N/A	8.723-715.0	578730
8.709-327.0	ADC, 13.5V DC - without ICB*	VMG504	9.802-562.0	2184402U	8.900-080.0	N/A	8.723-715.0	578730
8.709-328.0	ADC, 13.5V DC - with ICB*	VMG505	9.802-562.0	2184402U	8.900-080.0	N/A	8.723-715.0	578730
8.717-071.0	SM, 120V	HO1501	9.802-645.0	2184405U	8.900-081.0	N/A	8.723-715.0	578730
8.717-090.0	SM, 240V	HO1301	9.802-644.0	2184403U	8.900-082.0	N/A	8.723-715.0	578730

*Ignition Control Board

BURNERS - BECKETT 14V DC



- 14V, Solid-State Ignition
- 1/6 HP
- 3,450 RPM
- 4-1/4" Fan
- Max Rate 2.5 GPH
- Beckett "CleanCut" Fuel Pump with Oil Valve

PART NO.	DESCRIPTION	OIL VALVE	ELECTRIC EYE	MOTOR RPM	LIST PRICE
8.709-327.0	Beckett, 13.5V, VMG504	Yes	-	3450	\$1,355.00
8.709-328.0	Beckett, 13.5V, VMG505	Yes	Yes	3450	\$1,455.00

Note: Proper operation requires an engine with 16+ Amp alternator and deep-cycle battery on nightly, overnight recharge

FLEX COUPLINGS - BECKETT



PART NO.	BECKETT NO.	DESCRIPTION	LIST PRICE
9.802-648.0	2454	A/AF/AFG/NX	\$7.10
9.803-058.0	2433	5/16" X 1/2" SR/SF/SM/CF	\$7.20
9.802-637.0	2140501U	12V DC ADC	\$13.10

BURNER PARTS - BECKETT - MISC REPAIR



PART NO.	BECKETT NO.	DESCRIPTION	LIST PRICE
9.802-651.0	31332	Mntg Flange Gasket, 323005	\$6.60
8.701-059.0	578726	Electrode Insltr Assy,- SDC	\$25.20
8.701-063.0	5432	Flange, Adj, with Gasket (All)	\$22.10
8.723-912.0	5850	Flange, Split, Adj, with Gasket	\$33.00
8.701-070.0	31653	Gasket, Universal Flange (Replaces 3616)	\$5.55
9.802-653.0	31802	Gasket, Mtg Flange, 4 slot Square (Replaces 3416)	\$4.05
8.701-085.0	5717 (51400)	Knurled Nut Kit ADC	\$10.80
8.701-134.0	51304	Gasket Kit, Xfmr Mntg -A/AF/AFG/NX	\$6.80
9.802-676.0	7006U	Cad Cell Eye with leads-A/AF/AFG/NX/SR/SF	\$34.20
8.701-137.0	7556A0000U (7556A)	Burner Control, 12V DC	\$404.00
8.701-133.0	3245	Spring, Xfmr Contact	\$6.00
8.701-074.0	5151501	Air Band, 8 Slot- A/AF/AFG	\$7.10

BURNER PARTS - BECKETT - ELECTRODE / INSULATOR ASSEMBLY



PART NO.	BECKETT NO.	DESCRIPTION	LIST PRICE
9.802-668.0	5780	Electrode Insulator Kit: AF/AFG/AR/SF/SR	\$27.90
8.717-978.0	578728	Electrode Insulator Assembly EA17305H-ADC	\$22.90
9.802-669.0	578711	Electrode Insulator Assembly EA13602J withContact	\$22.60
9.802-670.0	578727	Electrode Insulator Assembly EA15602J	\$23.20

BURNER CONTROLLER AND CONTRACTOR TOOL - GENISYS™

Advanced burner control, 120V AC primary safety control for residential and light commercial oil burners.



PART NO.	BECKETT NO.	DESCRIPTION	LIST PRICE
8.751-335.0	7505A	Genisys Controller	\$265.00
8.726-018.0	52082U	Genisys Contractor Tool	\$199.00

BURNERS - WAYNE




115V AND 220V WAYNE BURNER

- 75 to 3 GPH Firing Rates
- Solid-State Ignition (Low Amp)
- 3,450 RPM Pump / Blower Motor
- "A"-Type Suntec Fuel Pump
- UL-Recognized
- High-volume 6-1/4" blower on 220V unit, 5-3/16" blower on 110V unit
- 3-3/4" air tube with adjustable flange for maximum versatility

12V WAYNE BURNER CHART

- 12V Solid-State Ignitor
- 3,450 RPM Fuel Pump
- .5 to 2.75 GPH Capacity with Oil Valve

PART NO.	DESCRIPTION	LIST PRICE
8.709-317.0	115V AC Burner with Oil Valve - EHASR	\$1,275.00
8.709-318.0	230V AC Burner with Oil Valve - EHASR	\$1,290.00
8.709-319.0*	 12V DC Burner with Oil Valve - MSRDC	\$1,350.00

*Proper operation requires an engine with 16+ Amp alternator and deep-cycle battery on nightly, overnight recharge

BURNER CHART - WAYNE



PART NO.	DESCRIPTION	IGNITOR	TRANSFORMER	MOTOR
8.709-317.0	Wayne 115V	8.700-802.0 079111	8.700-804.0 079115	8.701-095.0 079612
8.709-318.0	Wayne 220V	N/A N/A	8.700-809.0 079123	8.701-094.0 079611
8.709-319.0	Wayne 12V	8.700-807.0 079120 Includes	N/A N/A	8.700-739.0-FASCO 079021 8.750-715.0-MET to FASCO 079021X

Note: 8.700-721.0 - Coupling for 8.700-740.0 FASCO motor used on MET to FASCO converted burner
 8.700-720.0 - Adapter Bushing to allow MET blower wheel to work with FASCO motor
 8.700-740.0 - Conversion Kit, use MET to FASCO conversion kit if 12V burner motor cannot be identified.
 The kit contains the following parts: 8.700-739.0 Motor, 8.700-720.0 Adapter Bushing, 8.700-682.0 Adapter Plate, 8.700-721.0, Coupling, 8.700-691.0 Screws (2), 8.700-104.0 Nuts

PART NO.	DESCRIPTION	BLOWER WHEEL	FUEL PUMP	SOLENOID VALVE	ELECTRODE ASSEMBLY
8.709-317.0	Wayne 115V	8.700-730.0 079005	8.700-749.0 079030	8.700-779.0 079062	8.700-770.0 079052
8.709-318.0	Wayne 220V	8.700-731.0 079006	8.700-749.0 079030	8.700-780.0 079063	8.700-770.0 079052
8.709-319.0	Wayne 12V	8.700-727.0-FASCO 079003 2.44"W x 2.53" T 5/16" Shaft 8.700-728.0 (079003A) MET 3.44" W x 4.25" T 1/2" Shaft	8.700-749.0 079030	8.700-782.0 079064	8.700-774.0 079056 with 8.700-721.0 coupling for converting from MET to FASCO

Note: 8.700-721.0 - Coupling for 8.700-740.0 FASCO motor used on MET to FASCO converted burner
 8.700-720.0 - Adapter Bushing to allow MET blower wheel to work with FASCO motor
 8.700-740.0 - Conversion Kit, use MET to FASCO conversion kit if 12V burner motor cannot be identified.
 The kit contains the following parts: 8.700-739.0 Motor, 8.700-720.0 Adapter Bushing, 8.700-682.0 Adapter Plate, 8.700-721.0, Coupling, 8.700-691.0 Screws (2), 8.700-104.0 Nuts

BLOWER WHEELS - WAYNE



PART NO.	WAYNE NO.	WIDTH X OD	SHAFT SIZE	LIST PRICE
8.700-730.0	20288-SER	3.44" X 5.25"	1/2"	\$42.40
8.700-731.0	21854-SER	4.00" X 6.25"	1/2"	\$49.30
8.700-726.0	20673-SER	3.12" x 4.25"	1/2"	\$38.50
8.700-727.0	101317-SER	2.44" X 4.53" (FASCO)	5/16"	\$66.50
8.700-728.0	21427-SER	3.44" X 4.25" (MET)	1/2"	\$50.00

BURNER REPAIR PARTS / COMMON - BECKETT & WAYNE



Brass Elbow

Oil Line



PART NO.	DESCRIPTION	LIST PRICE
8.701-054.0	Oil Line, 6.5", Copper	\$7.30
9.802-667.0	Oil Line, 8", Copper	\$7.10
8.701-053.0	Oil Line, 9.5", Copper	\$8.95
8.700-784.0	Brass 90° Elbow 1/8" Flare, 1/8" MPT	\$9.80
8.700-785.0	Brass 90° Elbow 3/16" Flare, 1/8" MPT	\$7.65
8.700-738.0	Oil Pressure Gauge 0-200 PSI	\$18.20
8.700-768.0	(28737-1) Nozzle Adapter	\$13.50
8.705-063.0	Straight Thru Double Nipple 1/8" x 1/8"	\$3.95
8.700-777.0	Coupler End (J Pump 7/16")	\$3.30

BURNER REPAIR PARTS - WAYNE



PART NO.	WAYNE NO.	DESCRIPTION	LIST PRICE
8.700-774.0	31156	Crown Burner Tune-up Kit	\$65.00
8.700-770.0	14733-001	Electrode Assembly (Pair)	\$45.80
8.700-743.0	12945	Buss Bar - G Shape	\$12.00
8.700-754.0	14344	Burner Gasket- 4" (E-Series)	\$6.75
8.700-692.0	12484	Universal Flange Gasket- 7 3/8" x 4 5/16"	\$6.20
8.700-735.0	20372	Burner Housing (E-Series)	\$226.00
8.700-736.0	2689-SER	Adj. Flange Kit with Gasket-Serv	\$105.00
8.700-776.0	13279	Shaft Coupler - 5/16"(Green) x 1/2" (Gray) - 4.33" long	\$13.10
8.700-733.0	13360	Transformer Clip Screw, 5/16"-15	\$4.25
8.700-734.0	13038	Transformer Hold Down Clip	\$10.30
8.700-729.0	2668-002	Outer Air Band (8 Hole)	\$16.20
8.700-732.0	2669-002	Inner Air Band (8 Hole)	\$16.10
8.700-714.0	31702-014	Gun Assy, F/307007	\$217.00
8.700-680.0	21913-SER	Nzl Adaper with Legs MSR / DC	\$52.00

BURNER MOTORS

	PART NO.	CAPACITOR	RPM	HP	FLANGE	VOLTAGE	WAYNE / BECKETT	LIST PRICE	
 48M 5.75" Diameter	9.802-642.0	Y	3450	1/7	48M	115V	20627 / 21805U	\$187.00	
	8.700-739.0		4500	1/5	48M	12V DC	21993-005 / N/A	\$244.00	
	9.802-638.0	Kit	3450	1/6	48M	13.5V	N/A / 52145U	\$250.00	
	8.701-090.0		3450	1/4	48N	115V	N/A / 2364U	\$294.00	
	8.701-091.0		3450	1/4	48N	12V	N/A / 52146U	\$584.00	
	8.701-093.0	Y	3450	1/4	48N	115/240V	N/A / 21344	\$348.00	
 48N 7.25" Diameter	8.701-094.0		3450	1/5	48N	240V	21328 / 21173U	\$265.00	
	8.701-095.0		3450	1/5	48N	115V	20554 / 2900U	\$261.00	
	UNIVERSAL								
	8.700-741.0		3450	1/7	48M	110-60 Hz		\$362.00	
	8.700-744.0		3450	1/5	48N	110/240V	Capacitor Start	\$448.00	

BURNER TUNE UP KIT - BECKETT

Fits all Beckett Burners with 3" or 3-5/8" air tube.



KIT CONTAINS:

- Four Becket Electrodes
- Two Couplings
- One Fuel Line
- T-Gauge

PART NO.	DESCRIPTION	LIST PRICE
8.723-715.0	Beckett Burner Tune-up Kit	\$51.00

BLOWER WHEELS - BECKETT



PART NO.	DESCRIPTION	SHAFT SIZE	LIST PRICE
9.803-057.0	6-1/4" D x 3-7/16" W	1/2", SR/SF/SM	\$45.00
9.802-649.0	4-1/4" D x 2-1/2" W	1/2", AFG/ADC	\$30.00
9.802-636.0	4-1/4" D x 2-7/16" W	1/2" & 5/16", AFG/ADC	\$38.30

FUEL CONDITIONER AND SOOT REMOVER

Red Devil eliminates soot build-up.



- Easy to Use - just add to burner fuel
- Keeps burner at top efficiency
- 1 oz. Per 10 Gallons




PART NO.	DESCRIPTION	LIST PRICE
8.704-625.0	Pint (16 oz.)	\$19.00
8.704-626.0	Quart	\$29.20

FUEL PUMP - BECKETT CLEAN CUT

Simple design provides faster cleaning, more reliable cut-offs, and cut-ons. Cleaner operation - less soot. More reliable - fewer moving parts. Reduced motor load in start-up. Higher capacity - 4 GPH at 100 PSI.



- PSI: 100-200
- Factory Set PSI: 100
- Inlet Pressure PSI: 10
- Rated Speed: 3,600 RPM

PART NO.	DESCRIPTION	LIST PRICE
9.802-645.0	 110V	\$188.00
9.802-644.0	 220V (includes built-in solenoid cordset)	\$196.00
9.802-562.0	 12V	\$209.00
9.802-646.0	Valve Stem Kit (21877U)	\$20.20

SOOT PUMP

Tool for measuring the soot number in the exhaust of HDS appliances.



PART NO.	DESCRIPTION	LIST PRICE
6.775-001.0	Soot pump	\$555.00

BURNER IGNITORS - BECKETT



- Solid-State Technology
- Only .35 AMP @ 110V
- 14,000V Spark
- 1.7 lbs.

PART NO.	BECKETT PART NO	NO MOUNTING	VOLT	LIST PRICE
9.802-647.0	S 51771U	AFG/Lo Amp	120V	\$135.00
9.803-060.0	51824U	SM/SF	120V	\$141.00
8.751-780.0	5250001U	AF/AFG/NX/CF375	240V	\$187.00
8.751-781.0*	5250002U	SM/SF/CF500/CF800	240V	\$192.00
8.751-784.0	5270001U		12V DC	\$296.00
8.751-785.0	S 517780	SDC w/Con BD	12V DC	\$295.00
8.751-788.0	5218309U	ADC/ SDC	12V DC	\$353.00
8.701-140.0	51779U	SDC w/o CB	12V DC	\$365.00

*Complete with timer

FUEL PUMPS & REPLACEMENT PARTS - SUNTEC



- Use with Single- or Dual-Line Systems
- Pressure Adjustment Valve

PART NO.	SUNTEC NO.	GPH	RPM	ROTATION	LIST PRICE
STANDARD PUMPS					
8.700-749.0	S A2VA7116	3.0	3450	RH	\$177.00
8.700-789.0	A2VD-7119	3.0	3450	LH	\$252.00
8.700-756.0	A1YA7912	7.0	1725	RH	\$221.00
8.700-757.0	A2YA7916	7.0	3450	RH	\$237.00
8.700-748.0	A2RA7710	2.5		RH	\$212.00
PUMPS WITH SOLENOID					
8.754-706.0	S OL35, 120V	3.0			\$225.00
8.700-758.0	S A2VA3106-N221R/ 12-24V	4.0	3450	RH	\$228.00
8.700-760.0	S A2VA-3106-N721R / 230V	3.0	3450	RH	\$231.00
PUMP REPLACEMENT PARTS					
8.700-764.0	3715732 (A2VA 7116)	Pump Fuel Screen			\$10.60
8.717-878.0	3715744 (A2AVA 7916)	Screen with Gasket			\$12.30
8.700-765.0	3779801 Gasket Cover	Gasket Cover			\$1.25

BURNER TRANSFORMERS - ALLANSON



- 10,000V Spark
- 8.5 lbs.
- 2.2 AMP @ 120V
- FranceFormer

PART NO.	ALLANSON NO.	WAYNE NO.	MOUNTING	VOLT	LIST PRICE
8.700-804.0	S 2721-620	23101/E	Side / EH-EHA	120V	\$179.00
8.700-806.0	2721-628G	23101/M	Back / M-MSR	120V	\$197.00
8.700-809.0	2744-620	23103/E	Side / EH-EH	230V	\$199.00
8.700-798.0	2729-619	23103/M	Back	220V	\$206.00



BURNER IGNITOR / BASE PLATES - BECKETT



PART NO.	BECKETT NO.	DESCRIPTION	VOLT	LIST PRICE
8.701-116.0	51830U	A, Trans / Ign	Kit	\$22.50
8.701-117.0	51831U	S, Trans / Ign	Kit	\$36.40
8.701-118.0	51833U	E, Trans / Ign	Kit	\$35.80
8.701-119.0	51829U	M, Trans / Ign	Kit	\$35.90
8.751-780.0	5250001U	AF/AFG/NX/CF375	240V	\$187.00
9.803-060.0	51824U	A-SF-SR-SM	120V	\$141.00
8.751-781.0	5250002U	SM/SF/CF500/CF800	240V	\$192.00

BURNER IGNITORS - WAYNE



- Solid-State Technology
- 14,000V Spark

- Only .35 AMP @ 120V
- 1.7 lbs.



PART NO.	WAYNE NO.	MOUNTING	VOLT	LIST PRICE
8.700-810.0	23101-FH	Side, FH-FHA	120V	\$221.00
8.700-802.0	101295-SERE	Side, EH/EHA/EHASR	120V	\$173.00
8.700-803.0	101295-SERM	Back, M/MH/MSR	120V	\$176.00
8.700-801.0	31812-002	Back, M-MSR	220V	\$265.00
8.700-807.0	31812-003	Bottom, W/M	12V	\$290.00
8.700-820.0	31813-003	Side Mount (E)	12V	\$328.00

BURNER IGNITORS - ALLANSON



PART NO.	ALLANSON NO.	WAYNE NO.	MOUNTING	VOLT	LIST PRICE
8.700-800.0	2280-620S	31813-002	Side, E/EH/EHA/EHS	220V	\$259.00

FUEL SOLENOID VALVE - 12V DC KIP



- Brass Body
- 12V DC Coil
- 1/8" NC, FPT, I/O Ports
- Conduit Connector
- 5/64" Orifice = 6 Watt

PART NO.	DESCRIPTION	LIST PRICE
8.701-120.0	Fuel Solenoid Valve	\$119.00

FUEL SOLENOID VALVES / COILS - SUNTEC



- PSI: 300
- 1/8" FPT Inlet
- Unitized mounting on Suntec fuel pumps
- Uses Standard Suntec Coil

PART NO.	DESCRIPTION	LIST PRICE
8.700-779.0	110V Oil Valve, Non-Delay, R642NL	\$73.00
8.700-780.0	220V Oil Valve, Non-Delay, R753NL	\$77.00
8.700-782.0	12 Oil Valve, Non-Delay, R261NL	\$84.00
8.900-081.0	110V Coil with Cord Set	\$24.40
8.900-082.0	230V Coil with Cord Set	\$31.10
8.900-080.0	12/24 Coil with Cord Set	\$33.70
9.802-640.0	115V Coil without Cord Set	\$23.80
9.802-641.0	230V Coil without Cord Set	\$24.40
8.700-794.0	12/24V DC Coil without Cord Set	\$25.90
8.700-795.0	Cord Set Only	\$8.90
8.900-079.0	8mm Nut for Old Style Coil	\$8.20

GAS JETS



PART NO.	DRILL SIZE	ORIFICE SIZE	USE	LIST PRICE
GAS JETS FOR BURNER RINGS				
8.717-377.0	#63	(.037)	LP	\$5.80
8.710-219.0	#66	(.033)	LP	\$4.90
9.802-684.0	#69	(.029)	LP	\$14.70
8.710-214.0	Blank (Must Be Drilled)			\$6.00

GAS VALVES - HONEYWELL



9.803-615.0 9.803-616.0 8.718-048.0 9.803-612.0 9.803-613.0 9.803-610.0

PART NO.	DESCRIPTION	LIST PRICE
NATURAL GAS - SMALL MILLIVOLT VALVE		
9.803-617.0	NG Pilot for Piezo Ignitor	\$50.00
9.803-611.0	Thermopile/Powerpile with Spade Terminals, 47"	\$129.00
9.803-614.0	LP Conversion Kit (NG to LP)	\$22.10
8.718-116.0	NG Conversion Kit (LP to NG)	\$30.50
NATURAL GAS - SMALL ELECTRONIC IGNITION VALVE		
9.803-616.0	Natural Gas Electronic Ignition Valve, 24V, 3/4" NPT	\$213.00
9.803-618.0	LP Conversion Kit (NG to LP)	\$20.70
8.718-112.0	NG Conversion Kit (LP to NG)	\$19.60

PART NO.	DESCRIPTION	LIST PRICE
NATURAL GAS / LP - LARGE ELECTRONIC IGNITION VALVE		
8.718-050.0	NG Diaphragm Gas Valve, Single Stage Pressure Regulating, Slow Opening (No LP Conversion Kit)	\$522.00
8.718-048.0	LP Diaphragm Gas Valve, Single Stage Pressure Regulating, Slow Opening. (No NG Conversion Kit)	\$564.00
9.803-612.0	Pilot Gas Solenoid Valve, 24V, 1/4" Small Normally Closed	\$213.00
ELECTRONIC IGNITION		
9.803-613.0	Electronic Ignition Controller Back 90 sec TFI	\$215.00
9.803-610.0	Pilot, Electronic Ignition	\$52.00
9.803-562.0	48" Ignition Cable	\$41.80
8.905-681.0	60" Ignition Cable	\$50.00
8.930-332.0	69" Ignition Cable	\$55.00



GAS REGULATORS - NATURAL GAS

■ A.G.A. Design Certified

■ CGA Certified



PART NO.	SIZE	VOLTAGE	MODEL NO.	BRAND	LIST PRICE
9.803-616.0	3/4"	24V	VR8304M4002B	Honeywell	\$213.00
8.710-182.0	3/4"	120V	36C03A-410	White Rogers	\$395.00
8.718-099.0	3/4"	24V	SV9601M4167/B	Honeywell	\$608.00
8.710-174.0	1"	24V	700-059	Robert Shaw with Pilot	\$935.00
9.802-674.0	1"	24V	7000 DERHC, 5N2-501-531	Robert Shaw	\$501.00

GAS REGULATORS - LP GAS CONVERSION KITS

■ A.G.A. Design Certified

■ CGA Certified

PART NO.	MODEL NO.	DESCRIPTION	LIST PRICE
9.803-614.0	391937/U	Fits: V/VR800 Series, Standard & Delay Models	\$22.10
9.803-618.0	393691/U	Fits Honeywell: VR/SV Series	\$20.70
8.710-187.0	1751-013	Fits Robert Shaw: 7000, 7010, 7100, 7200 and 7222	\$37.40

GAS REGULATORS - LP



8.717-746.0



9.802-633.0

■ High Quality Fischer Regulators
■ High and Low Pressure

PART NO.	MODEL NO.	DESCRIPTION	LIST PRICE
8.717-752.0	LV404B96	LP,F.POL X 3/4" F.NPT, 525K BTU	\$291.00
8.717-746.0	R122HAAJ	1st Stage,High Pressure,1,180,000 BTU	\$142.00
8.717-747.0	R622CFF	2nd Stage, Low Pressure- Reducing	\$169.00
8.717-749.0	R632CFF	Integral 2 Stage, 1/4" x 3/4" NPT	\$246.00
9.802-633.0		LP Assembly, Includes High / Low Pressure Assy	\$436.00

PROPANE GAS HOSE



PART NO.	DESCRIPTION	LIST PRICE
8.711-853.0	LP 1/4" x 10' POL x POL	\$149.00
8.711-856.0	LP 1/2" x 48", MNPT Both Ends	\$62.00
8.711-854.0	LP 1/4" x 18" MPOL Both Ends	\$64.50
8.711-864.0	LP 3/4" x 16" MNPT Both Ends	\$91.50

DRAFT DIVERTERS & RAIN CAPS



- Prevents backdrafts and keeps cold air out
- Fits on Standard Stove Pipe
- Hot Dipped Galvanized
- Prevents water from running down vent pipes

PART NO.	DESCRIPTION	LIST PRICE
8.717-764.0	8" Oil Fired, Barometric Dampener	\$201.00
8.717-728.0	8", Round Gas-Fired	\$185.00
9.801-040.0	10", Round Gas-Fired	\$197.00
8.717-730.0	12", Round Gas-Fired	\$309.00
RAIN CAPS		
9.105-845.0	8", Exhaust Stack, Cap	\$58.00
8.717-731.0	10", Exhaust Stack, Cap	\$114.00
8.717-732.0	12", Exhaust Stack, Cap	\$157.00

GAS PILOTS



PART NO.	DESCRIPTION	LIST PRICE
8.718-100.0	LP Orifice HS, Q3480C 1437 (829858)	\$129.00
8.718-101.0	NG Orifice HS Q3480C 1205 (829977)	\$118.00
8.718-011.0	NG Pilot Burner & Ignition with Orifice (Q345A1073/B)	\$66.50
9.802-685.0	NG Pilot 77623, A3-S, 77623 2SH60	\$61.50
9.803-610.0	NG Electronic Ignition Pilot	\$52.00

GAS VALVES - 1" BY ROBERT SHAW

Universal type for new equipment or replacement.



- Manual Gas Cock
- Auto-Pilot Safety Valve
- Wiring and Hardware Included
- Pilot Gas Filter
- 600,000 BTU LP Gas
720,000 BTU Natural Gas
- 1" Inlet / Outlet

*Kit is for 8.710-174.0 and includes: gas valve, flame sensor, electrode pilot relight and harness

PART NO.	DESCRIPTION	LIST PRICE
8.710-179.0	24V AC/NG, Standing Pilot	\$1,100.00
8.710-174.0	24V AC/NG, Electronic Ignition	\$935.00
8.710-181.0	700 MV, Natural Gas	\$696.00
8.710-163.0*	24V Retrofit Kit (NG) 720,000 BTU	\$1,215.00

LP Conversion Kit Below

GAS CONVERSION KITS - LP - ROBERT SHAW



- Convert NG to LP

PART NO.	DESCRIPTION	LIST PRICE
8.710-187.0	1" LP Conversion Kit	\$37.40
8.710-164.0	LP Orifice .010	\$21.80

POWERED DAMPER



PART NO.	DESCRIPTION	LIST PRICE
8.749-806.0	Powered Damper, 10"	\$443.00
8.753-171.0	Powered Damper, 12"	\$476.00
8.755-253.0	Powered Damper, 8"	\$399.00
8.749-807.0	Wiring Harness for Powered Damper	\$124.00



FUEL NOZZLES - DELAVAN - 45° & 60°

Select proper size for maximum burner efficiency.



PART NO.	DESCRIPTION	GPH	LIST PRICE
45° W HOLLOW			
8.701-013.0	Delavan Fuel Nozzles	2.25	\$12.40
45° A HOLLOW			
8.701-001.0	Delavan Fuel Nozzles	1.25	\$13.90
8.701-002.0	Delavan Fuel Nozzles	1.35	\$13.10
8.701-004.0	Delavan Fuel Nozzles	1.75	\$11.70
8.701-005.0	Delavan Fuel Nozzles	2.00	\$14.10
8.701-014.0	Delavan Fuel Nozzles	2.25	\$10.60
45° B HOLLOW			
8.701-009.0	Delavan Fuel Nozzles	0.90	\$11.00
8.701-008.0	Delavan Fuel Nozzles	1.25	\$11.10
8.700-847.0	Delavan Fuel Nozzles	1.35	\$13.90
8.701-010.0	Delavan Fuel Nozzles	1.50	\$11.00
8.701-012.0	Delavan Fuel Nozzles	2.25	\$14.10
60° W			
8.740-139.0	Delavan Fuel Nozzles	1.25	\$10.50
8.701-007.0	Delavan Fuel Nozzles	1.35	\$10.90
8.701-015.0	Delavan Fuel Nozzles	1.50	\$10.10
8.701-016.0	Delavan Fuel Nozzles	1.65	\$10.50
8.701-017.0	Delavan Fuel Nozzles	1.75	\$11.30
8.701-018.0	Delavan Fuel Nozzles	2.00	\$11.00
8.701-019.0	Delavan Fuel Nozzles	2.25	\$10.90
60° AR			
8.717-286.0	Delavan Fuel Nozzles	1.20	\$11.00
8.717-287.0	Delavan Fuel Nozzles	1.50	\$9.65

PART NO.	DESCRIPTION	GPH	LIST PRICE
60° A HOLLOW			
8.700-850.0	Delavan Fuel Nozzles	0.50	\$11.00
8.700-851.0	Delavan Fuel Nozzles	0.60	\$10.50
8.700-852.0	Delavan Fuel Nozzles	0.65	\$11.40
8.700-853.0	Delavan Fuel Nozzles	0.85	\$11.00
8.700-854.0	Delavan Fuel Nozzles	0.90	\$10.80
8.700-855.0	Delavan Fuel Nozzles	1.00	\$11.00
8.700-856.0	Delavan Fuel Nozzles	1.10	\$11.00
8.700-857.0	Delavan Fuel Nozzles	1.20	\$11.10
8.700-858.0	Delavan Fuel Nozzles	1.25	\$11.00
8.700-859.0	Delavan Fuel Nozzles	1.35	\$11.00
8.717-328.0	Delavan Fuel Nozzles	1.50	\$11.00
8.700-861.0	Delavan Fuel Nozzles	1.65	\$11.00
8.700-862.0	Delavan Fuel Nozzles	1.75	\$11.00
8.700-863.0	Delavan Fuel Nozzles	2.00	\$11.10
8.700-864.0	Delavan Fuel Nozzles	2.25	\$11.10
8.700-865.0	Delavan Fuel Nozzles	2.50	\$11.20
8.700-866.0	Delavan Fuel Nozzles	2.75	\$11.00
8.700-867.0	Delavan Fuel Nozzles	3.25	\$18.50
60° B SOLID			
8.700-868.0	Delavan Fuel Nozzles	0.50	\$11.00
8.700-870.0	Delavan Fuel Nozzles	0.75	\$11.10
8.700-871.0	Delavan Fuel Nozzles	0.85	\$11.00
8.700-872.0	Delavan Fuel Nozzles	0.90	\$11.70
8.700-873.0	Delavan Fuel Nozzles	1.00	\$11.00
8.700-874.0	Delavan Fuel Nozzles	1.10	\$11.00
8.700-875.0	Delavan Fuel Nozzles	1.20	\$11.10
8.700-876.0	Delavan Fuel Nozzles	1.25	\$11.00
8.700-877.0	Delavan Fuel Nozzles	1.35	\$11.00
8.700-878.0	Delavan Fuel Nozzles	1.50	\$11.00
8.700-879.0	Delavan Fuel Nozzles	1.65	\$11.10
8.700-880.0	Delavan Fuel Nozzles	1.75	\$11.00
8.700-881.0	Delavan Fuel Nozzles	2.25	\$11.00
8.700-882.0	Delavan Fuel Nozzles	2.50	\$11.00
8.700-883.0	Delavan Fuel Nozzles	2.75	\$11.10
8.700-884.0	Delavan Fuel Nozzles	3.50	\$11.70
8.700-885.0	Delavan Fuel Nozzles	4.00	\$23.80
9.841-677.0	Delavan Fuel Nozzles	6.50	\$25.00
8.700-886.0	Delavan Fuel Nozzles	8.00	\$24.10

FUEL NOZZLES - DELAVAN - 70°

Select proper size for maximum burner efficiency.



PART NO.	DESCRIPTION	GPH	LIST PRICE
70° AR-D			
8.756-262.0	Delavan Fuel Nozzles	1.25	\$11.40
8.756-263.0	Delavan Fuel Nozzles	1.50	\$11.00
8.756-264.0	Delavan Fuel Nozzles	1.75	\$11.00
8.756-265.0	Delavan Fuel Nozzles	2.00	\$11.00
70° AR-DZ			
8.755-760.0	Delavan Fuel Nozzles	1.25	\$52.50
8.755-761.0	Delavan Fuel Nozzles	1.50	\$52.50
8.755-762.0	Delavan Fuel Nozzles	1.75	\$52.50
8.755-763.0	Delavan Fuel Nozzles	2.00	\$52.50
70° AZ			
8.755-845.0	Delavan Fuel Nozzles	1.75	\$43.40
70° WZ			
8.755-766.0	Delavan Fuel Nozzles	1.75	\$56.00
8.755-764.0	Delavan Fuel Nozzles	2.00	\$66.00
8.755-765.0	Delavan Fuel Nozzles	2.25	\$54.00

PART NO.	DESCRIPTION	GPH	LIST PRICE
70° A HOLLOW			
8.700-887.0	Delavan Fuel Nozzles	.50	\$11.40
8.700-888.0	Delavan Fuel Nozzles	.75	\$14.50
8.717-275.0	Delavan Fuel Nozzles	.85	\$9.70
9.105-583.0	Delavan Fuel Nozzles	1.10	\$14.20
8.717-277.0	Delavan Fuel Nozzles	1.20	\$11.40
8.723-910.0	Delavan Fuel Nozzles	1.35	\$13.90
8.717-278.0	Delavan Fuel Nozzles	1.50	\$11.00
8.700-892.0	Delavan Fuel Nozzles	1.75	\$11.00
9.106-987.0	Delavan Fuel Nozzles	2.00	\$14.10
8.717-280.0	Delavan Fuel Nozzles	2.25	\$11.40
8.700-893.0	Delavan Fuel Nozzles	2.50	\$11.40
8.700-894.0	Delavan Fuel Nozzles	3.00	\$14.40
8.700-895.0	Delavan Fuel Nozzles	3.25	\$18.10
70° B SOLID			
8.700-896.0	Delavan Fuel Nozzles	.75	\$11.40
8.700-897.0	Delavan Fuel Nozzles	1.00	\$11.00
8.700-899.0	Delavan Fuel Nozzles	1.25	\$11.00
8.700-900.0	Delavan Fuel Nozzles	1.35	\$12.10
8.700-902.0	Delavan Fuel Nozzles	1.65	\$14.60
8.700-903.0	Delavan Fuel Nozzles	1.75	\$11.00
8.700-904.0	Delavan Fuel Nozzles	2.00	\$11.10
8.700-905.0	Delavan Fuel Nozzles	2.25	\$11.00
8.700-907.0	Delavan Fuel Nozzles	3.50	\$24.10
8.700-908.0	Delavan Fuel Nozzles	4.00	\$24.30
8.700-909.0	Delavan Fuel Nozzles	5.00	\$24.10
8.700-910.0	Delavan Fuel Nozzles	8.00	\$31.10

FUEL NOZZLES - DELAVAN - 80°

Select proper size for maximum burner efficiency.

PART NO.	DESCRIPTION	GPH	LIST PRICE
80° W			
8.723-697.0	Delavan Fuel Nozzles	.85	\$10.40
8.723-698.0	Delavan Fuel Nozzles	.90	\$9.65
8.701-022.0	Delavan Fuel Nozzles	1.00	\$12.40
8.723-699.0	Delavan Fuel Nozzles	1.10	\$9.30
8.723-700.0	Delavan Fuel Nozzles	1.20	\$9.65
8.701-027.0	Delavan Fuel Nozzles	1.25	\$12.20
8.723-701.0	Delavan Fuel Nozzles	1.35	\$9.65
8.701-021.0	Delavan Fuel Nozzles	1.50	\$11.00
8.701-020.0	Delavan Fuel Nozzles	1.65	\$11.00
8.701-023.0	Delavan Fuel Nozzles	1.75	\$10.70
8.717-342.0	Delavan Fuel Nozzles	2.00	\$11.10
8.701-025.0	Delavan Fuel Nozzles	2.25	\$11.10
8.701-026.0	Delavan Fuel Nozzles	2.50	\$11.10
8.701-028.0	Delavan Fuel Nozzles	2.75	\$11.00
8.701-029.0	Delavan Fuel Nozzles	3.00	\$11.10
8.701-030.0	Delavan Fuel Nozzles	3.25	\$24.10
8.701-031.0	Delavan Fuel Nozzles	3.50	\$17.30
8.701-036.0	Delavan Fuel Nozzles	4.00	\$27.80
80° AZ			
8.754-928.0	Delavan Fuel Nozzles	1.25	\$56.00
8.754-894.0	Delavan Fuel Nozzles	1.35	\$53.50
8.755-197.0	Delavan Fuel Nozzles	2.00	\$52.50
8.756-330.0	Delavan Fuel Nozzles	2.25	\$52.50
80° BZ			
8.756-861.0	Delavan Fuel Nozzles	1.00	\$66.00
8.756-718.0	Delavan Fuel Nozzles	1.25	\$65.00
8.756-723.0	Delavan Fuel Nozzles	1.50	\$63.00
8.756-699.0	Delavan Fuel Nozzles	2.00	\$61.50
8.756-759.0	Delavan Fuel Nozzles	2.25	\$60.00
8.756-900.0	Delavan Fuel Nozzles	2.50	\$63.00
8.754-893.0	Delavan Fuel Nozzles	3.00	\$56.00
8.755-048.0	Delavan Fuel Nozzles	3.25	\$56.00
8.756-697.0	Delavan Fuel Nozzles	4.00	\$53.50
80° A HOLLOW			
8.700-911.0	Delavan Fuel Nozzles	.50	\$11.00
8.700-912.0	Delavan Fuel Nozzles	.60	\$11.00
8.700-913.0	Delavan Fuel Nozzles	.65	\$11.00
8.700-914.0	Delavan Fuel Nozzles	.75	\$11.00
8.700-915.0	Delavan Fuel Nozzles	.85	\$11.10
8.717-333.0	Delavan Fuel Nozzles	.90	\$11.00
8.700-916.0	Delavan Fuel Nozzles	1.00	\$11.00
8.700-917.0	Delavan Fuel Nozzles	1.10	\$11.00
8.717-323.0	Delavan Fuel Nozzles	1.20	\$11.00
8.700-919.0	Delavan Fuel Nozzles	1.25	\$11.00

PART NO.	DESCRIPTION	GPH	LIST PRICE
80° A HOLLOW (CONTINUED)			
9.802-584.0	Delavan Fuel Nozzles	1.35	\$11.00
8.700-921.0	Delavan Fuel Nozzles	1.50	\$10.80
8.700-922.0	Delavan Fuel Nozzles	1.65	\$11.10
8.717-329.0	Delavan Fuel Nozzles	1.75	\$10.80
8.700-924.0	Delavan Fuel Nozzles	2.00	\$10.90
8.717-347.0	Delavan Fuel Nozzles	2.25	\$10.90
8.700-926.0	Delavan Fuel Nozzles	2.50	\$10.80
8.700-927.0	Delavan Fuel Nozzles	2.75	\$11.00
8.700-928.0	Delavan Fuel Nozzles	3.00	\$11.10
8.700-929.0	Delavan Fuel Nozzles	3.50	\$17.30
8.700-930.0	Delavan Fuel Nozzles	4.00	\$17.30
8.717-331.0	Delavan Fuel Nozzles	4.50	\$16.80
80° B SOLID			
8.700-931.0	Delavan Fuel Nozzles	.50	\$13.50
8.700-932.0	Delavan Fuel Nozzles	.60	\$11.00
8.700-933.0	Delavan Fuel Nozzles	.65	\$11.00
8.700-934.0	Delavan Fuel Nozzles	.75	\$11.10
8.700-935.0	Delavan Fuel Nozzles	.85	\$11.00
8.700-936.0	Delavan Fuel Nozzles	.90	\$14.20
8.700-937.0	Delavan Fuel Nozzles	1.00	\$11.00
8.700-938.0	Delavan Fuel Nozzles	1.10	\$11.00
8.700-939.0	Delavan Fuel Nozzles	1.20	\$11.00
8.717-350.0	Delavan Fuel Nozzles	1.25	\$10.80
8.717-358.0	Delavan Fuel Nozzles	1.35	\$10.80
8.717-351.0	Delavan Fuel Nozzles	1.50	\$10.80
8.700-943.0	Delavan Fuel Nozzles	1.65	\$11.00
8.717-352.0	Delavan Fuel Nozzles	1.75	\$10.80
8.717-353.0	Delavan Fuel Nozzles	2.00	\$10.80
8.700-946.0	Delavan Fuel Nozzles	2.25	\$10.90
8.700-947.0	Delavan Fuel Nozzles	2.50	\$10.90
8.717-330.0	Delavan Fuel Nozzles	2.75	\$11.10
8.717-354.0	Delavan Fuel Nozzles	3.00	\$11.00
8.700-950.0	Delavan Fuel Nozzles	3.25	\$17.30
8.700-951.0	Delavan Fuel Nozzles	3.50	\$17.30
8.700-952.0	Delavan Fuel Nozzles	4.00	\$17.30
8.717-367.0	Delavan Fuel Nozzles	4.50	\$17.30
8.717-357.0	Delavan Fuel Nozzles	5.00	\$17.30
8.700-956.0	Delavan Fuel Nozzles	6.00	\$17.30
8.700-953.0	Delavan Fuel Nozzles	6.50	\$18.10
8.700-959.0	Delavan Fuel Nozzles	9.00	\$23.90

FUEL NOZZLES - DELAVAN - 90°

Select proper size for maximum burner efficiency.



PART NO.	DESCRIPTION	GPH	LIST PRICE
90° W			
8.701-006.0	Delavan Fuel Nozzles	1.00	\$11.20
8.701-038.0	Delavan Fuel Nozzles	1.50	\$10.60
8.701-039.0	Delavan Fuel Nozzles	1.65	\$11.10
8.701-040.0	Delavan Fuel Nozzles	1.75	\$11.00
8.701-032.0	Delavan Fuel Nozzles	2.00	\$11.00
8.701-034.0	Delavan Fuel Nozzles	2.25	\$11.10
8.701-035.0	Delavan Fuel Nozzles	2.75	\$11.00
90° AZ			
8.754-890.0	Delavan Fuel Nozzles	1.00	\$53.50
8.754-891.0	Delavan Fuel Nozzles	1.50	\$53.50
8.755-053.0	Delavan Fuel Nozzles	2.00	\$53.50
8.755-030.0	Delavan Fuel Nozzles	2.25	\$53.50
8.755-052.0	Delavan Fuel Nozzles	2.75	\$49.00
8.755-051.0	Delavan Fuel Nozzles	4.00	\$56.50
90° BZ			
8.754-895.0	Delavan Fuel Nozzles	1.25	\$53.50
8.756-179.0	Delavan Fuel Nozzles	1.35	\$53.50
8.754-916.0	Delavan Fuel Nozzles	1.50	\$53.50
8.754-888.0	Delavan Fuel Nozzles	2.00	\$54.00
8.754-889.0	Delavan Fuel Nozzles	2.25	\$53.50
8.754-986.0	Delavan Fuel Nozzles	2.75	\$53.00
90° A HOLLOW			
8.700-961.0	Delavan Fuel Nozzles	.65	\$11.30
8.700-962.0	Delavan Fuel Nozzles	.75	\$11.40
8.723-911.0	Delavan Fuel Nozzles	.85	\$14.30
8.700-963.0	Delavan Fuel Nozzles	.90	\$11.10
9.802-583.0	Delavan Fuel Nozzles	1.00	\$11.00
8.717-332.0	Delavan Fuel Nozzles	1.10	\$11.00
8.700-966.0	Delavan Fuel Nozzles	1.25	\$11.10
8.700-967.0	Delavan Fuel Nozzles	1.35	\$11.00
9.802-585.0	Delavan Fuel Nozzles	1.50	\$10.80
8.700-969.0	Delavan Fuel Nozzles	1.65	\$11.00
8.700-970.0	Delavan Fuel Nozzles	1.75	\$10.80
8.700-971.0	Delavan Fuel Nozzles	2.00	\$10.80
8.700-972.0	Delavan Fuel Nozzles	2.25	\$11.00
8.700-973.0	Delavan Fuel Nozzles	2.50	\$11.10
8.700-974.0	Delavan Fuel Nozzles	2.75	\$11.00
8.700-975.0	Delavan Fuel Nozzles	3.00	\$11.10
8.717-336.0	Delavan Fuel Nozzles	3.25	\$17.30

PART NO.	DESCRIPTION	GPH	LIST PRICE
90° A HOLLOW (CONTINUED)			
8.700-977.0	Delavan Fuel Nozzles	3.50	\$17.40
8.700-978.0	Delavan Fuel Nozzles	4.00	\$17.30
8.700-979.0	Delavan Fuel Nozzles	5.00	\$18.10
90° B SOLID			
8.700-981.0	Delavan Fuel Nozzles	.50	\$11.30
8.700-982.0	Delavan Fuel Nozzles	.75	\$11.40
8.700-983.0	Delavan Fuel Nozzles	.85	\$11.10
8.700-984.0	Delavan Fuel Nozzles	1.00	\$11.00
8.700-985.0	Delavan Fuel Nozzles	1.10	\$11.00
9.802-582.0	Delavan Fuel Nozzles	1.25	\$10.80
8.700-987.0	Delavan Fuel Nozzles	1.35	\$11.00
8.700-988.0	Delavan Fuel Nozzles	1.50	\$11.00
8.700-989.0	Delavan Fuel Nozzles	1.65	\$11.00
9.802-575.0	Delavan Fuel Nozzles	1.75	\$10.80
9.802-576.0	Delavan Fuel Nozzles	2.00	\$10.90
9.802-577.0	Delavan Fuel Nozzles	2.25	\$10.80
9.802-586.0	Delavan Fuel Nozzles	2.50	\$10.80
8.700-994.0	Delavan Fuel Nozzles	2.75	\$11.10
8.700-995.0	Delavan Fuel Nozzles	3.00	\$11.10
8.700-996.0	Delavan Fuel Nozzles	3.25	\$19.40
8.700-997.0	Delavan Fuel Nozzles	3.50	\$14.10
8.700-998.0	Delavan Fuel Nozzles	4.00	\$17.40
8.717-374.0	Delavan Fuel Nozzles	4.50	\$8.95



FUEL NOZZLES - CHECK VALVE - "SNAP"

Spring-loaded "snap" check valve replaces filter element on fuel nozzle. Valve opens when fuel pump pressure reaches 130 PSI and "snaps" shut when fuel pressure drops below 130 PSI. Stops "smokey" burners at start-up and eliminates "shutdown" after burn and reduces soot build-up in coil.

- Reduces nozzle fouling caused by residual fuel in orifice
- Easy field installation in standard fuel nozzles



PART NO.	DESCRIPTION	PSI	LIST PRICE
8.900-083.0	Snap Fuel Valve	100	\$40.40
8.700-845.0	Snap Check Valve, 5/PK	130	\$165.00
8.700-844.0	Snap Check Valve, 5/PK	100	\$165.00

GAS VALVES - LP OR NATURAL

Universal-type for building new systems or field replacement. 750 MV, 24V or 120V controls by White-Rogers.



- 335,000 BTU Max
- 3/4" Inlet / Outlet
- All adjustments and wiring connections on top of valve
- Automatic Outlet Pressure Regulator
- A.G.A. Design Certified, C.G.A. Certified



PART NO.	DESCRIPTION	LIST PRICE
8.710-172.0	Universal, 24V, Includes LP Conv. Kit (1)	\$300.00
8.710-182.0	Universal 120V, Includes LP Conv. Kit (2)	\$395.00
8.710-183.0	Universal, Standing Pilot, 750 MV (1)	\$461.00
8.750-110.0	3/4" NG to LP Conversion Kit	\$29.00
8.750-109.0	3/4" LP to NG Conversion Kit	\$27.80

WHITE-RODGERS REPAIR PARTS

8.710-184.0	24V Cycle Pilot Control (347425), 1/4" Spade Terminals, High Voltage	\$301.00
-------------	--	----------

(1) Includes two 3/4" x 1/2" all-thread plated bushings and valve instructions. (2) Includes L.P. Kit, two 3/4" x 1/2" and one 1/2" x 3/8" all-thread plated bushings and all instructions.

GAS VALVE ACCESSORY COMPONENTS

Use with both 3/4" and 1" models on this page.





8.710-190.0

PART NO.	DESCRIPTION	LIST PRICE
8.710-190.0	600/750 MV Generator 36" Length	\$99.00
8.710-191.0	Pilot, Universal-Kit with Standard Flame	\$83.00
8.718-092.0	Thermocouple, Universal, 24" Length, Cap Tube	\$20.60
8.710-196.0	Thermocouple, Universal, 36" Length, Cap Tube	\$20.60
9.802-686.0	Thermopile VNG, with Spade Terminals, 47" Length	\$67.50

INSULATION AND RIGID DISC / DONUTS

Refractory-grade ceramic Kaowool formed; retains heat inside coil for better fuel efficiency and paint protection.




PART NO.	DESCRIPTION	THICKNESS	WIDTH	LENGTH	LIST PRICE
"RIGID FORMED" DONUT AND DISCS					
8.704-807.0	Donut	.88"	18" 6"/4	4"	\$80.00
8.704-810.0	Donut	.88"	16" 6"/4	4"	\$66.50
8.717-474.0	Donut		24"		\$104.00
8.704-808.0	Disc	1/2"	18"		\$44.10
8.704-809.0	Disc	1/2"	16"		\$34.00
8.717-475.0	Disc		24"		\$90.50
INSULATION BLANKET					
8.901-288.0	Coil Wrap	1"	24"	4'	\$57.00
8.901-289.0	Coil Wrap	1"	24"	5'	\$66.50
8.704-800.0	Coil Wrap	1"	24"	6'	\$70.00
8.704-802.0	 Full Roll	1/2"	24"	37.5'	\$244.00
8.704-805.0	 Full Roll	1"	24"	25'	\$222.00

FLOW SWITCHES - LEGACY MV60 & AP500 



- Temperature: 180°F
- AMP: 3, 12-250V
- Horizontal & Vertical Mount
- 3/8" FPT Inlet / Outlet
- 2 Wire Reed
- 62" Cord Length

PART NO.	DESCRIPTION	PSI	GPM	LIST PRICE
8.933-006.0	 MV-60, Vertical or Horizontal Mount	5660	10.0	\$95.00
8.712-244.0	AP-500, Vertical Mount Only	4350	8.0	\$88.50
9.803-266.0	Reed Switch (AP) (2 wire)			\$50.50

FLOW SWITCHES - ST-5 & ST-6



ST-5

- Temperature: 180°F



ST-6

- Brass Body

PART NO.	DESCRIPTION	LIST PRICE
9.112-680.0	ST-5 Gray, Vertical/ Horizontal Mount, 75-5075 PSI Max, 1-7.8 GPM, 3/8" FPT Inlet/Outlet, 1 A-250 V (47" Wire Length)	\$108.00
8.757-669.0	ST-5 Black, Vertical Mount, 75-4380 PSI Max, 1-8 GPM, 3/8" FPT Inlet/Outlet, Contact: 1A-250V (48" Wire Length)	\$77.00
8.757-668.0	ST-6 Vertical/Horizontal Mount, 75-5075 PSI Max, 1-8 GPM, 3/8 MPT Inlet/Outlet, 1 A-250 V (47" Wire Length)	\$79.50
8.757-670.0	Reed Switch for ST-5 and ST-6 New Style	\$59.50

FLOW SWITCHES - PHOENIX WITH PILOT



- PSI: 18 - 4000
- GPM: .75 - 16.0
- Temperature: 190°F
- AMP: 3, 120V
- 3/8" F Inlet / Outlet Ports
- 96" Reed Cord
- Includes 8 mm Pilot
- 2.5 lbs.
- Mounting Hole

PART NO.	DESCRIPTION	LIST PRICE
8.712-252.0	Switch with Pilot	\$413.00
8.712-253.0	Reed Switch	\$205.00

FLOW SWITCHES - LEGACY 

Spring return float allows full mounting versatility.



- PSI: 4050
- Rated Pressure: 3650
- GPM: 8.0
- Temperature: 175°F
- Vertical Mount
- Forged Brass Body
- 3/8" MPT Inlet / Outlet
- 1 Amp Switch, 230V, 36" Cord
- Solenoid Control

PART NO.	DESCRIPTION	LIST PRICE
8.712-246.0	Flow Switch	\$85.50

FLOW SWITCHES - ST-7 WITH MICRO SWITCH



- PSI: 5000
- GPM: 12.0
- Temperature: 176°F
- 3/8" FPT Inlet / Outlet
- Micro Switch
- 10.1 A- 250 V

PART NO.	DESCRIPTION	LIST PRICE
8.755-296.0	ST-7 Horizontal or Vertical Mount (47" Wire Length)	\$193.00

FLOW SWITCHES - GP - TMT



- PSI: 5000
- GPM: 1.5 at PSI: 50
- Minimal Pressure Drop up to 12 GPM Flow
- Activates with 1.5 GPM Flow
- Temperature: 40° - 180°F
- AMP: 5, 250V
- 3/8" F Inlet / Outlet Ports
- 48" Electrical Lead Length
- 1.0 lbs.
- Can be mounted in any position
- Micro-Switch technology eliminates reed switch
- No Spring, uses Magnets for all Movements

PART NO.	DESCRIPTION	LIST PRICE
8.712-258.0	Inline Flow Switch	\$105.00

FLOW SWITCHES - ST-505 STAINLESS-STEEL



- PSI: 75 - 8700
- GPM: 1.0 - 8.0
- Temperature: 176°F
- 3/8" FPT Inlet / Outlet
- Stainless-steel
- 3 A, Max/ 250 V Max
- Free floating brass magnet

PART NO.	DESCRIPTION	LIST PRICE
8.723-665.0	ST-505 Vertical Mount, 47" Lead	\$423.00

VAC SWITCHES - BURNER CONTROL

Normally open (NO) switch closes when pump vacuum begins drawing water and opens when vacuum is broken due to pump shutdown or empty water tank.



- Temperature Max: 140°F
- Heavy-duty, 16 Amp Contacts
- 1/4" FPT Connect

PART NO.	DESCRIPTION	LIST PRICE
8.712-391.0	1.5" (HG) Vac Switch	\$42.00
8.712-392.0	2.5" (HG) Vac Switch	\$42.00
8.712-393.0	4.5" (HG) Vac Switch	\$42.00

PRESSURE SWITCHES - LEGACY



Operation without opening switch case:

Blue = Common

CONNECT: Red / Blue = N/C, Blue / Brown = N/O



- PSI: 3600
- Temperature: 200°F
- AMP: 15, 115V or 230V AC
- Stainless-Steel Plunger
- 1/4" and 3/8" MPT Nipple
- 3 Wire, Internally Wired for either N/O or N/C
- 42" Wire Length

PART NO.	DESCRIPTION	LIST PRICE
8.712-261.0	Pressure Switch 1/4" MPT (Switches @ 360 PSI)	\$45.00
8.712-262.0	Pressure Switch 1/4" MPT (Switches @ 580 PSI)	\$48.70
8.751-272.0	Pressure Switch 3/8" MPT (Switches @ 580 PSI)	\$52.00

PRESSURE SWITCHES - COMPACT & PS-6 SS

3- & 5-Amp rating provides the switching power to control fuel solenoids just like the large switches.



- Temperature: 194°F
- 1/4" Brass MPT Connect
- 3 Wire Cable for use in either NC or NO application: Blue = Common Brown = No Red = NC

PART NO.	DESCRIPTION	LIST PRICE
8.712-260.0	Compact Switch- 54" 2 Wire Lead, Normally Open, 5 A- 250 V, 725-3000 Max PSI	\$42.20
8.712-270.0	PS-6 Switch- 16 A- 250 V, 47" 3 Wire Lead, 4060 PSI MAX, 435 Switching Pressure, SS Plunger	\$65.50

PRESSURE SWITCHES - PR16 - BLACK



- Rated PSI: 3625 Max PSI: 4060
- Switching Pressure PSI: 580
- Temperature: 195°F
- AMP: 16, 250V
- Brass Stem and Stainless-Steel Nipple
- 8 oz.
- Normally Open

PART NO.	INLET	WIRE LENGTH	LIST PRICE
9.802-458.0	1/4" MPT	45" Wire	\$48.70
8.716-125.0	3/8" MPT	65" Wire	\$61.50

PRESSURE SWITCHES - PA - PR1 - RED



- Rated PSI: 8700 Max PSI: 9570
- Switching Pressure PSI: 640
- Temperature: 195°F
- AMP: 15, 250V
- All Stainless-Steel Construction
- 3/8" Male Inlet
- 10 oz.
- 44" Wire Length

PART NO.	DESCRIPTION	LIST PRICE
8.712-267.0	PR1 - Red Pressure Switch	\$146.00
8.704-572.0	Heavy-duty Micro Switch	\$20.90

SWITCHES - TOGGLE - PUSH BUTTON



- 7/16" Mounting Bushing
- 1/2" Diameter Mounting Hole Required
- Mounting Hardware Included
- Non-Illuminated

PART NO.	DESCRIPTION	HP*	CONNECTS	LIST PRICE
8.712-319.0*	SPST, 20A/125V -10A/250V AC	1.0	M/Spade	\$10.40
8.712-320.0	DPST, 20A/125V -10A/250V AC		M/Spade	\$25.30
8.709-705.0*	DPST, 20A/125V -10A/250V AC	1.5	Screw	\$24.50
8.709-704.0*	DPST, 20A/250V	2.0	Screw	\$89.00
8.709-054.0*	SPDT, 20A/125V -10A/250V AC	3/4	M/Spade	\$21.30
8.709-065.0*	DPDT, 20A/125V -10A/250V AC	3/4	M/Spade	\$34.50
8.716-078.0	SPST, 20A/125V -10A/250V AC	1.5		\$9.10
8.709-706.0	Y500 - Switch Guard			\$2.60
8.716-081.0	Waterproof Switch Protector			\$9.35
PUSH BUTTON SWITCHES				
8.709-053.0	SPST, 3A/250V-6A/125V AC, Miniature- Push Button On/Off		Screw	\$41.40
8.709-064.0	SPST, 15A/125V AC, Push Button On/Off		Screw	\$27.80

*Motor Rated

SWITCHES - TOGGLE - MOTOR CONTROL



- 20/30 A, 250/600 V DPST
- Rated For: 2, 3, 5 & 7.5 HP, Single Phase
- With or Without Box

PART NO.	DESCRIPTION	LIST PRICE
8.709-696.0	Switch Only	\$48.20
8.903-802.0	Switch & Rain Tight Box with Cover	\$77.00
8.709-708.0	Switch with NEMA 1 Enclosure: Not Rain Tight (Baldor Replacement)	\$142.00

SWITCHES - THERMAL - HI-LIMIT - SNAP



8.712-306.0

- PSI: 4000
- AMP: 15 at 110V, AMP: 10 at 220V
- 1/4" Male Spade Lug Terminals
- Normally Closed
- UL / CSA Rated, Bimetal Switch Componentes
- Heavy-Duty Brass Housing - 7000 PSI Collapse Rating
- Normally used with other adjustable or fixed range thermostat which regulates water temperature
- Does not turn back on until water has cooled 50° - 70°F
- Operates as a safety device to shut off burner to prevent machine (water) overheating flashing to steam

PART NO.	PROBE MPT	TEMP	LIST PRICE
8.712-301.0	3/8" x 1/2"	120°F	\$61.50
8.712-206.0	3/8"	140°F	\$78.00
8.753-450.0	3/8"	160°F	\$64.50
8.712-306.0	3/8" x 1/2"	180°F	\$61.50
8.712-311.0	3/8" x 1/2"	230°F	\$60.50
8.712-179.0	1/2"	180°F	\$61.50
8.712-308.0	1/2"	210°F	\$61.00
8.712-298.0	1/2"	230°F	\$59.50
8.712-316.0	1/2"	330°F	\$60.00
8.705-351.0	1/2" FPT x FPT	PVC Coupler	\$1.60

SWITCHES - THERMAL - HI-LIMIT - SNAP WITH LEADS



- AMP: 15 at 110V, AMP: 10 at 220V
- 1/4" Male Spade Lug Terminals
- 1/2" MPT external thread connects for attaching conduit or PVC wire connectors
- UL / CSA Rated, Bimetal Switch Componentes
- Does not turn back on until water has cooled 50° - 70°F
- Heavy-Duty Brass Housing - 7000 PSI Collapse Rating
- Normally used with other adjustable or fixed range thermostat which regulates water temperature
- Operates as safety device to shut off burner to prevent machine (water) overheating flashing to steam

PART NO.	PROBE MPT	WIRE LEAD	TEMP	LIST PRICE
8.712-185.0	1/2"	42"	225°F	\$59.00
8.712-205.0	1/2"	42"	340°F	\$62.00
8.751-363.0	1/2"	36" SJO 3 Wire	180°F	\$94.50
8.712-187.0	1/2"	42"	275°F	\$63.00

CONTACTORS - DP - CUTLER-HAMMER

Cutler-Hammer



- Cutler-Hammer Quality
- Type C25 definite purpose contactors feature a compact, efficient design with low-VA coil
- Din Rail Mounting

PART NO.	COIL VOLTAGE	FL AMPS	MOTOR HP @ 115V 1PH	MOTOR HP @ 230V 1PH	MOTOR HP @ 230V 3PH	MOTOR HP @ 460V 3PH	MOTOR HP @ 575V 3PH	LIST PRICE
8.724-267.0	24V	15	.75	2	3	5	5	\$65.00
8.724-264.0	115V	15	.75	2	3	5	5	\$64.50
8.724-265.0	230V	15	.75	2	3	5	5	\$65.50
8.724-269.0	24V	25	2	3	7.5	10	10	\$70.50
8.724-268.0	115V	25	2	3	7.5	10	10	\$70.50
8.724-270.0	230V	25	2	3	7.5	10	10	\$76.50
8.724-271.0	460V	25	2	3	7.5	10	10	\$78.50
8.724-275.0	24V	30	2	5	10	15	15	\$88.00
8.724-272.0	115V	30	2	5	10	15	15	\$88.00
8.724-273.0	230V	30	2	5	10	15	15	\$86.50
8.724-280.0	24V	40	3	7.5	10	20	20	\$95.50
8.724-276.0	115V	40	3	7.5	10	20	20	\$92.50
8.724-277.0	230V	40	3	7.5	10	20	20	\$93.50
8.724-278.0	460V	40	3	7.5	10	20	20	\$95.00
8.724-283.0	24V	50	3	10	15	30	30	\$108.00
8.724-281.0	115V	50	3	10	15	30	30	\$108.00
8.724-282.0	230V	50	3	10	15	30	30	\$111.00
8.724-286.0	24V	60	5	10	20	40	40	\$243.00
8.724-284.0	115V	60	5	10	20	40	40	\$253.00
8.724-285.0	230V	60	5	10	20	40	40	\$258.00
8.735-015.0*	115V	65	5	15	25	50	60	\$459.00

*includes aux contact block

SWITCHES / CONTACT BLOCKS - PUSH BUTTON - CUTLER-HAMMER

- Cutler-Hammer Quality
- Heavy-Duty
- Water Tight / Oil Tight



8.751-916.0



8.751-915.0



8.751-910.0



8.751-912.0

Cutler-Hammer

PART NO.	MODEL NO.	DESCRIPTION	LIST PRICE
9.803-666.0	CH C320KGS3	Aux Contact-N/O, N/C, 10A, Standard, Side Mounting	\$79.50
8.751-912.0	M22-K01	Contact Block-SPST-NC, 6A, 120V, Screw Terminal	\$19.60
8.751-913.0	M22-K10	Contact Block-SPST-NO for Non-Illum., Push Button, 6A, 500V, Screw Terminal	\$19.60
8.751-916.0	M22S-D-G	Switch, Green Push Button-SPST-NO, 22mm,Momentary, Flush Button, 6A, 500V, Screw Clamp Term.	\$19.60
8.751-915.0	M22S-DH-R	Switch, Red Push Button- SPST-NO/NC, 22mm, Momentary, Extended Button, 6A, 500V	\$22.20
8.751-910.0	M22S-WKV	Selector Switch Actuator- 22mm, 2 Position, Maintained, Non-Illum, Panel Mount	\$33.00

OVERLOAD RELAYS FOR CONTACTORS

Cutler-Hammer



- Cutler-Hammer Quality
- Direct Heated Bimetal Elements
- Adjustable Trip Current
- Manual / Automatic Reset

PART NO.	AMP RANGE	MODEL #	LIST PRICE
8.724-300.0	1.6 - 2.4	XTOB2P4CC1DP	\$89.50
8.724-301.0	2.4 - 4.0	XTOB004CC1DP	\$88.50
8.724-302.0	4.0 - 6.0	XTOB006CC1DP	\$99.50
8.724-303.0	6.0 -10.0	XTOB010CC1DP	\$86.00
8.724-312.0	10.0 - 16.0	XTOB016CC1DP	\$85.00
8.724-304.0	16.0 - 24.0	XTOB024CC1DP	\$83.50
8.724-305.0	24.0 -32.0	XTOB032CC1DP	\$86.50
8.724-306.0	24.0 - 40.0	XTOB040DC1DP	\$148.00
8.724-307.0	40.0 - 57.0	XTOB057DC1DP	\$155.00

RELAY SWITCH



PART NO.	DESCRIPTION	LIST PRICE
8.716-087.0	DPST-NO, 24V, Screw Terminal, Omron 2000 Series	\$85.50

POWER CORD - MOLDED

- Water Tight
- Factory Finished Look

PART NO.	DESCRIPTION	LIST PRICE
8.752-150.0	6' 14/3 with Plug	\$41.80

RELAYS



9.802-468.0



8.716-230.0



9.802-467.0



9.802-470.0



8.716-264.0



8.716-257.0

PART NO.	DESCRIPTION	LIST PRICE
9.802-468.0	Compact Relay with Light & Button- 10A, 120V, 4170 Ohms with indicator, DPDT, Socketable Mount RH2B UI AC120	\$31.10
9.802-467.0	Relay Socket/Base- 8 Pin, 2 Pole, 10A / 300V, DIN Rail Mount, M3.5 Screw, RH2B Series	\$27.90
8.716-230.0	Relay- 10A/24V AC, Midget, 153 Ohms, DPDT, Socketable Mount, RH2B	\$33.00
8.716-264.0	Power Relay-120V, Tab Mount, 30A SPST-NO-DM, 1/4" Terminals for SKHT-1X	\$42.60
8.716-257.0	Power Relay- 40A / 120V AC, SPDT, PCB/Chassis Mount	\$85.00
9.802-470.0	Mini Iso Relay- 40A / 12V, SPDT, for 12V DC Units, 13HP & Below	\$32.30
9.802-471.0	Mini Relay- 40A / 24V DC, SPDT, for 12V DC Units over 13HP	\$23.40

CAM SWITCHES - ROTARY - SALZER

- Single or Three Phase
- 2 Position or 3 Position
- Heavy-Duty



9.802-449.0

PART NO.	DESCRIPTION	LIST PRICE
9.802-450.0	2-Position 35A-115V/600V, 1-3 Phase	\$88.00
9.802-449.0	3-Position 115V / 230V, 1PH, 20 Amp	\$88.50
8.716-027.0	3-Position 230V / 460V, 3PH	\$184.00
8.716-030.0	Rotary Switch	\$262.00

MOTOR CONTACTORS - COILS & THERMAL OVERLOADS

For pressure washer and car wash applications.

- 24V AC Control
- 10 - 240V, 30 - 240V or 480V Contractor
- Componentized for Flexibility
- Thermal overloads adjustable within range shown
- Electrical Life: 1,000,000 + Cycles
- Mechanical Life: 20,000,000 + Cycles
- Contacts: 90% Silver, 10% Cad-Oxide



Contactors



Coil



Thermal Overload

TYPE	24V COIL PART NO.	LIST PRICE	120V COIL PART NO.	LIST PRICE	230V COIL PART NO.	LIST PRICE	FL AMP	220V 10 HP	220V 30 HP	440V 30 HP
CONTACTORS UL RATING										
A	8.708-753.0	\$77.50	8.902-527.0	\$146.00	8.902-532.0	\$149.00	22	2	3	5
B	8.708-754.0	\$201.00			8.902-533.0	\$144.00	24	2	5	7.5
C					8.902-534.0	\$232.00	32	3	5	10
D	8.902-524.0	\$245.00			-		40	5	7.5	15
E	8.902-526.0	\$329.00			8.902-536.0	\$325.00	52	7.5	10	20

PART NO.	VOLTAGE	FITS CONTACTOR	LIST PRICE
COILS ONLY			
8.708-765.0	480v	A,B,C,D	\$58.50

PART NO.	TYPE	AMP RANGE	FITS CONTACTOR	LIST PRICE
THERMAL OVERLOADS				
8.708-749.0	Manual	9.0 - 15	A,B,C,D	\$136.00
8.708-760.0	Manual	17 - 26	A,B,C,D	\$166.00
8.708-742.0	Manual	20 - 33	C,D	\$263.00
8.708-744.0	Manual	28 - 42	C,D	\$318.00
8.708-750.0	Auto	9.0 - 15	A,B,C,D	\$105.00
8.708-743.0	Auto	20 - 33	C,D	\$277.00
8.708-747.0	Auto	35 - 50	E,F	\$311.00

- Used to Mount Overload to Motor Starter Contactors

PART NO.	FITS CONTACTOR	LIST PRICE
RELAY CONNECTOR KIT		
8.708-768.0	Relay Connector Kit 260265-268	A,B,C,D
		\$37.20



TRANSFORMERS - STEP-DOWN

■ Industrial Duty

■ High-Quality Cutler-Hammer

■ Drops primary voltage to selected secondary voltage



8.716-899.0



9.802-553.0



8.716-904.0

PART NO.	PRIMARY V	SECONDARY V	SIZE	LIST PRICE
9.802-553.0	120V/240V	24V	.050KvA	\$118.00
8.716-904.0	120V/240V	24V	.100KvA	\$156.00
8.716-883.0	208V/230V/460V	24V/115V	.050KvA	\$134.00
9.804-556.0	208V/277V	120V	.050KvA	\$108.00
8.716-882.0	208V/277V	120V	.075KvA	\$150.00
9.802-550.0	240V/480V	120V/240V	.500KvA	\$351.00
9.802-552.0	240V/480V	120V	.075KvA	\$135.00
9.802-551.0	240V/480V	120V	.050KvA	\$111.00
9.803-668.0	550V/575V/600V	115V	.050KVA	\$111.00

MOTOR STARTER WITH SEALED BOX - MANUAL

■ AMP: 25 with Adjustable Overload

■ Two-Cord Grip Fit 1/2" Threaded Knockouts

■ Adjustment Range AMPS: 20-25

■ Protective Cover Over Buttons

■ Sealed Box: 3-1/4" W x 3-1/2" D x 6-1/2" H

■ Single and 3-Phase Wiring Instructions

■ 110-500V IEC-Rated



PART NO.	DESCRIPTION	LIST PRICE
8.709-709.0	Motor Starter	\$208.00

JUNCTION BOXES



PART NO.	DESCRIPTION	LIST PRICE
9.802-474.0	VNG Remote, Plastic	\$270.00
8.716-271.0	Fiberglass, NEMA1 for PE Units	\$177.00
8.716-272.0	12" x 10" x 5.25" for Solid Sep	\$349.00
9.802-475.0	8" x 8" x 4", Box, Plastic with Lid for SEA 3-1100	\$108.00
9.802-476.0	10" x 8" x 6", Box, Plastic with Lid for SEA	\$253.00
9.802-477.0	Box, Plastic without Lid E9081	\$25.10
9.802-478.0	Lid, Plastic for 9.802-477.0	\$12.80
8.716-280.0	18" x 16" x 9.25", Plastic for CLP, WB	\$656.00
8.716-281.0	14" x 16" x 6.75", Plastic for HBG, AMC	\$596.00
8.716-320.0	Cover, Duplex Receptacle for Alpha	\$9.65
8.716-321.0	2" x 4", 3-Hole, 1/2" WB, for CLP	\$12.90
8.716-322.0	2" x 4", Extension for 8.716-321.0, 8.716-323.0, 8.716-324.0	\$19.00
8.716-323.0	2" x 4", 5-Hole, 1/2" for CLP	\$22.40
8.716-324.0	2" x 4", 4-Hole, 1/2" for CLP	\$14.90
8.716-327.0	4" x 4", 5-Hole, 1/2" for WB	\$61.50
8.716-329.0	4" x 4" SK, Cover Plate for WB for 6-00041	\$10.20
9.802-483.0	2" x 4", Cover Plate for 8.716-321.0	\$3.35
9.802-484.0	2" x 4", Junction 3-Hole, 3/4"	\$15.50
8.716-339.0	2" x 4", 3-Hole, 1" for ENG	\$43.00

SWITCH BOX - RAIN TITE

- UL 728A
- Box: 2-3/4" x 5-1/2" x 2"
- Three 1/2" Tapped Holes
- Box includes two plugs, ground screw and mounting lugs
- Cover Includes Gasket



PART NO.	DESCRIPTION	LIST PRICE
8.709-702.0	RainTite Switch Box	\$12.90



TIMER

■ Preset and Adjustable Available

■ 24-240V

■ Heavy-Duty



PART NO.	DESCRIPTION	LIST PRICE
9.802-472.0	Solid State, 5-60 Min, 15 Sec with Lockout for Auto Start	\$155.00

CIRCUIT BREAKERS

■ Provides protection against excessive Amp draw



PART NO.	DESCRIPTION	LIST PRICE
9.802-485.0	25 Amp (All 12V Systems)	\$13.50

FUSES

■ Full range of fuses

■ Protect your equipment



PART NO.	CODE	MAX V	AMPS	LIST PRICE
9.802-463.0	FNM1/2	250V	0.5	\$5.80
9.802-464.0	FNM8/10	250V	0.8	\$5.55
8.716-173.0	FNM1	250V	1.0	\$5.80
9.803-977.0	FNM2-1/2	250V	2.5	\$5.65
8.716-187.0	FNM3	250V	3.0	\$5.80
9.803-664.0	FNM5	250V	5.0	\$5.70
8.716-194.0	FNM7	250V	7.0	\$6.05
9.802-460.0	FNM8	250V	8.0	\$5.55
8.716-165.0	FNM10	250V	10.0	\$5.70
8.716-191.0	FNQ3/10	500V	0.3	\$22.40
8.716-192.0	FNQ6/10	500V	0.6	\$14.20
9.802-465.0	FNQ-R-3	600V	3.0	\$10.40
8.716-169.0	KTK-R1/4	600V	0.25	\$11.10
9.802-462.0	KTK-R1/2	480V	0.5	\$9.60
8.933-007.0	KTK-R1	240V	1.0	\$9.60
8.716-177.0	KTK-R1-1/2	600V	1.5	\$9.55
9.803-663.0	KTK-R2	120V	2.0	\$10.40
8.716-179.0	KTK-R2-1/2	600V	2.5	\$9.90
8.716-180.0	KTK-R4	600V	4.0	\$10.60
9.804-050.0	KTK-R5	600V	5.0	\$10.50
8.716-183.0	KTK-R30	600V	30.0	\$29.10
8.716-170.0	MDL1/2	120V	0.5	\$6.05
8.716-172.0	MDL1	250V	1.0	\$3.70
8.716-174.0	MDL2-1/2	24V	2.5	\$3.95
8.716-188.0	MDL5	250V	5.0	\$3.85
8.716-161.0	MDL7-1/2	250V	7.5	\$5.90

CAM SWITCHES - 3-POSITION - MACHINE CONTROL

- Heavy-Duty Rotary Cam Switches
- Legend plate reads off / pump / burner
- Quick make / break action reduces arcing
- Wiring Boot Included (Except 410242-3)
- Legend Plate, 2/1/2" Square
- 4-Screw Mounting



PART NO.	MODEL	AMP RATING	VOLTAGE	PHASE	LIST PRICE
8.712-219.0*	S220-1686	20	110V	1	\$83.50
8.712-224.0*	S220-1687	20	220V	1	\$98.50
8.712-225.0*	S220-1688	20	220V	3	\$129.00
8.712-227.0*	S225-1686	30	110V	1	\$122.00
8.712-228.0*	S225-1687	30	220V	1	\$129.00
8.712-229.0*	S225-1688	30	220V	3	\$219.00
8.712-234.0	S432-4095	40	240V	1	\$319.00
8.712-235.0	S432-1402	40	480V	3	\$342.00
SINGLE-HOLE MOUNTING - REQUIRES 1 22MM (7/8" DIA) HOLE					
8.712-218.0	220-1789	20	110V	1	\$103.00
REPLACEMENT KNOB - FITS THOSE PART NUMBERS ABOVE MARKED WITH AN ASTERISK ()					
8.700-258.0	Replacement Knob				\$21.90

CAM SWITCHES WITH & WITHOUT BOX

Cam action fast "make-break" to reduce arcing.

- 40 - 60 Amp disconnect rating
- Four 1/2" Knock-Outs
- Versatile Mounting
- Motor Ratings:
7.5 HP at 240V, Single Phase
5.0 HP at 240V, 3 Phase
30.0 HP at 480V, 3 Phase



PART NO.	DESCRIPTION	LIST PRICE
8.712-217.0	40 Amp Switch with Large Box 4-1/2" W x 7" H x 3-3/4" D	\$262.00
8.712-211.0	60A/600V, 4P, Salzer Switch Only, No Knob	\$173.00

Note: Switch does not have thermal overload protection

CAM SWITCHES - 3-POSITION -SALZAR "BIG BOOT"

Large rectangular boot for easier wiring.

- Mounting configuration and electrical ratings same as "S" switches



PART NO.	MODEL	AMP RATING	VOLTAGE	PHASE	LIST PRICE
8.712-238.0	T225-1686	30	110V	1Ø	\$135.00
8.712-241.0	T225-1688	30	240V	3Ø	\$228.00
SINGLE-HOLE MOUNTING - REQUIRES ONE 22 MM (7/8" DIA) HOLE					
8.712-223.0	220-1843	20	220V	1Ø	\$116.00

CAM SWITCHES - 3-POSITION - "ELEKTRA" UNIVERSAL

UL/CSA-rated machine control cam switches.

- Position "off" - "pump burner"
- Quick make / break action - reduces arcing
- 2 or 4 Screw Mount (2-1/2" Square Legend Plate)
- Matches Salzer / Kraus, Naimer / Bremas & Klockner, Moeller Mounts
- "Boot" has plenty of wiring room
- "Tite Boot" excellent dust and moisture seal
- Screw-to-screw, terminal-to-terminal replacement for Salzer "S" and "J" type switches above
- Contacts UL / CSA Rated: 24 Amp vs 20 Amp, 35 Amp vs 30 Amp, 50 Amp vs 40 Amp



8.712-236.0



8.712-237.0



8.712-240.0

PART NO.	AMP RATING	WIRING POLES	VOLTAGE	PHASE	HP RATING	LIST PRICE
8.712-236.0	25	1	120V	1	1.5	\$189.00
8.712-237.0	25	2	120V / 240V	1	1.5 / 2.0	\$201.00
8.712-240.0	35	2	120V / 240V	1	2.0 / 3.0	\$237.00
8.712-242.0	50	2	120V / 240V	1	3.0 / 7.5	\$312.00

Note: None of the Elektra switches are for use on 3-phase motors without adding fuses or thermal overload

CAM SWITCHES - ON / OFF WITH BOX - "ELEKTRA"

UL/CSA-rated 25 and 35 Amp. Compact 3-1/4" square x 3-3/4" deep enclosure "versatile mount."



PART NO.	AMP RATING	WIRING POLES	VOLTAGE	PHASE	HP RATING	LIST PRICE
8.712-214.0	25	2	120V / 240V	1	1.5 / 2.0	\$226.00
8.712-216.0	35	2	120V / 240V	1	2.0 / 3.0	\$310.00

Note: None of the Elektra switches are for use on 3-phase motors without adding fuses or thermal overload

ROCKER SWITCHES

2500 Watt, 120V, 21.6 Amp at 3,600 RPM

- On / Off, 2 & 3 Position
- Lighted Available
- 125V / 250V / 24V



9.802-453.0



8.716-051.0



9.802-451.0



9.802-452.0

PART NO.	DESCRIPTION	AMP	VOLTAGE	LIST PRICE
9.802-453.0	Curvette, SPST, 2-Pos, Carling	16 / 10	120V / 250V	\$4.65
8.716-051.0	Curvette, DPST, 2-Pos, Carling	20 / 15	125V / 250V	\$14.80
9.802-451.0	Carling, Green Light, 2-Pos	15 / 10	125V / 250V	\$23.20
9.802-452.0	Green Lamp, Red Actuator, 3-Pos	15 / 10	125V / 250V	\$45.20
8.716-037.0	Rocker Switch	15 / 10	125V / 250V / 24V	\$44.40

Prices effective Jan. 1, 2024. Specifications, product descriptions, product availability, and pricing subject to change without notice.

ELECTRICAL COMPONENTS

GENERATOR - WINCO- AC- TB2400

2400 Watt, 120 VT, 3600 RPM, 20 Amps.



- 13.3" L x 7.6" W x 8.1" H
- 33 lbs.
- Starts and Runs 1/2 HP Motor
- 7/8" diameter shaft
- Conforms to UL1004-1, UL1004-4 and CSA 22.2 No. 100-24

PART NO.	DESCRIPTION	LIST PRICE
8.757-639.0	TB2400 Generator	\$1,555.00

THERMOSTAT - PROBE STYLE

With panel-mount controls



- PSI: 4000
- Temperature change response within + 12°F
- Accuracy + 2.5%
- 120VAC-20A
- 240VAC-20A
- 120/240VAC-1/4HP
- Large, Easy-Read Dial
- 3-1/2" SS Capillary Copper Immersion bulb with 60" capillary tube. UL/CSA Approved
- Seal, nut and 1/2" transition coupling included

PART NO.	DESCRIPTION	LIST PRICE
8.758-149.0	86-302 Deg	\$83.00
8.758-180.0	86-195 Deg	\$81.00
8.758-181.0	86-250 Deg	\$81.00

THERMOSTAT - ADJUSTABLE - FLOW-THRU



- PSI: 3000
- Adjustable Temperature: 85° - 195°F
- AMP: 10, 110V
- AMP: 5, 220V
- 1/2" Inlet, 3/8" Outlet
- Fenwall Inside
- Tension Adjusting Screw
- Stop Collar
- Ceramic Insulation
- Silver Contacts
- Stainless-Steel Case

PART NO.	DESCRIPTION	LIST PRICE
8.904-555.0	Thermostat	\$310.00
8.700-501.0	Switch Only	\$150.00

GENERATOR - VOLTMASTER

2500 Watt, 120V, 21.6 Amp at 3,600 RPM



- 36.5 lbs.
- Brushless Design
- Circuit breaker protection (standard)
- 7/8" Shaft, Two Sealed (Ball) Bearings
- Shaft rotates either direction
- Industrial-Type Watertight Enclosure (11-5/8" x 7-1/2" Diameter)
- All Copper Windings, High Surge Capacity

PART NO.	DESCRIPTION	LIST PRICE
8.709-810.0	2500 Watt Generator	\$1,175.00

CAM SWITCHES - 2-POSITION



- Legend Plate: On / Off
- Tear-Drop-Shaped Knob
- Face Plate 2-1/2" Square
- Motor Ratings:
410202 - 1-1/2 HP / 110V
410204 - 6 HP / 240V

PART NO.	DESCRIPTION	LIST PRICE
8.712-213.0	25 Amp / 110V	\$113.00
8.712-215.0	30 Amp / 220V	\$129.00

INDICATOR LIGHTS



- Easy Mounts to Control Panel
- Available in 12V, 24V and 125V
- Great for remote applications

PART NO.	VOLTAGE	COLOR	LIST PRICE
8.716-095.0	125V	Red	\$13.20
9.802-455.0	125V	Green	\$12.40
8.716-408.0	125V	Amber	\$11.40
9.803-651.0	28V	Red	\$13.90
9.803-652.0	28V	Green	\$12.30
8.716-097.0	12V	Red	\$18.10
9.802-456.0	12V	Green	\$12.00

BREAKER SWITCHES



PART NO.	DESCRIPTION	PHASE	LIST PRICE
8.716-067.0	7.5 HP, 230V, 1400	1PH	\$245.00
8.716-068.0	7.5 HP, 230V, 1400	3PH	\$516.00
8.716-069.0	7.5 HP, 460V, 1400	3PH	\$726.00
8.716-073.0	10A / 460V, 900	3PH	\$270.00
8.716-074.0	12A / 480V	3PH	\$864.00
8.716-076.0	20A / 277V, 900	3PH	\$239.00
8.716-070.0	25A / 250V, 2255	3PH	\$488.00
8.716-077.0	30A / 277V, 900	1PH	\$126.00
8.716-066.0	40A / 230V, 1070	1PH	\$451.00

WIRE LOOMS - USED FOR WIRING HARNESSES



- Protects wires from abrasion and crushing
- Controls bundles of wires and allows for multiple exits at wiring points
- "Factory-perfect" look for all machines

PART NO.	DESCRIPTION	LIST PRICE
8.709-679.0	1/4" ID 100' Roll	\$61.50
8.709-680.0	3/8" ID 100' Roll	\$71.50
8.709-681.0	1/2" ID 100' Roll	\$80.00
8.709-682.0	5/8" ID 100' Roll	\$82.50

GFCI MODULE

Not recommended for field service.



- 240V, 60 Hz
- 240V shop attachable module; attach your power cord length as required
- Use with 16-12 gauge SJ, SJO or SJT, 3-wire cords

PART NO.	DESCRIPTION	PHASE	LIST PRICE
8.709-858.0	GFCI Module	1PH	\$185.00

TAPE - VINYL ELECTRICAL



- Premium Grade, 7 mil
- UL-Approved

PART NO.	DESCRIPTION	LIST PRICE
8.704-706.0	Roll 3/4" x 60'	\$3.85

CONNECTOR CLAMPS - ROMEX (METAL)



PART NO.	DESCRIPTION	LIST PRICE
8.709-663.0	1/2" Strt. Connector	\$1.20
8.709-664.0	3/4" Strt. Connector	\$2.65
8.709-660.0	1/2" Lock Nut Only	\$0.75
8.709-661.0	3/4" Lock Nut Only	\$0.45

CORD CAPS & PLUGS



8.709-653.0 8.709-655.0 8.709-656.0 8.709-659.0

- Industrial-Quality
- Dead front cord caps - nylon body straight plugs and "auto-clamp" for cord
- 8.709-659.0 angle plug has vinyl body and both 30A and 50A neutral leg

PART NO.	DESCRIPTION	MATERIAL	LIST PRICE
8.709-653.0	15A / 125V	Black Nylon	\$15.30
8.709-655.0	20A / 125V	Black Nylon	\$22.20
8.709-656.0	20A / 220V	Black Nylon	\$23.40

CONNECTOR / STRAIN RELIEFS - LIQUID TIGHT - FOR CABLE, WIRE & TUBING

Keep water-tight NEMA-4 and 4x enclosures water-tight with these unique fittings.

DOME NUT WITH INSIDE TAPER

- As the dome nut is tightened, the seal ring grips, holding the cable wire or tubing positively in place.

LEAD-SCREW THREAD

- The dome nut can be firmly tightened due to the high strength lead-screw thread.

CLAMPING SPLINES

- Various sizes and odd-shaped cables, wires and tubing can be accommodated due to overlapping diagonally split clamping splines



PART NO.	TYPE	THREAD	CORD SIZE	CORD OD	LENGTH	LIST PRICE
9.802-514.0	Dome	1/2" NPT	14/3-12/3	.230" - .470"	1.8"	\$6.55
8.709-688.0	Dome	3/4" NPT	14/3-12/3	.350" - .630"	2.0"	\$12.60
8.709-690.0	Flex	1/2" NPT	14/3-12/3	.230" - .470"	4.3"	\$9.30
8.709-692.0	Flex	3/4" NPT	12/3-10/4	.51" - .71"	5.2"	\$20.90



PART NO.	THREAD	LIST PRICE
PLASTIC JAM NUTS		
9.802-526.0	3/4" NPT	\$2.05

GFCI - WITH AND WITHOUT PLUGS & CORDS

GFCIs protect people and equipment by interrupting potentially lethal ground circuits exceeding 6mA. The dangers of electrical shocks have been long known - GFCIs are the only real way to be safe. Most city and county codes now require GFCI protection on power cleaning equipment.

- UL-Listed
- Three Wire Circuits
- Transient Voltage Protection
- 4-6mA Ground Fault Protection
- Grounded Neutral Protection
- Mechanical Trip Indicator
- Compact Size
- Rugged Construction
- Radio Frequency Interference Suppression



Integrated GFI & Plug



PART NO.	VOLTAGE	AMP	LENGTH	INTEGRATED	LIST PRICE
GFCI CORD WITHOUT PLUG					
8.709-842.0	120V	20A	12'	N/A	\$140.00
8.709-860.0	240V	30A	6'	N/A	\$361.00
8.709-861.0	240V	30A	12'	N/A	\$410.00
8.709-862.0	240V	30A	35'	N/A	\$413.00
9.802-434.0	240V	40A	36'	N/A	\$1,480.00
GFCI CORD WITH PLUG					
9.802-432.0*	120V	15A	36'	Combo	\$142.00
9.802-431.0*	120V	20A	36'	Combo	\$168.00
9.802-433.0	240V	20A	36'	Separated	\$322.00
8.709-853.0	240V	30A	6'	Separated	\$420.00
8.709-854.0	240V	30A	12'	Separated	\$437.00
8.709-855.0	240V	30A	35'	Separated	\$349.00
9.802-430.0	240V	30A	36'	Separated	\$354.00
GFCI PLUG WITHOUT CORD					
8.709-847.0	120V	15A	N/A	N/A	\$46.40
8.709-846.0	120V	20A	N/A	N/A	\$56.00

Note: User-attached plug also includes the sealant necessary to attach the power cord per UL specification
 * Integrated GFI & Plug

MOLDED PLASTIC FLOAT TANKS



- Molded Polypropylene
- 7 Liter Size: 13" x 5" x 6"
- 1 Gallon Size: 10" x 5" x 8"
- No Holes for Max Flexibility
- 1-Gallon Tank has Tight Fitting Lid (included)
- 7-Liter Snap-on Tank Lid (sold separately)

PART NO.	DESCRIPTION	LIST PRICE
8.710-026.0	7-Liter Tank Only	\$29.20
8.710-027.0	7-Liter Tank Lid	\$13.10
8.710-028.0	1-Gallon Tank with Lid	\$30.10

STAINLESS-STEEL FLOAT TANK



- Fully Welded and Water Tight
- 2.8 Gallon Capacity
- 12" x 9" x 6"
- 16 Gauge #303 Stainless-Steel
- 1/2" Full Coupling, Stainless-Steel Inlet / Outlet
- Convenient Mounting Tabs

PART NO.	DESCRIPTION	LIST PRICE
8.710-029.0	Stainless-Steel Float Tank	\$361.00
8.710-034.0	Stainless-Steel Lid	\$74.00

FRAMES, DIRECT DRIVE



- Heavy-duty Aluminium, More Corrosion-resistant than Steel
- 10" Flat-free Tire for Better Reliability
- Integrated Nozzle Holders

PART NO.	DESCRIPTION	LIST PRICE
8.924-399.0	Aluminium Frame, DD CW	\$462.00
8.924-400.0	Aluminium Frame, 270 and 390 AL DD CW	\$457.00

REPLACEMENT FUEL CAP

- Fits 9 Gallon Diesel Fuel Tank (8.710-142.0)
- Fits Fuel Tanks (8.751-294.0, 8.751-296.0, 8.751-293.0)

PART NO.	DESCRIPTION	LIST PRICE
8.751-449.0	Replacement Fuel Cap for Fuel Tanks	\$20.10

FUEL TANK, 9-GALLON DIESEL



- Strap or Bolt Mount (4 / 5/ 16" Inserts in Bottom)
- Metal Inset 3/8" Inlet / Return Lines
- Black, Crosslinked PE
- Vented Fuel Cap
- Filler Neck Doesn't Extend Beyond Tank Wall
- Compact Size: 19-3/4"L x 12"W x 10-1/2"H

PART NO.	DESCRIPTION	LIST PRICE
8.710-142.0	9-Gallon Fuel Tank - Plastic	\$296.00

Note: Includes Fuel Cap

FUEL TANKS



8.751-293.0

- EPA / CARB-Compliant
- Seamless One-piece Construction of Marine Grade, UV-protected Polyethylene
- 90° Fuel Withdrawal Fitting



8.751-294.0

- Two-stage Click when Closed Fuel Cap
- Built-in Reserve (when gauge reads "empty", tilt to access additional fuel)
- Easy-to-read Sight Gauge

PART NO.	SIZE	DIMENSIONS (LxWxH)	LIST PRICE
8.751-294.0	6-gal	21.18" x 13.5" x 10"	\$155.00
8.751-296.0	12-gal	20.375" x 13.75" x 14.75"	\$310.00
8.751-293.0	12-gal	24.25" x 18" x 11"	\$315.00

RUBBER PARTS



PART NO.	DESCRIPTION	LIST PRICE
9.802-064.0	Grommet, Nozzle Holder	\$1.05
8.706-557.0	Bellows, Leg Boot	\$10.20
9.802-067.0	Bumper Pad, Engine	\$0.75
9.802-069.0	Handle Grip	\$3.95
8.706-745.0	Plug, Hole Plastic	\$0.40
9.803-046.0	Mount, Rubber Vibration	\$41.40
8.706-553.0	Mount, Rubber Vibration 60 Duro	\$22.80
8.706-524.0	Mount, Rubber Vibration 1-3/8" Dia x 3/4"	\$21.40
9.802-066.0	Pad, Soft Rubber	\$4.10

FUEL CAPS



- For Gas or Diesel Fuel Tanks
- Fits Standard 2-1/4" Fuel Necks

PART NO.	DESCRIPTION	LIST PRICE
8.701-700.0	Fuel Cap with Gauge 10"	\$73.00

BATTERY BOXES WITH COVER, MARINE STYLE

Protect batteries on pressure washers, boats or other industrial equipment.



- Attractive Molded Polypropylene
- Complete with hold-down cleats and strap for cover
- Small: 8-1/2"L x 6"W x 8-1/2"H
- Large: 11-1/4"L x 7-3/4"W x 10-3/4"H

PART NO.	DESCRIPTION	LIST PRICE
8.706-652.0	Small Box	\$36.10
8.706-600.0	Large Box	\$28.20

FLAT-FREE TIRES

Flat-free tires provide the bounce and load handling characteristics similar to an air filled tire - with the benefit of never going flat. Flat-free tires are lightweight, non-marking and come mounted on a heavy-duty steel rim with shielded ball bearings. Not for highway use.



- Heavy-Duty Steel Rim
- Non-Marking
- 4" Steel Rim: Max Load 300 lbs.
- 12" Steel Rim: Max Load 375 lbs.
- Accepts .63" Shaft

PART NO.	DESCRIPTION	LIST PRICE
8.711-898.0	Wheel and Tire Assembly, 4" Steel Rim	\$65.00
8.758-460.0	Wheel and PU Tire Assembly, 12" Steel Rim	\$43.70

PLASTIC DIP TUBE ASSEMBLY



- Rubber bushing seal
- New Style Plastic Dip Tubes (order separately)

PART NO.	DESCRIPTION	LIST PRICE
8.706-495.0	Plastic Dip Tube Assembly, 12" Long	\$8.85
8.706-496.0	Plastic Dip Tube Assembly, 17.75" Long	\$9.05
9.802-053.0	Rubber Bushing, Fuel Line	\$1.15

COMPLETE WHEELS



8.711-901.0




8.754-186.0



8.712-762.0

- High-Quality Pneumatic and Semi Pneumatic
- Fits 5/8" Shaft

PART NO.	DESCRIPTION	LIST PRICE
8.754-186.0	10" Steel Rim with Tube 5/8" Shaft	\$22.70
8.712-762.0	10" White Steel Rim, 3/4" Hub Tubeless	\$52.50
8.711-921.0	6" Tube Only	\$21.80
8.712-767.0	10" Tube Only	\$21.30
9.802-274.0 	10" x 2-3/4" Hard Rubber Wheel	\$32.60
8.711-908.0	3" Gray Caster Wheel	\$67.50

INTERCHANGEABLE BEARINGS

8.700-484.0	5/8" Bore Bearing	\$5.25
8.700-486.0	3/4" Bore Bearing	\$5.30

HUB CAPS AND COLLARS

8.700-184.0	5/8" Hub Cap	\$3.05
9.802-782.0	5/8" Bore Shaft Collar	\$2.25



8.700-486.0



8.700-485.0

MISCELLANEOUS PARTS



8.719-064.0



9.802-066.0



8.932-992.0

PART NO.	DESCRIPTION	LIST PRICE
8.719-064.0	Chassis Knob 5/16" Thread, Black	\$7.00
9.802-066.0	Soft Rubber Foot Pad	\$4.10
8.932-992.0	Vibration Isolator 3/8"	\$15.50

PUMP - AIR-OPERATED - FLOJET



- Twin Diaphragm, Self-priming
- Dry Air (or CO2) PSI: 20-120
- GPM: 7.0
- Max Liquid Temperature: 120°F
- Santoprene Elastomers
- Self-Priming up to 15 Feet
- Air (Gas) In & Out, 1/4" Barb
- Choice of 3/8" or 1/2" Barb Fluid In/Out
- Automatic, On-Demand Start & Stop
- Flow Control via Air (Gas) Pressure
- Common Use: Chemical transfer and dispensing parts, washers and car wash systems

PART NO.	DESCRIPTION	LIST PRICE
8.702-321.0	3/8" Pump, Santoprene	\$348.00
8.702-322.0	3/8" Pump, Viton	\$529.00
8.702-323.0	1/2" Pump, Santoprene	\$354.00
8.702-324.0	1/2" Pump, Viton	\$487.00

PUMPS - AIR-DRIVEN - FLOJET FLOJET

Twin diaphragm, self-priming.



- Dry Air (or CO2) PSI: 20-80
- GPM: 1.9
- Max Liquid Temperature: 120°F
- Santoprene/Viton Elastomers: Use Santoprene for Soaps, Use Viton for Butyls
- Chemical In & Out, 3/8" Barb
- Air (Gas) In & Out, 1/4" Barb
- Automatic, On-demand Start & Stop
- Control Flow and Pressure with Air Pressure

PART NO.	DESCRIPTION	LIST PRICE
8.702-320.0	Pump, Santoprene	\$251.00
8.702-319.0	Pump, Viton	\$319.00
8.700-388.0	Valve Kit, Santoprene	\$49.60

AIR-FILTER / REGULATORS



8.712-585.0



8.712-586.0

- PSI: 125
- 1/4" Ports
- Pressure-Relieving
- Removes air line impurities to 5 microns
- Maintains and gauges pressure to, and therefore discharges pressure from, air-driven diaphragm pumps

PART NO.	DESCRIPTION	LIST PRICE
8.712-585.0	Regulator Only	\$70.50
8.712-586.0	Filter / Regulator	\$155.00
8.712-587.0	Gauge, 0-1 60, 1/8"	\$12.80

BRUSHES - FOAM & ACCESSORIES



FOAM BRUSH

- 3" x 10" super soft flagged bristle fountain brush. Choose from black, red or blue.



FOAM BRUSH LANCE

- 40" long with 30" insulated grip, 3/8" FPT inlet, 1/2" MPT outlet (matches brush inlet). Colors: red, blue or black.



BRUSH HOSES

- Clear, spiral wire braid, 1/2" ID with 3/8" MPT, zinc-plated steel fittings both ends.

PART NO.	DESCRIPTION	LIST PRICE
8.710-115.0	Foam Brush Head, Black	\$68.50
8.710-117.0	Foam Brush Head, Red	\$73.50
8.710-116.0	Foam Brush Head, Blue	\$71.50
8.710-119.0	Foam Hose, 15'	\$106.00
8.710-121.0	Lance 40", Red	\$42.30
8.710-122.0	Lance 40", Black	\$43.60
8.710-123.0	Lance 40", Blue	\$41.40

CAR WASH BOOMS, "REFLEX"

The performance leader!



- PSI: 3000
- 5' 6" Car Wash Model
- 8' Truck Wash Model
- Stainless-Steel Boom Arm
- 3/8" FPT Inlet / Outlet Hose (Included)

PART NO.	DESCRIPTION	LIST PRICE
BOOMS		
8.903-620.0	180° Wall Mount 5' 6" Boom	\$689.00
8.903-621.0	360° Ceiling Mount 5' 6" Boom	\$773.00
8.903-624.0	180° Wall Mount 10' Boom	\$837.00
8.903-625.0	360° Ceiling Mount 10' Boom	\$861.00
8.903-626.0	180° Wall Mount 8' Boom	\$838.00
8.903-627.0	360° Ceiling Mount 8' Boom	\$906.00
PARTS / ACCESSORIES		
8.903-622.0	5.5' Rod / Hose, Assy Only	\$465.00
8.903-623.0	8' Rod / Hose, Assy Only	\$531.00
8.903-628.0	10' Rod / Hose, Assy Only	\$585.00
8.903-630.0	Ceiling Mount, Base Only	\$827.00
8.903-632.0	Wall Mount, Base Only	\$632.00
8.700-265.0	Set Screw for Angle Block	\$1.85
8.905-605.0	90° End Coupler C/W Boom	\$70.00
8.905-604.0	8' Coupler Stainless-steel C/W Boom	\$52.50
8.712-450.0	Swivel - Brass 3/8"	\$55.50
8.700-263.0	Swivel Repair Kit (Pre-1998)	\$22.80
8.700-287.0	Swivel Repair Kit (1998-Present)	\$38.50

WASH BAY ACCESSORIES - STAINLESS-STEEL

Foam brush broom holder, wand holders, mat clamps.



PART NO.	DESCRIPTION	LIST PRICE
8.708-880.0	Standard Foam Brush Holder	\$40.50
8.708-881.0	Rigid Wall Mount Wand Holder	\$108.00
8.708-882.0	Flex Bottom Mount Wand Holder	\$224.00
8.708-883.0	Mat Clamp	\$37.60

LOCKS FOR METER BOXES



PART NO.	DESCRIPTION	LIST PRICE
8.708-730.0	Tubular Cam Lock	\$64.50

SWITCH - ROTARY - 8-POSITION

Metal car wash switch.



- Double Stack 8-Position
- Metal
- Much more durable than cheaper plastic switches
- Direct replacement for Electroswitch 31302A-S and NU32LA
- Make before break functions

PART NO.	DESCRIPTION	LIST PRICE
8.708-729.0	8-Position Rotary Switch	\$110.00

TRANSFORMERS



PART NO.	DESCRIPTION	LIST PRICE
8.708-780.0	115-24V AC: 600 MIL/AMP	\$67.50
8.708-781.0	115/208/230-24V AC: 100V A Fused	\$224.00
8.708-783.0	120/208/240-24V AC: 50V A	\$58.50
8.708-784.0	120/208/240-24V A Not Fused	\$35.40

FUSES



PART NO.	DESCRIPTION	LIST PRICE
8.708-786.0	Transformer Fuse 5 AMP	\$13.50

CAR WASH BAY ACCESSORIES

SWIVELS - MEDIUM-PRESSURE - CAR WASH



- PSI: 1000
- 7/16" Flow-Thru Opening
- All-Brass Body
- Bronze-Thrust Bearing
- Buna Seals (Non-Repairable)
- 1/2" FPT x 1/2" MPT

PART NO.	DESCRIPTION	LIST PRICE
8.705-057.0	Swivel	\$37.40

SWIVELS - LOW-PRESSURE - CAR WASH



- Swivel Action PSI: 300
- Brass MPT
- Zinc-Chromate Steel FPT

PART NO.	DESCRIPTION	LIST PRICE
8.705-056.0	3/8" FPT x 3/8" MPT	\$16.10
8.705-055.0	1/2" FPT x 1/2" MPT	\$20.20

LANCES - FLEX



- PSI: 2500
- Temperature: 200°F
- Flexes 180° and returns
- Prevents bent lances and broken hoses
- Industrial-grade polyurethane flex section
- Perfect for self-serve car wash bays
- 1/4" galvanized pipe end sections

PART NO.	LENGTH	DESCRIPTION	LIST PRICE
8.710-600.0	18"	1/4"MPT x 1/8"FPT, Black	\$58.50
8.710-603.0	21"	1/4"MPT x 1/8"FPT, Red	\$60.50
8.710-604.0	24"	1/4"MPT x 1/8"FPT, Red	\$61.50
8.710-598.0	18"	1/4"MPT x 1/4"MPT, Red	\$42.00

VACUUM ACCESSORIES

May slip directly on to hose. Use with swivel cuffs for better results.



Vacuum Claw Nozzle

PART NO.	COLOR	LIST PRICE
1-1/2"		
8.708-892.0	Yellow	\$10.30
8.708-891.0	Black	\$8.80
8.708-890.0	Gray	\$8.40
2"		
8.708-894.0	Yellow	\$8.50

Adapter

PART NO.	DESCRIPTION	LIST PRICE
8.708-900.0	2" Hose x 1-1/2" Wand	\$10.60
8.708-904.0	2" Hose x 2" Wand	\$9.45

Cuffs, Hose to Tank

PART NO.	DESCRIPTION	LIST PRICE
8.708-903.0	1-1/2" x 1-1/2"	\$6.10
8.708-904.0	2" x 2"	\$9.45
8.708-905.0	1-1/2" x 1-1/2" Swivel	\$6.75

Vacuum Hose

PART NO.	DESCRIPTION	LIST PRICE
8.697-112.0	50' Blue Vac hose 1-1/2" Swivel	\$140.00
8.697-117.0	50' Blue Vac hose, 2" Swivel	\$194.00

TRIGGER GUN - RB65 WASH GUN

Low-pressure spray gun with straight jet and adjustable cone from the trigger with adjustable screws to alter cone angle wideness from 0° to 60°.



- PSI: 350
- GPM: 16.0
- Temperature: 195°F
- Completely Sealed
- Ergonomic
- Adjustable Jet Cone
- Trigger Protection
- Brass Body

PART NO.	DESCRIPTION	LIST PRICE
8.710-449.0	PA RB65 with Swivel	\$190.00
8.710-448.0	PA RB65 No Swivel	\$173.00
9.114-478.0	PA RB65 Stainless Steel w/ Swivel (RED)	\$203.00
8.751-896.0	RB 65 Trigger Gun Seal Kit- KIT 2	\$98.50

VACUUM MOTORS - A+ / AP



8.625-841.0



8.620-204.0



8.625-842.0

PART NO.	DESCRIPTION	LIST PRICE
TWO FAN STAGES, BYPASS MOTORS		
8.625-841.0	5.7" Diameter, 120V Double Ball Bearing, Peripheral Discharge	\$128.00
8.620-204.0	Vault System Vac Motor: 120V Double Ball Bearings, Tangent Discharge	\$131.00
THREE FAN STAGES, BYPASS MOTORS		
8.625-842.0	5.7" Diameter, 120V Double Ball Bearings, Tangent Discharge	\$205.00

VACUUM MOTORS - AMETEK-LAMB



8.685-502.0



8.685-442.0



8.685-458.0

PART NO.	DESCRIPTION	LIST PRICE
TWO FAN STAGES, BYPASS MOTORS		
8.685-502.0	5.7" Diameter, 120V Double Ball Bearing, Peripheral Discharge	\$118.00
8.685-442.0	Vault System Vac Motor: 120V Double Ball Bearings, Tangent Discharge	\$143.00
THREE FAN STAGES, BYPASS MOTORS		
8.685-458.0	5.7" Diameter, 120V Double Ball Bearings, Tangent Discharge	\$164.00

HOSES - CONNECTOR / CAR WASH BAY, 12'-25'

All car wash bay hoses come with solid male pipe on both ends.



PART NO.	LENGTH	PSI	LIST PRICE
3/8" BLACK - 1 WIRE			
8.918-333.0	12'	4000	\$42.80
8.918-334.0	13'	4000	\$44.60
8.918-338.0	15'	4000	\$50.50
8.918-340.0	16'	4000	\$52.00
8.918-342.0	17'	4000	\$56.00
8.918-344.0	18'	4000	\$59.00
8.918-348.0	20'	4000	\$63.50
3/8" BLUE - 1 WIRE			
8.918-360.0	12'	3000	\$80.50
8.918-366.0	15'	3000	\$97.50
8.919-124.0	16'	3000	\$103.00
8.918-369.0	17'	3000	\$109.00
8.918-371.0	18'	3000	\$113.00
8.918-373.0	19'	3000	\$75.00
8.918-375.0	20'	3000	\$124.00
8.918-385.0	25'	3000	\$105.00
1/4"BLUE - 1 WIRE			
8.918-389.0	13'	3000	\$55.50
8.918-391.0	14'	3000	\$61.50
8.918-393.0	15'	3000	\$59.50
8.918-395.0	16'	3000	\$66.00
8.918-397.0	17'	3000	\$67.50
8.918-399.0	18'	3000	\$72.00
8.918-401.0	19'	3000	\$72.00
8.918-403.0	20'	3000	\$76.50
8.918-409.0	23'	3000	\$88.50
8.918-411.0	24'	3000	\$91.50
8.918-413.0	25'	3000	\$93.00

SOLENOID VALVES - CFA - SS & BRASS



- Air
- Professional Car Washes
- Low Pressure Steam
- Light Oil
- Chemicals
- Other Industrial Applications

WATER SOLENOID VALVES 2-WAY, NORMALLY CLOSED.



The S211 Series Standard Water Valves have reliable piloted diaphragm construction with proven performance over decades of use. Featuring stainless-steel seats, the S211 Series typically requires 4 or 5 PSI pressure differential to open. The S201 Series Zero Differential Valves are constructed with the

same materials, but are capable of operating with the same amount of pressure on both sides of the valve. Both valve types are often utilized in the car wash industry.

HIGH-PRESSURE SOLENOID VALVES 2-WAY, NORMALLY CLOSED.



The S401 High-Pressure Valves are compact, dependable and specifically designed by ITT to meet car wash applications up to 1400 PSI. Best Buy.

CHEMICAL SOLENOID VALVES, 2-WAY, NORMALLY CLOSED.



For decades, car wash industry professionals have chosen the rugged S301 and S311 Series Valves because of their compact size and long life. Available in 1/8", 1/4" and 3/8" NPT designs, these valves are used in air, water and chemical applications.

SOLENOID VALVES FOR CAR WASH ANTI-FREEZE APPLICATIONS, NORMALLY OPEN

These valves provide long life and reliable performance in the "make or break" anti-freeze systems of car washes. The S202 and S212 Series Diaphragm Valves feature non-wicking, fabric-reinforced diaphragms, which eliminates premature diaphragm failures, as well as stainless-steel upper seats, which prevents seat deterioration often associated with brass-seated valves. The S202 Series Diaphragm Valve incorporates the zero-operating pressure design discussed above; the S212 Series is a piloted diaphragm, and the S402 Series is piloted piston valve.

SOLENOID VALVES - CFA - SS & BRASS



BODY	SEALS	MODE	TYPE	
BR = Brass	B = Buna	N/O = Normally Open	DA = Direct Acting	PP = Piloted Piston
SS = Stainless-Steel	V = Viton	N/C = Normally Closed	PD = Piloted Diaphragm	

PART NO.	GC PART NO.	PORT F-NPT / BODY	ORIFICE	OPER PSI	SEALS	MODE	TYPE / AC VOLTS	DEMA EQUIV	LIST PRICE
8.708-806.0	S201-CG4	3/8" / BR	.312"	150	B	N/C	PD / 110	A413P-110	\$334.00
8.708-807.0	S201-DG4	1/2" / BR	.438"	150	B	N/C	PD / 24	A414P-24	\$199.00
8.708-808.0	S201-DG4	1/2" / BR	.438"	150	B	N/C	PD / 110	A414P-110	\$208.00
8.708-821.0	S211-CG4	3/8" / BR	.625"	150	B	N/C	PD / 110	473P-110	\$201.00
8.708-822.0	S211-DG4	1/2" / BR	.625"	150	B	N/C	PD / 24	474P-24	\$215.00
8.708-823.0	S211-DG4	1/2" / BR	.625"	150	B	N/C	PD / 110	474P-110	\$215.00
8.708-824.0	S211-EG5	3/4" / BR	.750"	150	B	N/C	PD / 24	476P-24	\$253.00
8.708-825.0	S211-EG5	3/4" / BR	.750"	150	B	N/C	PD / 110	476P-110	\$261.00
8.708-826.0	S211-FG9	1" / BR	1.00"	150	B	N/C	PD / 24	-	\$396.00
8.708-827.0	S211-FG9	1" / BR	1.00"	150	B	N/C	PD / 110	-	\$397.00
8.708-829.0	S301-BD7	1/4" / BR	.109"	150	B	N/C	DA / 24	401P-24	\$156.00
8.708-830.0	S301-BD7	1/4" / BR	.109"	150	B	N/C	DA / 110	401P-110	\$164.00
8.708-831.0	S301-BD7	1/4" / SS	.125"	150	V	N/C	DA / 24	424-2-24	\$150.00
8.708-832.0	S301-BD7	1/4" / SS	.125"	150	V	N/C	DA / 110	424-2-110	\$156.00
8.708-833.0	S401-Z	3/8" / SS	.350"	1200	V	N/C	PP / 24	453P-24	\$270.00
8.708-834.0	S401-Z	3/8" / SS	.350"	1200	V	N/C	PP / 110	453P-110	\$258.00
8.708-835.0	S401-Z	1/2" / SS	.500"	1200	V	N/C	PP / 24	454P-24	\$475.00
8.708-836.0	S401-Z	1/2" / SS	.500"	1200	V	N/C	PP / 110	454P-110	\$332.00

REPLACEMENT / REPAIR KITS FOR SOLENOID VALVES

8.708-837.0	24V AC Coil	\$44.50
8.700-217.0	Repair Kit - S301, 1/4" Valves (Viton)	\$25.80

SOLENOID VALVES - KIP - SS & BRASS

■ Reliable over years of use

■ Millions of cycles life not unusual

■ All with FPT Ports



8.708-846.0



8.708-849.0



8.708-863.0

MODE

N/O = Normally Open

N/C = Normally Closed

TYPE

N/A = Not Adjustable

C/A = Chemical Adjustment

PART NO.	MODE	FPT	VOLTAGE	TYPE	ORIFICE ID	LIST PRICE
STAINLESS-STEEL						
8.708-846.0**	N/C	1/4"	24V AC	N/A	.062	\$208.00
8.708-849.0	N/C	1/8"	24V AC	N/A	.062	\$114.00
8.708-851.0	N/C	1/4"	24V AC	C/A		\$142.00
8.708-852.0*	N/C	1/4"	24V AC	C/A		\$142.00
8.708-855.0	N/C	1/4"	120V AC	N/A	.093	\$119.00
8.708-856.0	N/C	1/4"	24V AC	N/A	.093	\$120.00
8.708-857.0*	N/C	1/4"	120V AC	N/A	.093	\$313.00
8.708-858.0*	N/C	1/4"	24V AC	N/A	.093	\$126.00
BRASS SOLENOID VALVES - KIP						
8.708-863.0*	N/C	1/8"	240V AC	N/A	.062	\$102.00
8.708-864.0*	N/C	1/8"	120V AC	N/A	.062	\$98.50
PARTS						
8.708-859.0	Coil Only		120V	Wire Leads		\$55.50
8.708-860.0	Coil Only		24V	Wire Leads		\$86.00

*Conduit Body Style with Wire Leads ** Wire Leads

SOLENOID VALVES WITH BUILT-IN STRAINERS

For pressure lines and pressure systems only.

BRASS VALVES - DIAPHRAGM STYLE

■ Normally close valve operation

■ Proven design features for reliable performance on all applications

■ Operates in any position, but do NOT mount valve with coil under valve

■ Rated to 200°F fluid and 120°F ambient

CELCON PLASTIC VALVES - SUPER FOR STRONG CHEMICALS

■ PSI: 125

■ 1/4" & 3/8" FPT, 1/4" Orifice

■ Molded coil CSA-approved

■ Normally closed operation

■ Temperature: 180°F

■ Diaphragm style with Y-screen (S.S.)

■ Compact design - 1/4" spade connects



PART NO.	DEMA NO.	FPT	ORIFICE	PSI	VOLTAGE	LIST PRICE
BRASS VALVES - DIAPHRAGM STYLE						
8.711-249.0	442P	1/4"	.25	125	24V AC	\$108.00
8.711-250.0	442P	1/4"	.25	125	110V AC	\$156.00
8.711-252.0	443P	3/8"	.25	125	24V AC	\$114.00
CELCON PLASTIC VALVES						
8.708-869.0	P442	1/4"	.25	125	24V AC	\$81.00
8.708-870.0	P442	1/4"	.25	125	110V AC	\$83.00
8.708-872.0	P443	3/8"	.25	125	24V AC	\$86.50

PROPORTIONER FLOAT VALVE SYSTEMS - AQUA MASTER™ MODEL 440



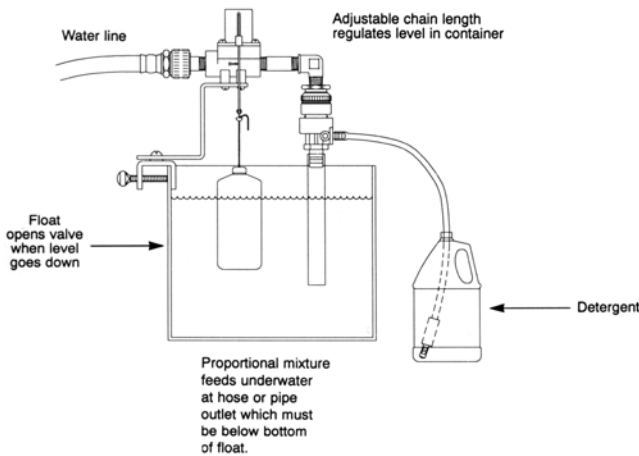
Liquid level proportioning controls - automatically maintain drum level and chemical concentration. The Aqua Master automatically maintains a desired level of proportioned mixture in a drum, tank or other type reservoir.



Magnetically activated "snap acting" float valves provide full water flow to activate the chemical proportioners. There are two basic sizes to give a choice of water flows as shown in the table below. Chemical feed rate is adjusted by metering screw or threaded metering tips. The compact 440 float valve is made of Celcon® plastic and is easily accessible for field maintenance.

Liquid-level proportioning controls are available in two flow capacities, 4.0 and 22.0 GPM at 50 PSI. Either size can be used with or without a proportioner. The proportioner allows chemical to be inducted while the valve is open.

All models, except as noted, are equipped with siphon breakers to prevent backflow into the fresh water line. The proportioner discharge is provided with means for attaching a hose or piece for under water feeding to minimize sudsing.



MODEL	DESCRIPTION	CAPACITY
440-23BT	Proportioning Valve, 4 GPM Flow at 50 PSI, Medium Capacity	12*
440-23T	Proportioning Valve, 4 GPM Flow at 50 PSI, High Capacity	35*
440-24	Proportioning Valve, 4 GPM Flow at 50 PSI, Highest Capacity	70*
437-21	Proportioning Valve, 22 GPM Flow at 50 PSI, Medium Capacity	10*

*Oz. / Gal of 1 CPS Fluid (ie, Viscosity of Water)

PART NO.	DESCRIPTION	LIST PRICE
8.710-525.0	440-23BT	\$390.00
8.710-524.0	440-23T	\$394.00
8.710-526.0	440-24	\$482.00
8.710-534.0	Optional Tips	\$31.00

VALVE - 3-WAY - ERIE MOTORTROL®



- Three-way valve to switch hot and cold inlets to single outlet
- 1/2" MPT (all three)
- 24V AC

PART NO.	DESCRIPTION	LIST PRICE
8.708-879.0	Motortrol Valve	\$614.00

PROPORTIONERS & ACCESSORIES - DEMA

Designed to blend liquid chemical concentrates with water (flowing at normal city water pressure) to create an accurate mix of diluted chemicals. Complete with metering orifice set and/or metering adjustment valve.

- 1 CPS = Viscosity of Water
- 75 CPS = Viscosity of SAE 10 Oil
- 220 CPS = Viscosity of SAE 30 Oil



MODEL NO.	DESCRIPTION	CAPACITY
		Max Blend Rate = Oz. Chem Per Gal Water
		1 CPS 75 CPS 220 CPS
162	24	14 6
163H*	64	30 14

*High-concentration chemical blender

PART NO.	DESCRIPTION	LIST PRICE
8.710-530.0	#162 Drum Mount with Proportioner	\$215.00
8.710-529.0	#163H High Concentrate Proportioner Low Side	\$109.00
8.700-226.0	Polypropylene Foot Valve	\$10.70
8.710-534.0	Optional Tips	\$31.00

HYPRO ROLLER PUMPS

Ideal for farm sprayers, pest control and chemical application usage.



- Maximum Fluid Temperature: 140°F
- Self-Priming Operation: Roller Pumps Should Not be Run Dry
- Adaptable to PTOs or Gas Engines
- Standard Super Rollers Provide the Chemical Resistance of Nylon and Long Life of Polypropylene
- Rotation is Determined by Looking at Shaft End of Pump



PART NO.	MODEL NO.	HOUSING	ROTATION	SHAFT DIA	NO. OF ROLLERS	SEALS	LIST PRICE
8.702-281.0	4101C	Cast-Iron	CW	5/8"	4	Viton	\$354.00
8.702-261.0	6500C	Cast-Iron	CCW	5/8"	6	Viton	\$391.00
8.702-263.0	6500C-R	Cast-Iron	CW	5/8"	6	Viton	\$411.00
8.702-282.0	7560C	Cast-Iron	CCW	15/16"	8	Viton	\$513.00
8.702-283.0	7560C-R	Cast-Iron	CW	15/16"	8	Viton	\$503.00

PERFORMANCE TABLES



SERIES 4001

- PSI Max: 150
- GPM Max: 9.0
- RPM Max: 1,800

PRESSURE IN PSI	GPM @ 1,100 RPM	HP	GPM @ 1,400 RPM	HP	GPM @ 1,800 RPM	HP
50	4.4	.24	5.9	.32	8.0	.46
100	3.8	.41	5.3	.56	7.3	.78
125	3.5	.50	5.0	.68	7.0	.95
150	3.3	.62	4.8	.78	6.7	1.10

SERIES 6500

- PSI Max: 300
- GPM Max: 21.8
- RPM Max: 1,200

PRESSURE IN PSI	GPM @ 540 RPM	HP	GPM @ 1,000 RPM	HP	GPM @ 1,200 RPM	HP
50	8.0	.38	16.5	.71	20.1	.90
100	7.2	.68	15.4	1.26	19.1	1.51
125	5.6	1.29	14.0	2.34	17.3	2.84
150	4.3	1.91	12.7	3.47	15.7	4.17

SERIES 4101

- PSI Max: 150
- GPM Max: 7.0
- RPM Max: 2,600

PRESSURE IN PSI	GPM @ 1,800 RPM	HP	GPM @ 2,200 RPM	HP	GPM @ 2,600 RPM	HP
50	4.5	.34	5.60	.40	6.6	.46
100	3.9	.56	5.0	.68	6.0	.76
125	3.7	.68	.82	.82	5.7	.92
150	3.4	.78	4.40	.96	5.4	1.08

SERIES 7560

- PSI Max: 300
- GPM Max: 22.5
- RPM Max: 1,000

PRESSURE IN PSI	GPM @ 540 RPM	HP	GPM @ 800 RPM	HP	GPM @ 1,000 RPM	HP
50	11.1	.74	17.5	1.26	22.0	1.78
100	10.3	1.25	16.9	1.95	21.3	2.53
125	8.6	2.26	15.5	3.40	20.0	4.20
150	7.1	3.30	18.9	5.30	18.0	6.10

FLOJET DIAPHRAGM PUMP



Built-in pressure switch automatically starts and stops pump instantaneously.



- Can run dry without damage
- Excellent Self-Priming Capability
- Low-Current Draw

PART NO.	FLOJET MODEL NO.	VOLTAGE	GPM	MAX PSI	PORTS	DIAPHRAGM*	VALVES*	LIST PRICE
8.702-328.0	4300-142A	12V DC	3.50	40	1/2" Barb	S	E	\$413.00
8.702-312.0	2100-032	115V	1.85	50	3/8" FPT	S	S	\$367.00
8.702-337.0	2100-022A	115V	1.85	50	3/8" FPT	V	V	\$482.00
8.702-331.0	4300-042	115V	3.50	45	1/2" Barb	S	E	\$522.00
8.702-329.0	4300-043A	115V	4.70	35	1/2" Barb	S	E	\$462.00

*V = Viton E = EPDM S = Santoprene

Note: These units are designed to withstand many harsh chemicals. However, because compounds and concentrations of materials pumped through these units are beyond the manufacturer's control, the manufacturer DOES NOT PROVIDE A WARRANTY on the wet-end of the pump.

DIAPHRAGM PUMP UNITS



1.0 - 3.8 GPM integrated pump motor units. Powered by 12V DC or 115V AC power. Pumps are standard with Santoprene® diaphragms and Viton valves for excellent service with a wide variety of sprayable products.

NOTE: Flow is reduced as pressure is increased (i.e. 100580 pumps 1.12 GPM at 60 PSI) automatic demand control on/off.



- Chemical-Resistant Materials
- Can run dry without damage
- Self-Priming
- Low-Amp Draw
- Automatic demand pressure switch or interanal bypass

PART NO.	SHURFLO MODEL NO.	POWER	VOLTAGE	GPM	MAX PSI	PORTS	DIAPHRAGM*	VALVES*	LIST PRICE
8.702-294.0	8000-541-236	Demand	12V DC	1.0	60	3/8" FPT	S	V	\$245.00
8.702-304.0	8000-343-236	Demand	12V DC	1.2	60	3/8" FPT	V	V	\$367.00
8.702-300.0	8000-543-236	Demand	12V DC	1.4	60	3/8" FPT	S	V	\$245.00
8.702-296.0	8000-543-238	Demand	12V DC	1.6	100	3/8" FPT	S	V	\$265.00
8.702-335.0	8030-813-239	Demand	12V DC	1.5	150	3/8" FPT	S	V	\$411.00
8.702-302.0	8002-793-238	Demand	12V DC	1.7	100	3/8" FPT	S	E	\$330.00
8.702-311.0	8000-532-256	Demand	115V	1.4	60	3/8" FPT	S	V	\$367.00
8.702-307.0	8000-033-236	Demand	115V	1.0	60	3/8" FPT	V	V	\$459.00
8.702-306.0	8000-533-236	Demand	115V	0.98	60	3/8" FPT	S	V	\$296.00
8.702-334.0	8000-812-288	Bypass	115V	1.4	100	3/8" FPT	S	V	\$420.00
8.702-308.0	8000-813-238	Demand	115V	1.6	100	3/8" FPT	S	V	\$392.00
8.702-338.0	8000-713-238	Demand	115V	1.6	100	3/8" FPT	S	E	\$387.00

2088 PREMIUM SERIES - SELF-PRIMES UP TO 12 FT. - BUILT-IN BACK CHECK

8.702-305.0	2088-343-135	Demand	12V DC	3.0	45	1/2" - 14M	S	V	\$329.00
8.702-303.0	2088-313-145	Demand	12V DC	3.6	45	1/2" - 14M	S	V	\$592.00
8.702-301.0	2088-712-244	Demand	12V DC	3.8	40	1/2" - 14M	S	E	\$391.00
8.702-310.0	2088-394-154	Demand	115V	3.2	40	1/2" - 14M	S	V	\$444.00

4111 - DOUBLE HEAD

8.702-339.0	4111-035	Demand	12V	7.0	45	1/2" - 14M	S	V	\$825.00
-------------	----------	--------	-----	-----	----	------------	---	---	----------

166 - AIR DRIVE

8.702-317.0	166-200-56	Demand	AIR	1.25	65	3/8" Barb	E	E	\$327.00
-------------	------------	--------	-----	------	----	-----------	---	---	----------

*V = Viton E = EPDM S = Santoprene

Note: These units are designed to withstand many harsh chemicals. However, because compounds and concentrations of materials pumped through these units are beyond the manufacturer's control, the manufacturer DOES NOT PROVIDE A WARRANTY on the wet-end of the pump.



AQUATEC 550 SERIES DIAPHRAGM PUMP

These pumps can either be controlled by a pressure switch ("demand" mode) or an external power control device. When required, an integrated bypass can be incorporated to help regulate pressure levels.



- Powerful flow rates up to 5.5 GPM / 21 LPM at pressures up to 80 PSI / 5.5 Bar
- Patented 5-Chamber diaphragm and piston design
- Quiet noise levels and with minimal pulsations

PART NO.	AQUATEC MODEL NO.	VOLTAGE	MAX FLOW	MAX PSI	PORTS	DIAPHRAGM*	VALVES*	LIST PRICE
8.750-812.0	25513-1E11-M638	12V DC	5.3	60	1/2" NPT	S	E	\$594.00

*V = Viton E = EPDM S = Santoprene

TWIN-DIAPHRAGM SPOT SPRAY PUMP



- PSI: 35 (#8 Tip)
- GPM: 1.0 (Open)
- 3/8" Hose Barb Inlet / Outlet
- Self-Priming to 2.5 Feet
- Operating Temperature: 40° - 110°F
- Liquid Temperature Max: 110°F
- 5 Amp Fuse
- Dry Weight: 1.3 lbs.
- Chemical-Resistant Valves and Diaphragm
- Compact automatic on-demand operation
- Sealed pressure switch automatically stops pump when discharge valve opens and closes
- Self-priming so pump can be located above supply tank
- Can run dry for extended periods without damage
- Built-In Thermal Protection on 12V DC Motor
- Low-Amp Draw (2.5 at 25 PSI, 4.0 at 35 PSI)

PART NO.	DESCRIPTION	OPEN	LIST PRICE
8.702-326.0	Spot Spray Pump, Max 35 PSI, 12V DC	1.0	\$187.00

INDUSTRIAL CHEMICAL SPRAYER

Excellent pre-prep chemical applicator. Trigger control, demand flow, wall-mount cabinet, enclosed pump unit pulls chemical from a bulk tank and delivers it through 100' lightweight hose for low-pressure stream / cone or mist application. Operator simply squeezes trigger for instant application.



- Diaphragm Pump Units
- PSI: 60
- Choice of 12V DC or 110V DC
- 100-Foot Hose
- Adjustable nozzle for cone mist to straight stream
- Durable Santoprene and Viton-Wetted Parts

PART NO.	DESCRIPTION	MOTOR	PSI	GPM	LIST PRICE
WALL MOUNT / CABINET SPRAYER					
8.906-090.0	Chemical Applicator	115V AC	60	1.15	\$929.00
8.906-089.0	Chemical Applicator	12V DC	60	1.25	\$715.00

Note: These units are designed to withstand many harsh chemicals. However, because compounds and concentrations of materials pumped through these units are beyond the manufacturer's control, the manufacturer DOES NOT PROVIDE A WARRANTY on the wet-end of the pump.

SPRAYMAX TRIGGER GUN

For pest control applications.



- PSI: 1000
- Temperature: 200°F
- Compare to JD-9, Mag-1, Robco and Ges
- Adjusts from fine mist to straight stream
- Drip-Free Shutoff
- Crafted for all-day comfortable use
- Larger trigger for 4-fingered grip

PART NO.	DESCRIPTION	LIST PRICE
8.708-995.0	With 1/2" Inlet	\$191.00
8.709-028.0	Repair Kit	\$64.00

M23 TRIGGER VALVES

Versatile hand-held trigger valves for chemical or water-flow control.



- PSI: 700
- GPM: 18.5
- 1/2" FPT Inlet/Outlet
- Lock-On Trigger Loop

PART NO.	DESCRIPTION	LIST PRICE
ALUMINUM BODY - SS / BR VALVE		
8.708-982.0	Trigger Valve - Viton	\$76.00
PLASTIC BODY - SS / BR VALVE		
8.708-983.0	Trigger Valve - Viton	\$58.00
8.708-984.0	Trigger Valve - Buna	\$42.00

TRIGGER-CONTROL SPRAY LANCES

Excellent for low-pressure chemical applications up to 150 PSI. Available in either plastic- or brass-lance tube. Works well with neutral, alkaline or mild acid solutions.



- Steel Trigger and Service Wrench
- Plastic Valve Body
- Brass-Needle Plunger
- Filter Screen in Nozzle Housing
- Cone Nozzle Adjusts 0-80°
- 24" Lance - Brass or Plastic
- Standard 11/16" outlet thread for standard low-pressure nozzle
- Accepts the adjustable cone nozzles or standard tip-jet nozzles (11/16 nozzle thread)

PART NO.	DESCRIPTION	LIST PRICE
TRIGGER LANCE		
8.902-777.0	Brass without Nozzle	\$76.00
8.902-778.0	Plastic without Nozzle	\$77.50
8.708-977.0	Plastic with Red Nozzle	\$71.50
8.925-822.0	Brass with Red Nozzle	\$96.50
8.700-493.0	Needle Valve and Seal Kit	\$10.10

PART NO.	DESCRIPTION	80° STRAIGHT CONE	LIST PRICE
ADJUSTABLE NOZZLE - GPM @ 40 PSI / ADJUST 0-80°			
8.708-980.0	#2 Red	.545	.204 \$11.80

TURBINE SERIES GUNS

Forged-brass housings, stainless-steel lances, mist cone to straight stream adjustment, on/off control, lock-on trigger, 1/2" BSP inlet Viton seals, up to 850 PSI at 140°F.



- PSI: 850
- 1/2" BSP Male Inlet
- Weight: 4 lbs.
- Standard 15 x 1 LRT(4.5 mm)
- 62 ft - Reach, Straight Stream at 850 PSI, 31.5 ft - Reach, Full Cone at 850 PSI

PART NO.	DESCRIPTION	GPM	BARREL	LIST PRICE
8.708-990.0	Long Range Turbine	30	21	\$386.00
8.708-989.0	Turbine	25	17	\$322.00

GUN ASSEMBLY - 910 SPOT SPRAY

High-pressure trigger gun adapted to spot spray application.



- Durable and comfortable
- 12" Plated Steel Lance
- 1/4" Hose Barb Inlet
- #2 Blue Adjustable Nozzle

PART NO.	DESCRIPTION	LIST PRICE
8.904-088.0	910 Spot Spray Gun Assembly	\$68.00

BRASS PRESSURE REGULATOR



- Durable and Strong
- 3/4" FPT Outlet
- Temperature: 120°F
- Weight: 10.3 oz.
- Sprayers pumping up to 15 GPM
- Adjustable Pressure Ranges
- Stainless-Steel Spring
- Tee-Handle Adjustment Screw
- 3/4" MPT Inlet
- Knurled locknut for ease of locking in adjustment

PART NO.	DESCRIPTION	PSI	LIST PRICE
8.712-557.0	3/4" FPT Outlet x 3/4" MPT Inlet	0-300	\$89.00



HEAVY-DUTY SWIVELS

Live swivels help prevent twisted and tangled hose.



8.708-996.0

- PSI: 600
- Brass Body, Stainless-Steel Bolt
- Viton Seals
- 1/2" MPT inlet and 1/2" outlet

PART NO.	DESCRIPTION	PSI	LIST PRICE
8.708-996.0	Swivel 1/2" M x F	600	\$27.80
8.708-997.0	Swivel 3/4" M X F	600	\$38.50

TRIGGER-JET SPRAY LANCES - TEEJET

Low-pressure chemical application lance will tolerate mild acid solutions.



- PSI: 150
- Diaphragm Shut-Off Valve
- Hand-Grip Trigger Control
- Plastic lance tube resistant to acids and agricultural chemicals
- Excellent for mild acids or alkali chemicals
- Polypropylene Body EPDM Seals STD
- 11/16" - Nozzle Connect Outlet

PART NO.	DESCRIPTION	LIST PRICE
----------	-------------	------------

TRIGGER LANCE (TIP NOT INCLUDED)

8.709-182.0	24", 1/4" FPT Inlet, Viton	\$77.00
8.709-184.0	24", 3/8" HB Inlet, Viton	\$77.50

TRIGGER VALVE ONLY

8.709-185.0	3/8" HB Inlet, 11/16" Outlet, Viton	\$51.50
8.709-186.0	1/4" HB Inlet, 11/16" Outlet, Viton	\$50.50
8.709-187.0	1/4" FPT Inlet, 11/16" Outlet, Viton	\$48.30

PARTS AND ACCESSORIES - TRIGGER JET LANCE

8.709-188.0	Adapter, 11/16" x 11/16" PP	\$3.05
8.709-189.0	24" Lance Tube Only	\$31.50
8.709-190.0	24" Lance Tube with Seals and Fittings	\$33.90

TRIGGER JET NOZZLES - POLYPROPYLENE, ADJUST FROM 00 TO 600

8.709-192.0	Yellow Core (x 3), .23 GPM / 60 PSI	\$16.00
8.709-193.0	Green Core (x 5), .37 GPM / 60 PSI	\$15.50
8.709-194.0	Red Core (x 6), .45 GPM / 60 PSI	\$15.70
8.709-195.0	Gray Core (x 8), .57 GPM / 60 PSI	\$15.70
8.709-196.0	Brown Core (x 12), .84 GPM / 60 PSI	\$15.70
8.709-197.0	Orange Core (x 18), 1.2 GPM / 60 PSI	\$15.70

LONG RANGE TIP

Best used with long-range turbine gun.



- PSI: 850
- GPM: 24.4
- 15 x 1 Long-Range Tip
- Brass Body
- 77 ft Max Throw Range

PART NO.	ORIFICE DIA (MM)	DEGREES	LIST PRICE
----------	------------------	---------	------------

8.708-998.0	3.5	45°	\$34.30
8.708-999.0	4.0	45°	\$33.00
8.709-000.0	4.5	50°	\$33.00
8.709-003.0	6.0	65°	\$34.60
8.709-004.0	7.0	75°	\$33.10

LOW-FLOW BRASS PRESSURE REGULATOR

- 1/2" MPT Inlet
- 1/2" Outlet
- Temperature: 120°F
- Weight: 10.3 oz.
- For Sprayers Pumping Up to 5 GPM
- Durable and Strong Brass Construction
- Stainless-Steel Spring
- Positive Viton Seal to Prevent Leakage
- Knurled Locknut for Easy Adjustment



PART NO.	DESCRIPTION	LIST PRICE
----------	-------------	------------

8.712-553.0	200-650 PSI	\$90.50
8.712-554.0	0-300 PSI	\$77.50

NYLON PRESSURE REGULATOR

Maximum corrosion resistance.



- Male Inlet / Female Outlet
- Temperature: 120°F
- Weight: 4 oz.
- Up to 15.0 GPM
- Stainless-Steel Spring
- Positive Viton Seal to Prevent Leakage and Provide Best Chemical Resistance
- Knurled Locknut for Easy Adjustment
- Tee-Handle Adjustment Screw
- Choice of 1/2" or 3/4" Inlet / Outlet

PART NO.	INLET	OUTLET	ADJUSTABLE PRESSURE RANGE	LIST PRICE
8.712-555.0	1/2"	3/4"	0-250 PSI	\$42.60
8.712-552.0	3/4"	3/4"	0-250 PSI	\$44.80
8.712-556.0	3/4"	3/4"	0-400 PSI	\$43.20

BULKHEAD FITTINGS



- Black Polypropylene
- Double-Threaded with EPDM Gasket
- Opening Same Size as Outside Diameter

PART NO.	FPT	HOLE DIA	LIST PRICE
8.705-336.0	1/2"	1-5/8"	\$24.00
8.705-338.0	3/4"	1-5/8"	\$23.30
8.705-144.0	3/4"	1-3/4"	\$10.60
8.705-145.0	1"	1-3/4"	\$10.60
8.705-339.0	1"	2-1/2"	\$32.30
8.705-341.0	1-1/4"	2-1/2"	\$35.00
8.705-342.0	1-1/2"	2-1/2"	\$32.80
8.705-146.0	1-1/2"	3"	\$21.20
8.705-147.0	2"	3"	\$18.00
8.705-343.0	2"	3-1/8"	\$42.10

GASKET FOR ABOVE

8.705-337.0	Fits 1/2", 3/4"	\$4.90
-------------	-----------------	--------

BULKHEAD / TANK FITTINGS - BRASS



- Use to drain or remove liquids from tanks, drums, etc.
- Heavy-Duty Brass
- Includes nut and aluminum grip water

PART NO.	OVERALL LENGTH	MOUNTING HOLE DIAMETER	LIST PRICE
8.705-139.0	1/8" x 1.5"	5/8"	\$9.40
8.705-140.0	1/4" x .94"	3/4"	\$14.50
8.705-141.0	1/4" x 1.5"	3/4"	\$11.80
9.802-149.0	3/8" x 1.3"	1"	\$13.90
9.802-150.0	1/2" x 1.5"	1-1/8"	\$18.50

Note: Installation requires access to inside of tank

DIAPHRAGM CHECK VALVES - NYLON

For drip-free spraying.



- PSI: 125
- Operating Pressure PSI: 10
- GPM: 2.0
- Nylon Body, Polypropylene End Cap - EPDM - Diaphragm
- 1/4" MPT Inlet, 11/16" - 16 Male Outlet Nozzle Thread
- Spring-backed diaphragm for positive actions

PART NO.	DESCRIPTION	LIST PRICE
8.709-377.0	Diaphragm Check Valves	\$29.30

- DO NOT USE... Polypropylene for: gasoline, nitric acid, trichlorethylene, toluene, aromatic hydrocarbons or kerosene. Polypropylene "P" - black / glass reinforced
- DO NOT USE... Nylon for: hydrochloric acid, chlorine, fluorine, nitric, xylene or phosphoric or sulfuric acids. Nylon 6/6 "N" white / natural color.

PLASTIC FITTINGS

For cater and chemical supply lines. Ideal for use with most alkaline-based detergents, most agricultural chemicals, ethanol, and most ammonium and sodium-based compounds.

■ PSI: 150

■ Temperature Max: 140°F at 90 PSI

■ Temperature Max: 90°F at 150 PSI



8.705-265.0



8.705-317.0



8.705-335.0

PART NO.	DESCRIPTION	BARB X MPT	LIST PRICE
HOSE BARBS - BARB X MPT			
8.705-262.0	Poly	1/4" x 1/4"	\$1.00
8.705-264.0	Poly	1/4" x 3/8"	\$1.05
8.705-263.0	Poly	3/8" x 1/4"	\$1.05
8.705-265.0	Poly	3/8" x 3/8"	\$1.00
8.705-268.0	Poly	1/2" x 3/8"	\$1.15
8.705-270.0	Poly	5/8" x 1/2"	\$1.00
8.705-278.0	Nylon	3/8" x 1/4"	\$1.10
8.705-281.0	Nylon	3/8" x 3/8"	\$1.00
8.705-284.0	Nylon	3/8" x 1/2"	\$1.05
8.705-282.0	Nylon	1/2" x 3/8"	\$1.05
8.705-285.0	Nylon	1/2" x 1/2"	\$1.20
8.705-288.0	Nylon	1/2" x 3/4"	\$1.20
8.705-286.0	Nylon	5/8" x 1/2"	\$1.05
8.705-289.0	Nylon	5/8" x 3/4"	\$1.05
8.705-287.0	Nylon	3/4" x 1/2"	\$0.90
8.705-290.0	Nylon	3/4" x 3/4"	\$1.45
8.705-291.0	Nylon	1" x 3/4"	\$1.90
90° BARB X MPT ELBOWS			
8.705-293.0	Poly	1/4" x 1/4"	\$2.00
8.705-296.0	Poly	1/4" x 3/8"	\$2.05
8.705-294.0	Poly	3/8" x 1/4"	\$2.20
8.705-298.0	Poly	3/8" x 3/8"	\$2.20
8.705-301.0	Poly	3/8" x 1/2"	\$2.30
8.705-295.0	Poly	1/2" x 1/4"	\$2.15
8.705-299.0	Poly	1/2" x 3/8"	\$2.30

PART NO.	DESCRIPTION	BARB X MPT	LIST PRICE
90° BARB X MPT ELBOWS			
8.705-303.0	Poly	1/2" x 1/2"	\$2.15
8.705-304.0	Poly	5/8" x 1/2"	\$2.15
8.705-308.0	Poly	5/8" x 3/4"	\$2.50
8.705-305.0	Poly	3/4" x 1/2"	\$2.45
8.705-310.0	Poly	3/4" x 3/4"	\$2.50
8.705-300.0	Nylon	3/8" x 1/2"	\$2.40
8.705-306.0	Nylon	1/2" x 3/4"	\$2.50
8.705-309.0	Nylon	3/4" x 3/4"	\$2.50
HEX NIPPLE - MPT X MPT			
8.705-316.0	Poly	1/4" x 1/4"	\$1.10
8.705-317.0	Poly	3/8" x 3/8"	\$1.30
8.705-323.0	Poly	1/2" x 3/8"	\$1.25
8.705-319.0	Poly	1/2" x 1/2"	\$0.90
8.705-326.0	Poly	3/4" x 1/2"	\$1.15
8.705-321.0	Poly	3/4" x 3/4"	\$1.45
8.705-324.0	Nylon	1/2" x 1/4"	\$1.20
8.705-318.0	Nylon	1/2" x 1/2"	\$0.90
8.705-320.0	Nylon	3/4" x 3/4"	\$1.45
ELBOWS - BARB X BARB			
8.705-335.0	Poly	3/8" x 3/8"	\$1.25
TEES BARB X BARB X BARB			
8.705-327.0	Nylon	1/4" B x B x B	\$1.25
8.705-328.0	Nylon	3/8" B x B x B	\$1.45
"PUSH-ON" HOSE BARBS - NORMALLY DOES NOT REQUIRE CLAMPS			
8.705-346.0	Nylon	1/4" B x 1/4" FPT	\$4.45

HIGH-VOLUME LOW-PRESSURE SOFT WASH KIT*

Kit includes:



9.808-395.0



9.118-125.0

- Comet P40 pump - Low speed, 11GPM@290 psi, with a day work duty cycle (8 hours). Made from Stainless steel, head plates of Aluminum to avoid misalignment and chemical resistant polypropylene for all wet parts
- Honda GX200 - Suitable for a wide range of heavy duty applications with a high power-to-displacement ratio, easy starting decompression system, high quality materials, low fuel/oil consumption and reduced vibration and noise levels
- Aluminum chassis - Corrosion resistance, with skid feet for trailer mounting including vibration isolators
- Extra bracket - For pump mounting

PART NO.	MODEL NO.	LIST PRICE
9.808-395.0	Soft Wash Kit	\$2,400.00
REPLACEMENT PARTS/ACCESSORY		
8.765-877.0	Diaphragm pump P40	\$3,889.45
9.118-125.0	Diaphragm pump P36	\$2,675.00
8.765-878.0	Diaphragm pump AR750	\$4,488.65

*Picture shown assembled, but note components arrive individually; assembly required.

EVERFLO SERIES - DIAPHRAGM PUMPS



9.118-120.0

9.118-121.0



9.118-122.0

9.118-123.0

PART NO.	MODEL NO.	LIST PRICE
9.118-120.0	Pump, 5.5 GPM, 12V	\$338.58
9.118-121.0	Pump, 7.0 GPM, 12V	\$576.89
9.118-122.0	Bleach Pump, 5.5 GPM, 12V	\$391.62
9.118-123.0	Replacement Pump Head Kit, 5.5 GPM	\$114.49

LONG DISTANCE NOZZLE



- PSI Max: 5000
- Temperature: 250°F
- Inlet 1/4" NPT-M
- 10 GPM
- Cleans surfaces from longer distances
- Robust stainless steel construction

PART NO.	DESCRIPTION	LIST PRICE	PART NO.	DESCRIPTION	LIST PRICE
9.116-521.0	Nozzle, Long Distance #2.0	\$95.50	9.116-529.0	Nozzle, Long Distance #6.0	\$95.50
9.116-522.0	Nozzle, Long Distance #2.5	\$95.50	9.116-530.0	Nozzle, Long Distance #6.5	\$95.50
9.116-523.0	Nozzle, Long Distance #3.0	\$94.50	9.116-531.0	Nozzle, Long Distance #7.0	\$95.50
9.116-524.0	Nozzle, Long Distance #3.5	\$94.50	9.116-532.0	Nozzle, Long Distance #7.5	\$95.50
9.116-525.0	Nozzle, Long Distance #4.0	\$94.50	9.116-533.0	Nozzle, Long Distance #8.0	\$94.50
9.116-526.0	Nozzle, Long Distance #4.5	\$94.50	9.116-534.0	Nozzle, Long Distance #8.5	\$94.50
9.116-527.0	Nozzle, Long Distance #5.0	\$94.50	9.116-535.0	Nozzle, Long Distance #9.0	\$94.50
9.116-528.0	Nozzle, Long Distance #5.5	\$94.50	9.116-536.0	Nozzle, Long Distance #10.0	\$94.50



SPRAY GUN RB65



PART NO.	DESCRIPTION	LIST PRICE
8.710-449.0	16GPM/350PSI 195DEG W/SW	\$190.00

A+ JROD (QC) MULTI-NOZZLE HOLDER

- Stainless Steel



PART NO.	DESCRIPTION	LIST PRICE
9.115-330.0	2-Way	\$11.70
9.115-396.0	4-Way	\$20.80

HIGH PSI BALL VALVES



- Max PSI: 5000
- Max Temperature: 176°F
- Nickel Plated Brass Body

PART NO.	DESCRIPTION	LIST PRICE
9.113-462.0	3/8" FPTxFPT	\$86.50
9.115-186.0	1/2" FPTxFPT	\$131.00

INDEX

2nd Story Nozzle Kit, 2 PK.....	67	Battery Boxes with Cover, Marine Style	177
21" Undercarriage		Big Gun.....	28
Cleaner Kit.....	12	Big Stainless-steel Lances & Side Handles	32
44" Zinc Plated Wand.....	31	Blower Wheels - Beckett.....	150
A+ 24" VEnturi Pump		Blower Wheels - Wayne.....	149
Surface Cleaner.....	9	Bracket Holder.....	16
A+ Gun.....	25	Brass Pressure Regulator.....	189
A+ relaxed Trigger Gun.....	25	Breaker Switches.....	174
Accumulator - Pulse Dampener.....	108	Briggs & Stratton Engine Parts.....	138
Adapters - Brass.....	50	Briggs & Stratton Engines - Gasoline.....	138
Adapters - High PSI - Steel.....	55	Brushes.....	16
Admiral Pump Repair Kits.....	90	Brushes - Foam & Accessories.....	179
AG Hose - Complete Assembly.....	41	Bulkhead Fittings.....	191
AG Hose - Orange PVC-Ribbed - Bulk.....	41	Bulkhead / Tank Fittings - Brass.....	191
Air-filter / Regulators.....	179	Burner Chart - Beckett.....	146
Air Valve - Coil Blow Out.....	134	Burner Chart - Wayne.....	148
Anti-seize Compound.....	109	Burner Controller and Contractor Tool - Genisys™....	147
AP1000 Open Gun.....	29	Burner Ignitor / Base Plates - Beckett.....	152
AP Dump Gun.....	29	Burner Ignitors - Allanson.....	152
AP Uninsulated Lances.....	32	Burner Ignitors - Beckett.....	151
Aquatec 550 Series Diaphragm Pump.....	188	Burner Ignitors - Wayne.....	152
AR Direct Drive Pumps.....	102	Burner Motors.....	150
AR Pump Kits.....	104	Burner Parts - Beckett - Electrode / Insulator Assembly	147
AR Pump Repair Kit Selection Chart.....	103	Burner Parts - Beckett - Misc Repair.....	147
AR Triplex Ceramic Plunger Pumps.....	101	Burner Repair Parts / Common - Beckett & Wayne..	149
Back Orders.....	204	Burner Repair Parts - Wayne.....	149
Baldor Motors - C-Face Open Drip Proof (ODP).....	139	Burners - Beckett 14V DC.....	146
Baldor Motors - Open Drip Proof (ODP).....	140	Burners - Beckett - 115V / 230V.....	146
Ball Valves - 454 Series, Polypropylene, Low PSI	132	Burners - Wayne.....	148
Ball Valves - 2940/3830 Mini Series, Low PSI.....	132	Burner Transformers - Allanson.....	151
Ball Valves - BKH Series, High PSI.....	131	Burner Tune Up Kit - Beckett.....	150
Ball Valves - Forged-brass, Low PSI.....	130	Bushings - Brass.....	50
Ball Valves - Mini, Low PSI.....	130	Cam Switches - 2-Position.....	173
Ball Valves - Model 727, 3 Way.....	132	Cam Switches - 3-Position - "Elektra" Universal.....	172
Ball Valves - Nickel-plated Brass, Low PSI.....	131	Cam Switches - 3-position - Machine Control.....	171
Ball Valves - PVC, Low PSI.....	131	Cam Switches - 3-Position -SALZAR "BIG BOOT"	171
Ball Valves - RKH Series - Stainless-steel, High PSI .	131	Cam Switches - On / Off with Box - "Elektra"	172
Ball Valves - Shut-off, High PSI.....	131	Cam Switches - Rotary - Salzer	166
Ball Valves - Stainless-steel, Low PSI.....	130	Cam Switches with & without Box	171
Ball Valves - Stainless-steel, Low PSI, One Piece.....	131	Car Wash Booms, "Reflex".....	180
Ball Valves - T-601 Series Compact PVC, Low PSI	132	CAT Triplex Pumps.....	105
Barbs - Push-N-Lock.....	52		

Ceramic Plungers.....	100	Complete Wheels.....	178
Ceramic Unitized Ball Valve.....	26	Connector Clamps - Romex (Metal).....	174
Check Valves - 460 Series, High PSI.....	129	Connector Hose	44
Check Valves / Backflow Preventor - T533 Model, Vacuum Breaker	129	Connector Hose - 2' - 10'.....	43
Check Valves - PVC, Low PSI.....	129	Connector / Strain Reliefs - Liquid Tight - For Cable, Wire & Tubing.....	175
Check Valves - Spring Loaded, High PSI.....	129	Contactors - DP - Cutler-Hammer.....	165
Check Valves - Spring Loaded, Low PSI.....	129	Cord Caps & Plugs.....	174
Check Valves - Stainless-steel, High PSI.....	129	Couplers - Lance & Nozzle Couplers.....	76
Check Valves - Swing Action, Low PSI.....	128	Couplers Sections - Browning / Lovejoy.....	143
Chemical Injectors - 400 Series.....	125	Couplings - Field Attachable.....	42
Chemical Injectors - 505 Series Stainless-steel.....	126	Couplings - Galvanized	57
Chemical Injectors - Adjustable, with Quick-connect..... 126		Couplings - Hex - Heavy Wall Steel.....	55
Chemical Injectors - Amerimax Series.....	123	Couplings - Hex - High PSI - Steel.....	55
Chemical Injectors - Amerimax Series - Quick-coupled Assemblies.....	123	Crimp Fittings.....	42
Chemical Injectors - Brass.....	126	Crosses - 4 Connects - High PSI - Steel.....	56
Chemical Injectors - Fixed.....	123	Crosses - FPT - Brass Extruded	52
Chemical Injectors - Hi-Lo.....	125	Curb Cleaner.....	12
Chemical Injectors - Non Adjustable.....	126	Diaphragm Check Valves - Nylon.....	191
Chemical Injectors / Pressure Reducer - Extact-A-Flow.. 126		Diaphragm Pump Units.....	187
Chemical Injectors - Robokim.....	124	Digital Power Monitor.....	173
Chemical Injectors - Robokim Quick-Coupled Assemblies.....	124	Disinfectant - Vital Oxide.....	19
Chemical Injectors - ST-60 Series.....	123	Draft Diverters & Rain Caps.....	155
Chemical Injectors - ST-62 Variable.....	124	Drain Cocks.....	53
Chemical Injectors - ST-62 Variable.....	124	Drum Pumps - Red Head.....	15
Chemical Injectors - ST-64, Up Stream.....	124	Drum / Tank Pump - Crank Style	15
Chemical Injectors - Stainless-steel.....	123	Dual Injectors - High Draw.....	126
Chemical Injectors - Stainless-steel.....	126	Dual Lances	30
Chemical Metering Valves - Brass.....	133	Dual Lances	30
Chemical Metering Valves - Dual - ST-66 Model.....	133	Duct Cleaner	13
Chemical Metering Valves - Flow Control.....	133	Duct Cleaner.....	13
Chemical Metering Valves - Flow Selector, 3 & 4 Way.... 132		Dump Gun- SJ3000.....	29
Chemical Metering Valves - Series 28, Flow Control.....	133	Economy Trigger Gun	25
Chemical Metering Valves - Series 28, Flow Control.....	133	Elbows - 45°.....	55
Chemical Metering Valves - ST-61.....	123	Elbows - 90° - Brass.....	51
Circuit Breakers	170	Elbows - 90° - Galvanized.....	57
Comet Pumps and Pump Kits.....	106	Elbows - High PSI - Steel.....	56
Comet Pumps & Pump Kits- MC25-GR (with Gear Reducer).....	106	Elbows - Street - 90° - Galvanized.....	57
		Elbows - Street-Brass.....	51
		Elbows - Street - High PSI - Steel.....	56
		Engine Parts - Kohler Lombardini.....	139
		Engines - Kohler Lombardini - Diesel.....	138

INDEX

Fiberglass Telescoping Wands.....	33	Flow Switches - Legacy	162
Filters - Blue Top.....	61	Flow Switches - Legacy MV60 & AP500.....	162
Filters - Chemical - Brass.....	57	Flow Switches - Phoenix with Pilot.....	162
Filters - Chemical - Brass / Plastic.....	58	Flow Switches - ST-5 & ST-6.....	162
Filters - Chemical Lines with Filter.....	58	Flow Switches - ST-7 with Micro Switch.....	162
Filters - Chemical - "The Big One".....	57	Flow Switches - ST-505 Stainless-steel.....	163
Filters - Clear Bowl.....	58	Flow-Thru Gun.....	29
Filters - Fuel.....	60	Foam Cannon - Adjustable PAttern 2L.....	17
Filters - Fuel - Clear Bowl.....	61	Foam Cannon - Wide Mouth 1.5L.....	17
Filters - Fuel Element - General.....	61	Foamers - Adjustable with Tank.....	18
Filters - Fuel / Water Separator - Legacy.....	61	Foamers - Foam Cannon.....	16
Filters - Fuel / Water Separator - Racor.....	62	Foamers - Foam Cannon.....	80
Filters - Funnel - Racor.....	62	Foamers - Foam Jet Kit.....	18
Filters - High-volume.....	61	Foamers - Lafferty Airless 10/20 SS.....	18
Filters - In-line - All Metal.....	58	Foamers - Legacy Compact.....	17
Filters - In-line - Can-type.....	59	Foamers - Legacy Compact.....	80
Filters - In-line - Clearview.....	59	Foamers - PF22 MTM Hydro Foam Cannon.....	17
Filters - In-line - Green-cap.....	58	Foamers - Suttner ST-75/76 Kits.....	17
Filters - In-line - Heavy-duty.....	58	Foot / Check Valve.....	60
Filters - In-line - Nozzle - High-pressure.....	60	Foot-Controlled Pressure Valve.....	15
Flanges - Interpump / General Pump.....	110	Foot Valves - Suction - ST35 / ST35R.....	60
Flanges - Legacy.....	110	Frames, Direct Drive.....	176
Flat-free Tires.....	177	Freight.....	204
Flex Couplers - Interpump / General Pump.....	110	Fuel Caps.....	177
Flex Couplers - Legacy.....	110	Fuel Conditioner and Soot Remover.....	150
Flex Couplings - Beckett.....	147	Fuel Nozzles - Check Valve - "Snap".....	160
Flex Lances.....	33	Fuel Nozzles - Delavan - 45° & 60°.....	156
Flex Line Bypass / Supply Line Hose.....	43	Fuel Nozzles - Delavan - 70°.....	157
Float Valves - Adjustable, Bronze.....	127	Fuel Nozzles - Delavan - 80°.....	158
Float Valves - Balls, Copper & Plastic.....	127	Fuel Nozzles - Delavan - 90°.....	159
Float Valves - Brass.....	128	Fuel Pump - Beckett Cleancut.....	150
Float Valves - Brass Float with Ball & Stem.....	127	Fuel Pumps & Replacement Parts - Suntec.....	151
Float Valves - Diaphragm.....	128	Fuel Solenoid Valve - 12V DC Kip.....	152
Float Valves - Hudson.....	128	Fuel Solenoid Valves / Coils - Suntec.....	153
Float Valves - Kerick.....	128	Fuel Tank, 9-gallon Diesel.....	176
Float Valves - PA Brass Assembly.....	127	Fuel Tanks.....	176
Float Valves - ST-8, Brass Assembly.....	127	Fuses.....	170
Float Valves - Stems.....	127	Fuses.....	180
Float Valves - Vertical.....	128	Galvanized Pipe Fittings.....	57
Flojet Diaphragm Pump.....	187	Garden Hose - Apex Quality.....	41
Flow Meters - Visi - Float.....	135	Garden Hose - Cold Weather.....	41
Flow Switches - GP - TMT.....	162		

Garden Hose Fittings	54	Hose - A+ 1-Wire Gray Smooth Cover, Non-Marking.....	38
Gas Conversion Kits - LP - Robert Shaw.....	155	Hose - A+ / Tuff-flex - 1-Wire Smooth Cover.....	39
Gas Jets.....	153	Hose - A+ / Tuff-flex - 2-Wire Smooth Cover.....	39
Gas Pilots.....	155	Hose Barbs - Brass	53
Gas Regulators - LP	154	Hose Barbs - Brass Check Barbs.....	53
Gas Regulators - LP Gas Conversion Kits.....	154	Hose Barbs - Orificed	53
Gas Regulators - Natural Gas.....	154	Hose Barbs - Swivel - Low Pressure.....	53
Gas Valve Accessory Components.....	160	Hose Bend Restrictors.....	40
Gas Valves - 1" by Robert Shaw.....	155	Hose Clamps.....	55
Gas Valves - Honeywell	153	Hose - Gray Non-Marking 1 & 2-Wire - With & Without Couplers	36
Gas Valves - LP or Natural.....	160	Hose - Legacy 1- & 2-Wire, Non-marking	38
Gear Box Lube	109	HOSE - Legacy 1- & 2-Wire with Couplers or M22 Ends.....	36
Geared Reduction Units - Interpump / General Pump.....	110	Hose - Legacy 1-Wire Smooth Cover, Non-marking....	37
Gear Reduction.....	109	Hose - Legacy High-pressure	35
Generator - Voltmaster	173	Hose Reels - AP.....	22
Generator - WINCO- AC- TB2400.....	173	Hose Reels - Coxreels.....	23
GFCI Module	174	Hose Reels - General Pump A-frame Hose Reels.....	24
GFCI - with and without Plugs & Cords.....	175	Hose Reels - General Pump Swivels	24
Giant Trigger Guns	26	Hose Reels - Legacy Pivot & Fixed Base.....	21
Gloves - Industrial Duty.....	19	Hose Reels - Legacy Stackable.....	20
GP Locking Trigger Gun.....	28	Hose Reels - Legacy Swivels.....	21
GP Pump Packing / Extraction Kit - Complete.....	109	Hoses - Connector / Car Wash Bay, 12'-25'	182
Gray HOSE fittings.....	37	Hose - Whitewater® Combination Steam Hose.....	40
Gun Assembly - 910 Spot Spray	189	Hour Meters for Gasoline Engines.....	137
Gun, Dual Lance Combo	34	Hours of Operation.....	204
Gutter Cleaner Attachment.....	33	Hypro Roller Pumps.....	186
Hand Cleaner - Victor Waterless Command-O with Pumice	20	Indicator Lights	174
Handles - Fiberglass "Super Handles"	16	Industrial Chemical Sprayer.....	188
Heavy-duty Swivels	190	Insulation and Rigid Disc / Donuts.....	161
Hex Couplings - Brass.....	50	Interpump / General Pump - Car Wash Solid-shaft Pump.....	96
Hex Couplings - Reducing - Brass.....	50	Interpump / General Pump - EZ Series Hollow-shaft..	97
Hex Nipples - Double - Brass	50	Interpump / General Pump - Hollow-shaft.....	97
Hex Pipe Plugs - High PSI - Steel.....	56	Interpump / General Pump Kit Selection Chart.....	98
Hex Reducing Nipples - Brass.....	50	Interpump / General Pump Kits - Genuine.....	99
Hobby Gun, Lance and Hose.....	34	Interpump / General Pump Kits - Genuine (continued).....	100
Hobby Hose.....	40	Interpump / General Pump - Large Frame Solid-shaft Pump.....	96
Honda Engine Parts.....	138	Interpump / General Pump - Series "44" (EZ Series) Solid-shaft Pump.....	96
Hose - 1-Wire	35		
Hose - 2-Wire	35		
Hose - A+ 1- & 2-Wire with Coupling and Plug, Non-marking.....	38		

Interpump / General Pump - Solid-shaft Pumps.....	95	Legacy Pump - KKV Series.....	85
Interpump / General Pump - TSF Solid-shaft Pump	96	Legacy Pump - NLT Series.....	83
Interpump / General Pump - TX Series Hollow-shaft..	97	Legacy Pump - NMT Series.....	83
Interpump / General Pump - TX Solid-shaft Pump	96	Legacy Pump Repair Kits.....	89
Interpump / General Pump - V-packing Insertion Tool Kit.....	108	Legacy Pump Repair Tool Kit	88
Interpump Packing / Extraction Tool.....	108	Legacy Pump - TMH Series.....	87
Jetter Pulse Valves.....	107	Legacy Pump - TML Series.....	85
JRod Multi-Nozzle Holder	79	Legacy Pump - TTV Series.....	85
JRod Multi-Nozzle Holder	79	Legacy Pump - WJG Series.....	86
Junction Boxes.....	169	Legacy Pump - WJH-F & WJH Series	86
KEW Style QC's.....	48	Legacy Pump - WMG 1 Series.....	87
Keyed Ignition Switch - 12V DC.....	139	Legacy Pump - WMG Series.....	86
Lance Handles / Accessories.....	33	Legacy Square Molded Grip Lances	31
Lances - Flex.....	181	Legacy Vented Lances.....	32
Legacy "Best" Spray Gun	25	Lightweight Gray HOSE.....	37
Legacy HD Pump.....	81	Locknut Fittings - Hex-Head Plugs.....	54
Legacy HD Pump - FOG NEMA Series	84	Locks for Meter Boxes	180
Legacy HD Pump - GF & GFP Series.....	84	Long Range Tip.....	190
Legacy HD Pump - GM Series.....	82	Low-flow Brass Pressure Regulator	190
Legacy HD Pump - GP & GPP Series.....	84	M23 Trigger Valves	189
Legacy HD Pump - GS Series.....	84	M407 Trigger Gun.....	25
Legacy HD Pump - GT Series.....	82	Miscellaneous Parts.....	178
Legacy HD Pump - GX Series.....	81	ML320	28
Legacy HD Pump - HY Series	85	Molded Plastic Float Tanks.....	176
Legacy HD Pump - Ready to Go Series.....	82	Motor Contactors - Coils & Thermal Overloads.....	167
Legacy HD Pump Repair - Ceramic Plunger Kits.....	94	Motors - A.O. Smith - Pressure Washer - Open Drip Proof (ODP).....	141
Legacy HD Pump Repair - Complete Kits	94	Motor Starter with Sealed Box - Manual	168
Legacy HD Pump Repair Kit Selection Chart.....	91	Motors - Totally Enclosed Fan Cooled (TEFC).....	141
Legacy HD Pump Repair Kit Selection Chart (continued).....	92	Motors - WEG - Pressure Washer	142
Legacy HD Pump Repair Kit Selection Chart (continued).....	93	MV925 Gun.....	34
Legacy HD Pump Repair - Plunger Oil Seal Kits	95	MV925 Gun and Lance Combo.....	34
Legacy HD Pump Repair - Seal Kits.....	93	MV925 Gun, Lance and Hose Combo	34
Legacy HD Pump Repair - Valve Kits.....	94	MV 925 Open Gun	29
Legacy Industrial Gun and Lance Combo.....	34	MV925 Trigger Gun.....	25
Legacy "Industrial" Spray Gun.....	25	MV Lance Handle	33
Legacy Oval Molded Grip Lances.....	31	Nipples - Brass - Open & Close.....	51
Legacy Pump.....	87	Nipples - Hex - High PSI - Steel.....	55
Legacy Pump - GBP & GB Series	82	Nipples -JIC - Brass.....	52
Legacy Pump - HFR Series.....	83	Nipples - JIC X-Pipe	51
Legacy Pump - HHP Series.....	83	Nipples - Pipe - MPT - High PSI - Zinc.....	57
		Nozzle Fan Selection.....	64
		Nozzle Filters - 1/4" High-pressure	77

Nozzle Holder	79	Nozzle System - Tip Jet.....	71
Nozzle Holder - Double	78	Nozzle System - Tip Jet Adapter Caps.....	72
Nozzle Holder Grommet.....	67	Nozzle System - Tip Jet Nozzle Bodies	71
Nozzle Holder / Head - ST-56 Rollover	78	Nozzle System - Tip Jet Retainer.....	72
Nozzle Holder - Pivot.....	78	Nozzle System - Tip Jet Retainer Caps.....	72
Nozzle Holder - Rollover - Twist Type.....	80	Nozzle System - Tip Jet Strainers.....	72
Nozzle Holder - ST-51N Adjustable	78	Nozzles - ZRMax & ZRotomax Rotating	76
Nozzle Holder - ST-330 - Swiveling.....	78	Nylon Pressure Regulator	191
Nozzle Protector / Coupler.....	80	Order Cutoff	204
Nozzle Protector - Slip-on	80	O-Ring REplacements.....	48
Nozzle Protector - ST-10.....	73	O-Rings.....	45
Nozzles - 1/4" Veejet - Broad Spray Stainless-steel ..	70	Overload Relays for ConTACTors	166
Nozzles - 1/4" Veejet - Low-pressure - Brass.....	71	PA Linear Gun.....	28
Nozzles - 3650 & 5100 PSI Turbo.....	75	PA Trigger Gun	27
Nozzles - A+ / AP Revolution Turbo	73	Payment Methods.....	204
Nozzles - A+ Multi-fan	77	Payment Terms.....	204
Nozzles - Adjustable	79	Performance Tables.....	186
Nozzles - Duo-reg	77	Piston Pumps - Hypro	107
Nozzle Sets - GP - QC 4 & 5 Packs - Color-coded	66	Plastic Dip Tube Assembly	177
Nozzle Sets - Legacy - QC 4 & 5 Packs - Color-coded	65	Plastic Fittings.....	192
Nozzles - Gum RemovAl.....	79	Plugs - Allen Head	54
Nozzles - HL250 Vari Hi-low Angle.....	78	Plugs - Hex Head.....	54
Nozzle Size Selection Chart.....	64	Power Cord - Molded.....	166
Nozzles - Legacy - QC - 1/4" Color-coded	65	Powered Damper.....	155
Nozzles - Legacy Revolution Turbo	72	Pressure Gauge - Fuel / Oil.....	135
Nozzles - Long distance.....	80	Pressure Gauges - 100 Series Pneumatic.....	135
Nozzles - MEG - 1/4" Male Threads.....	68	Pressure Gauges - ABS, Corrosion-resistant	136
Nozzles - MEG - 1/4" - M-Style	67	Pressure Gauges - Port Kit	135
Nozzles - MEG - 1/8" - "Washjet".....	69	Pressure Gauges - Stainless-steel	136
Nozzles - MV Rotojet 3700 & 5800 Turbo.....	74	Pressure Gauges / Temperature Test Set	137
Nozzles - QC - 1/4" - Q-Style.....	66	Pressure Gauges - Vacuum - Stainless-steel	136
Nozzles - QC "Wash Jet"	70	Pressure Loop - 2-Wire.....	39
Nozzles - Rotojet 2500.....	77	Pressure Regulator, Water 2-Way.....	136
Nozzles - Soap.....	72	Pressure Relief Valve - Easy-start, High PSI.....	135
Nozzles - Soap Nozzles.....	67	Pressure Relief Valve - Easy-start, Low PSI.....	135
Nozzles - ST-357 & ST-457 Turbo.....	75	Pressure Relief Valves.....	134
Nozzles - Steam.....	79	Pressure Relief Valves - SR/S3.....	121
Nozzles - Steam.....	79	Pressure Relief Valves - Timax	121
Nozzles - Turbo - A+ Nozzle Kit.....	73	Pressure Relief Valves - VS 200 / 180, High PSI	122
Nozzles - Turbo - IDK & DK Series - Dirt Killer	76	Pressure Relief Valves - vs 220	122
Nozzles - Turbo MV Rotating Soft / Hard.....	76	Pressure Relief Valves - vs 350, High PSI	122
Nozzles - Viper Rotating	76	Pressure Relief Valves - VS 500, High PSI	122

INDEX

Pressure Switches - Compact & PS-6 SS.....	163	Relay Switch.....	166
Pressure Switches - Legacy.....	163	Replacement Fuel Cap.....	176
Pressure Switches - PA - PR1 - Red.....	163	Replacement Orifices.....	78
Pressure Switches - PR16 - Black.....	163	Returns.....	204
Pricing.....	204	Rocker Switches.....	172
Propane Gas Hose.....	154	Rubber Parts.....	177
Proportioner Float Valve Systems - Aqua Master™ Model 440.....	185	Rupture Disks.....	134
Proportioners & Accessories - DEMA.....	185	Sandblasters - Industrial.....	14
PTO Geared Multiplier.....	110	Sandblast Head - Professional.....	14
Pulley Bushings.....	143	Sandblast Hose.....	14
Pulleys.....	144	Sandblast Kit - Tungsten Carbide Nozzle Head - Industrial.....	13
PULLEYS- SHEAVES.....	145	Sandblast Nozzle Tips.....	14
Pulse Hose.....	40	Sand Nozzle.....	14
Pump - Air-operated - Flojet.....	179	Scalmaster.....	20
Pump Lube.....	109	Sewer Hose.....	44
Pump Oil.....	109	Sewer / Tube Cleaning Nozzles.....	63
Pump Packing Extractor Hammer & Sockets.....	108	Sewer / Tube Cleaning Nozzles - ST-49 & "Mini".....	63
Pump Packing & Seal Kits - Generic - A+.....	107	Sludge pump kit.....	15
Pump Parts and Tools.....	107	Sludge Sucker - ST-36 Pit Boss.....	15
Pump Rails - Legacy & Legacy HD.....	87	Small Engine Test Equipment.....	143
Pumps - Air-driven - Flojet.....	179	Solenoid Valves - CFA - SS & Brass.....	183
Pump Technical Information.....	111	Solenoid Valves - CFA - SS & Brass.....	183
Pumpteck Pump.....	110	Solenoid Valves - Kip - SS & Brass.....	184
Pump Tools - Extractor Pliers & Dental Pick.....	108	Solenoid Valves with Built-in Strainers.....	184
Q.C. Sockets & Plugs - A+ Brass.....	48	Soot Pump.....	150
Q.C. Sockets & Plugs - Double Shut-off.....	48	Special Order Parts.....	204
Q.C. Sockets & Plugs - Extended Twist Seal.....	47	Sprayers - B&G Poly-molded.....	18
Q.C. Sockets & Plugs - Foster.....	45	Sprayers - Chapin Air-Powered.....	18
Q.C. Sockets & Plugs - Legacy - Brass & Steel.....	45	Spray-Flex™ Flex Wand.....	33
Q.C. Sockets & Plugs - Legacy - Stainless-steel.....	45	Spraymax Trigger Gun.....	188
Q.C. SOCKETS & PLUGS- M22 - QUICK DISCONNECT... ..	47	SS Nozzle Filter.....	77
Q.C. Sockets & Plugs - M22 - Twist Seal.....	47	ST-810 Suttner Trigger Gun.....	26
Q.C. Sockets & Plugs - M22 - Twist Seal.....	47	ST-1500h Open Gun.....	29
Q.C. Sockets & Plugs - Snaptite Series.....	46	ST-1500 Suttner Trigger Gun.....	27
Q.C. Sockets & Plugs - ST Series.....	46	ST-2000 Suttner Trigger Gun.....	26
Rain Suit, 2 Piece.....	19	ST-2305 Suttner Trigger Gun.....	26
Reducing Bushing - High PSI - Steel.....	56	ST-2305 Suttner Trigger Gun.....	26
Reference / Calculation Guide.....	141	ST-2315 Suttner Trigger Gun.....	27
Regulating Relief Valve.....	122	ST-2605 Suttner Trigger Gun.....	26
Regulator Valve - Steam.....	134	ST-2700 Suttner Trigger Gun.....	27
Relays.....	166	ST-2720 Suttner Trigger Gun.....	26

Stainless-steel Float Tank	176	Tees - Banded - 3 Connects - Galvanized.....	57
stainless steel Lance	31	Tees - Branch-Brass.....	52
Starter Solenoid - 12V DC.....	139	Tees - FPT - Forged-Brass.....	52
Steam Lance	15	Tees - Street-Brass.....	52
Strainers / Tank Screen.....	60	Tees - Street Tee - High PSI - Steel.....	56
Strainers - Y Trap	59	Temperature Gauge	137
Surface Cleaner Nozzle Recommendation.....	11	Temperature Gauge - Thermwell.....	137
Surface Cleaners - 15" detergent dosing	10	Thermal Relief Valve/Pump Protector	134
Surface Cleaners - A+ - 21" & 24".....	9	Thermal Relief Valve/Pump Protector- Compact.....	133
Surface Cleaners - Economy - 8" & 15"	10	Thermal Relief Valve/Pump Protector - TRV	134
Surface Cleaners - GP - Flat 12", 18" & 20".....	10	Thermostat - Adjustable - Flow-thru.....	173
Surface Cleaners - Vac Recovery	9	Thermostat - Probe Style.....	173
Surface Cleaners - Whisper Wash Flat.....	11	Thread Lock Products.....	19
Suttner Dual Lances	31	Throttle Control - Speedmaster	137
Suttner Lances.....	32	Timer	170
Suttner Push and Pull Lance.....	32	Transformers.....	180
Suttner Trigger Gun.....	28	Transformers - Step-down.....	168
Switch Box - Raintite	169	Trigger-control Spray Lances.....	189
Switches / Contact Blocks - Push Button - Cutler- Hammer	165	Trigger Gun - RB65 Wash Gun	181
Switches - Thermal - Hi-limit - Snap.....	164	Trigger-jet Spray Lances - Teejet	190
Switches - Thermal - Hi-limit - Snap with Leads.....	164	Tubing - Clear PVC	42
Switches - Toggle - Motor Control.....	164	Tubing - Clear Reinforced PVC	42
Switches - Toggle - Push Button.....	164	Tubing - Heavy-duty Vinyl.....	42
Switch - Rotary - 8-position	180	Turbine Series Guns.....	189
Swivels - 90°	48	Turbo Nozzle - ST-559	73
Swivels - A+ Long Body Style	50	Twin-diaphragm Spot Spray Pump.....	188
Swivels - Ball Bearing	49	Underbody Wand Assembly - Self Serve.....	13
Swivels - Gun - Mosmatic	49	Undercarriage Cleaner	11
Swivels - JIC.....	51	Undercarriage Cleaner	13
Swivels - Low-pressure - Car Wash	181	Undercarriage Cleaner & Roof Surface Cleaner.....	12
Swivels - Medium-pressure - Car Wash	181	Unloader Valve - Flow Sensitive.....	117
Swivels - Right Angle.....	48	Unloader Valves - 22900A Pressure Actuated Series.....	120
Swivels - Stainless-steel.....	49	Unloader Valves - APM Pressure Actuated Series	120
Swivels - Stainless-steel Ball Bearing	49	Unloader Valves - APR Series	114
Swivels - Stainless-steel, High-pressure	49	Unloader Valves - AR Bolt-on	120
Swivels - Stainless-steel, High-pressure and Economy Brass	49	Unloader Valves - Control Set "W" Series.....	117
Tach/HR meter.....	137	Unloader Valves - Flow-actuated.....	121
Tape - Teflon® Thread Sealing.....	19	Unloader Valves - Gymatic - 3/B & VR35 3/B Series.....	120
Tape - Vinyl Electrical	174	Unloader Valves - HM Model.....	118
Tees - 3 Connects - High PSI - Forged	56	Unloader Valves - Hypro-style.....	118

Unloader Valves - Kits for K / ZK Series.....	117	Unloader Valves - VR54/56	114
Unloader Valves - K / ZK Series	118	Unloader Valves - VR56/VBA35 Series.....	114
Unloader Valves - MG4000 Series	121	Unloader Valves - VRT3 Series	115
Unloader Valves - Mounting Block.....	122	Unloader Valves - VRT100 High-Volume Series	115
Unloader Valves - Pulsar RV Series	115	Unloader Valves - YU High Volume	118
Unloader Valves - pulsar RZ - Flow sensitive.....	115	Vac Switches - Burner Control	163
Unloader Valves - ST-230	119	Vacuum Accessories	181
Unloader Valves - ST-261 Series.....	119	Vacuum Motors - A+ / AP.....	182
Unloader Valves - ST-280	119	Vacuum Motors - Ametek-Lamb.....	182
Unloader Valves - UU1 Universal.....	113	Valve - 3-Way - Erie Motortrol®	185
Unloader Valves - VB3.....	114	V-belts - Super "Gripnotch"	144
Unloader Valves - VB7 Series	115	Voltage Regulator - Heavy-duty 15V	139
Unloader Valves - VB8 Series	116	Voltmeters.....	137
Unloader Valves - VB9 / VB10		VP Dual Lance.....	30
Trapped Pressure Series.....	117	Warranty.....	204
Unloader Valves - VB75 / VB135 Series.....	117	Wash Bay Accessories - Stainless-steel.....	180
Unloader Valves - VB80 / 400 Stainless-steel	116	Water Broom 16"	12
Unloader Valves - VB85 / 280 Series	116	Wire Looms - Used for Wiring Harnesses	174
Unloader Valves - VB130/135 Series	116	X-Jet Long Range Nozzle	79
Unloader Valves - VB200 High-volume Series.....	116	Yamada Pumps.....	112
Unloader Valves - VB350 / VB7 Series	116	Yamada Pumps Diaphragm Kits	112
Unloader Valves - VBT Series.....	113		
Unloader Valves - VR53	114		

PAYMENT TERMS

Accounts with credit approval – net 30 days from date of invoice. Invoices are considered past due 31 days after invoice date. Spraymart reserves the right to implement late charges or charge interest on past due balances. Orders on credit hold will not be considered for production scheduling or allocation until they are released by the credit department.

PAYMENT METHODS

Pre-payment, American Express, Visa, Mastercard, or Open Account with approved credit.

FREIGHT

- All orders are FOB shipping point, prepay and add.
- Carrier selection is at the discretion of Spraymart.
- All orders are treated independently for shipping. Due to the speed of processing, multiple orders cannot be combined.
- Special services such as specialized palletization or packaging, residential delivery, lift gate services, redirects, call in advance for appointment, etc will be charged directly to the customer as an additional fee.
- Free freight for orders over \$400
- Free freight promo applies to shipments within the contiguous US (Alaska & Hawaii excluded) and Canada via ground transportation.
- Excluded in the free freight offer are batteries, chemicals, dropship parts, and special order parts. Other products are subject to change at the discretion of Spraymart.
- Orders must have one ship to destination for the freight program to be applied. Multiple destinations will be treated as separate orders when determining freight program thresholds.
- Expedited, air freight, express courier (next day, 2nd day) or special delivery are excluded and will be billed freight with minimum of \$12.95
- Freight determination is on the total order value. One order may have shipments - deliveries from more than one KNA location.
- If the “freight included” order value threshold is not met then standard freight will be billed on a per shipment - delivery basis.
- Certain machines and equipment that are oversize or cannot go via a standard carrier are excluded from the freight program. Please see your account manager or customer service for clarification.

DISCLAIMER: Transportation companies are responsible for any shipment damages or discrepancies once shipment has left the shipping point. Carefully inspect all packages before accepting from carrier. Truck shipments require a claim to be submitted directly to the carrier or the claim may not be honored. Small package shipment damage must be claimed directly with the carrier (ex. UPS). Any concealed damage must be claimed to the carrier within 10 days of receipt. Original shipping container must be kept until claim is reconciled. Please notify Spraymart of any shortages within 30 days of shipment or the claim may be denied.

BACK ORDERS

Parts temporarily out of stock will be automatically shipped and invoiced when available. If original order qualifies for free shipping, backorder will be shipped with free shipping. If original order does not qualify for free shipping, appropriate charges will be added to the invoice.

SPECIAL ORDER PARTS

Parts not listed in our catalog are special order parts. Please contact your customer service representative for additional information.

Note: Special order parts are non-returnable and cannot be cancelled once the order is placed. Customer will be responsible for all additional freight charges (if applicable).

PRICING

All prices are subject to availability, and may change without notice. Please verify at time of order.

WARRANTY

Spraymart parts are warranted for 90 days from date of purchase to be free of defects in materials and workmanship. Excluded are batteries, battery chargers, motors pumps, etc. which carry their own warranty or are warranted by the original manufacturer. Items damaged due to abuse, accidental damage, improper use or lack of care are not covered by warranty. Normal wear parts including cords, rubber items, hoses, and brushes are excluded from warranty. All warranty inquiries should be direct to your Customer Service Representative. The foregoing is in lieu of all other warranties, expressed or implied, and constitute Spraymart’s only obligation with respect to parts.

Spraymart assumes no liability for individual or consequential damages.

RETURNS

Returns will be accepted with prior approval by Spraymart. A complete Return Goods Authorization must accompany all returns and can be obtained by contacting your Customer Service Representative. All returned merchandise will be charged a 20% restocking fee unless covered by warranty or shipped in error. Merchandise for return must be filed within 30 days of receipt. Issued returns are only valid for 30 days. After 30 days return authorizations will be voided. Freight charges on all product(s) returned including warranted parts are the responsibility of the customer.

ORDER CUTOFF

Any expedited shipping requests must be completed by 2PM CST. All other orders placed after these cutoffs are subject to ship the next business day.

HOURS OF OPERATION

Monday through Friday, 7:00 AM CST to 5:00 PM CST with the exception of holidays.



**FOR BIG JOBS OR SMALL,
ONE CALL DOES IT ALL!**

ARE YOU A SPRAYMART PREFERRED CUSTOMER?

Spraymart Preferred Customers enjoy added benefits such as discount pricing, special promotions, and a personal Spraymart Account Manager. If you're interested in becoming a Spraymart Preferred Customer, call us and experience first rate customer service unmatched in the industry today.

SPRAYMART.COM



1-800-752-0177

THE RIGHT PART. THE RIGHT PRICE. RIGHT NOW.

SPRAYMART.COM is your one-stop, 24-hour source for pressure washer parts and accessories. With over 13,000 products in stock and ready to ship today, Spraymart is always here to tailor the perfect solution for the pressure wash industry.

SPRAYMART

info@spraymart.com
1-800-752-0177