





























2025

# MADISON BAND

PARENT/GUARDIAN PLAYBOOK

## Table of Contents

|  |           |
|--|-----------|
|  <b>Welcome to the Marching Band Family .....</b>                             | <b>2</b>  |
|  <b>What is Marching Band?.....</b>   | <b>3</b>  |
|  <b>How to Stay in the Loop.....</b>  | <b>3</b>  |
|  <b>Parent/Guardian Involvement .....</b>                                     | <b>4</b>  |
|  <b>Pro Tips for Color Band Parents/Guardians .....</b>                       | <b>4</b>  |
|  <b>A Year in Band and Flags: What to Expect Each Season.....</b>             | <b>5</b>  |
|  <b>SUMMER: Band Camp Vibes &amp; New Beginnings (July-Aug) .....</b>         | <b>5</b>  |
|  <b>FALL: Marching Season Mayhem (Aug-Oct) .....</b>                          | <b>5</b>  |
|  <b>WINTER: Time to Sparkle — It's time for Concert Season (Jan-Apr).....</b> | <b>6</b>  |
|  <b>SPRING: Growth, Gratitude &amp; New Goals .....</b>                       | <b>6</b>  |
|  <b>Spotlight Ready: All About Performances.....</b>                          | <b>7</b>  |
|  <b>Peak Performance: Health &amp; Wellness Tips .....</b>                    | <b>7</b>  |
|  <b>Get Fit to March! .....</b>   | <b>7</b>  |
|  <b>Hydration = Superpower .....</b>  | <b>7</b>  |
|  <b>Dress for the Weather .....</b>  | <b>8</b>  |
|  <b>Safety First!.....</b>  | <b>8</b>  |
|  <b>Clean Gear = Happy Band.....</b>  | <b>8</b>  |
|  <b>Friday Night Lights: Football Game Fun.....</b>                         | <b>8</b>  |
|  <b>Game Day Timeline: What to Expect Each Quarter .....</b>                | <b>9</b>  |
|  <b>Parent/Guardian Playbook: Game Day Tips .....</b>                       | <b>9</b>  |
|  <b>Marching Band Competitions: The Big Stage! .....</b>                    | <b>10</b> |
|  <b>What to Expect at a Competition .....</b>                               | <b>10</b> |
|  <b>Pro Parent Tips: .....</b>  | <b>11</b> |
|  <b>Rollin' Out: Riding the Bus Like a Pro.....</b>                         | <b>11</b> |
|  <b>Let's Talk Fees: Funding the Fun .....</b>                              | <b>11</b> |
|  <b>Who to Contact .....</b>  | <b>12</b> |

## **Welcome to the Marching Band Family**

Dear Band Parents,

Welcome to the James Madison High School Marching Band — where the music is loud, the friendships are strong, and the memories last a lifetime! We're so excited to have your student (and YOU) join our band family this year.

Marching band is more than just music — it's teamwork, leadership, discipline, and tons of fun. Your student will gain valuable skills, make amazing friends, and create unforgettable memories on and off the field.

And parents — we need you too! Whether it's volunteering, chaperoning, helping with fundraisers, or simply cheering from the stands, there are many ways to be part of the fun.

We'll be sharing more soon about:

- The band schedule
- Volunteer needs
- Fundraisers & events
- How to stay connected with our Band Boosters

We're looking forward to a fantastic year of music, marching, and memories. Welcome aboard — we're glad you're here!



Denise LaQue  
Band Booster President  
[madisonbandflagboosters@gmail.com](mailto:madisonbandflagboosters@gmail.com)

## What is Marching Band?











Marching band is more than music — it's energy, teamwork, and tons of fun! Your student will perform at football games, parades, and competitions, all while building friendships and valuable life skills like leadership and time management.

With woodwinds, brass, percussion, and color guard, the band works together like one big, spirited family. And parents — you're part of the fun too! Whether it's cheering, chaperoning, or helping behind the scenes, there's a place for everyone.

Get ready for an amazing year of music, memories, and marching!

## How to Stay in the Loop

You don't need a secret decoder ring — just a few trusty tools to stay connected, informed, and ready to cheer your band star on!

|  Tool                          |  Who It's For |  What It Does (and How to Join)   |
|---|--|--|
|  <b>CutTime</b>              | All Band & Colorguard Families (Parents + Students)  | The official update hub used by Band Directors and the Booster President. Think rehearsal notices, trip updates, and more.<br> Make sure your <b>email is on file</b> with the Booster Board to stay in the know.   |
|  <b>Band Socials</b>         | Everyone!  | For fun, photos, shout-outs, and important info, follow our online presence:<br> Website: <a href="http://madisonbandandflags.org">madisonbandandflags.org</a><br> Facebook: <i>MadisonBandAndFlagsBoosters</i><br> Instagram: <i>@jmcgofficial</i> |
|  <b>Band Parent Meetings</b> | All Band Parents   | Held every <b>2nd Tuesday of the month 7pm</b> at the Madison HS Band Hall. Come for the info, stay for the community! Learn about events, fundraising, and how you can get involved   |


## Parent/Guardian Involvement

While your child is playing and dazzling on the field, your behind-the-scenes support helps keep the magic alive.

You don't need pom-poms (unless you want them), and you don't have to be there 24/7. Whether you've got five minutes or a free weekend, there's a role for every parent — big or small, behind the curtain or front and center.

 Here's how you can jump in and make a difference:

- 🍏 Donate snacks
- 🛠 Volunteer
- 📦 Assemble goodie bags during football season
- 💰 Help secure sponsorships for marching season or needed supplies
- 🧺 Donate essentials like:
  - Cooling towels
  - Gatorades
- 🗨 Rally your friends, neighbors, and second cousins to come see the shows — the more cheers, the better!

 Interested? Reach out to the **Head Chaperones** at [Jmheadchaps@gmail.com](mailto:Jmheadchaps@gmail.com) or simply send items in with your child.

---

## Pro Tips for Color Band Parents/Guardians

Think of this as your cheat sheet to surviving (and thriving) during marching season:

- 📱 **Join all the communication apps** – Let's be honest, your kid probably won't tell you everything.
- 📅 **Use a shared family calendar** – Band season is like a full-time job. Keep everyone in sync!
- 🪑 **Go to parent meetings** – You'll stay in the know *and* meet awesome fellow parents.
- 💧 **Push hydration and sleep** – Tired + dehydrated = grumpy Guard kid. Save yourself the drama.
- 🧺 **Pack the essentials** – Water bottle, snacks, bobby pins, socks, change of clothes. (Trust us.)
- 🎉 **Celebrate effort over perfection** – Every performance completed, every hour of rehearsal, it all matters. Show the love!



## A Year in Band and Flags: What to Expect Each Season

From sun-soaked practices to spotlight performances, here's your roadmap to a year with the Madison Band!

---



### SUMMER: Band Camp Vibes & New Beginnings (July-Aug)

#### What's Happening:

Full-day rehearsals, sweaty high-fives, and the first steps into the fall show. This is where friendships are formed, and routines come to life!

**\$ Estimated Cost:** \$450 (installment plans available)

**🎯 Pro Tip:** Take advantage of fundraising options!

#### How to Prepare:

- Keep water bottles filled and snacks flowing
  - Drop off lunch, pick them up, or send them packed and ready
  - Encourage rest — they'll be TIRED (but in the best way!)
- 



### FALL: Marching Season Mayhem (Aug-Oct)

#### What's Happening:

Early morning rehearsals, football halftime shows, and all-day Saturday competitions. The energy is electric!

**\$ Estimated Costs Vary:** Snacks, gifts, concessions, game tickets

#### How to Prepare:

- Buy football tickets — halftime is your kid's time to shine!
  - Pack those stadium seats, fans, water, and maybe an umbrella
  - Expect early drop-offs, late pick-ups, and lots of loud cheering (bring a cowbell!)
-

## WINTER: Time to Sparkle — It's time for Concert Season (Jan–Apr)

### **What's Happening:**

Indoor competitions in local gyms where the band will prepare for Concert Season and UIL.

**\$ Estimated Cost:** \$250–\$300 (varies by show)

### **How to Prepare:**

- Gear up for weekend competitions
- Plan for transportation and pick-up
- Bring blankets, stadium chairs, and plenty of spirit to the stands!

---

## SPRING: Growth, Gratitude & New Goals

### **What's Happening:**

Recruitment for next season, leadership tryouts, and year-end celebrations. It's a time to reflect and get excited for what's next.

**\$ Estimated Cost:** Varies — especially for captain tryout attire

### **How to Prepare:**

- Encourage your child to explore leadership roles
- Share your experience with incoming families — help grow the team!
- Celebrate everything they've accomplished this year 🎉

## Spotlight Ready: All About Performances

Behind every epic performance is a carefully chosen costume, a whole lot of noise, and a team that looks sharp from head to toe!

### Uniforms & Equipment

- Whether it's fall marching season or the indoor symphony performances, your child will receive a show-specific uniform — handpicked by the directors for maximum wow factor.
- These items are loaned for the season and must be treated like treasure. Clean, respect, return!

### Hair & Makeup Magic

- Band Members are not allowed make-up (could potentially ruin marching uniform,) no more than one stud per ear, other piercings must be covered, natural nails or French tip, no other nail polish is allowed and will have to be covered up.
- Help your performer shine by supporting their prep!
- For Band only: Hair must be neatly kept and off collar. (Buns, braids, fly aways tucked away)

---


## Peak Performance: Health & Wellness Tips

Being in the Band isn't just about style — it's about **stamina**! Think of it as part athlete, part superhero. Here's how to help your child stay strong and safe all season long:

### Get Fit to March!



- Rehearsals include **physical conditioning** to build endurance, flexibility, and strength.
- Encourage extra practice at home — a little core work goes a long way!

### Hydration = Superpower

- **Water is everything**, especially during summer camp. Send them with a full (and clean!) jug.
-  Reminder: Water jugs should be washed often. Bacteria and mold are not welcome in Band life!



## Dress for the Weather

-  Hot days = light clothing, hats/visors, sunglasses, and lots of sunscreen.
-  Cold days = layers, layers, layers! Always keep a hoodie or rain jacket in the bag — just in case.

## Safety First!


- If something hurts, they need to **speak up immediately**. Injuries caught early mean faster healing and more time on the field.

## Clean Gear = Happy Band

- After every rehearsal: empty the bag, air out the clothes and shoes, and freshen things up.
- Stock their kit with baby wipes, powder, deodorant, and anti-bacterial spray to keep everything (and everyone) fresh.


## Friday Night Lights: Football Game Fun

When it comes to football games, our Band doesn't just show up — they **shine**! Whether it's a home turf showdown or an away game adventure, the Band rides in style on buses Don't worry — the **Head Chaperones** are always there to keep things running smoothly.

 **Important Note:** Only students are allowed in the band section, and Band members must get director permission before leaving the stands.






## Game Day Timeline: What to Expect Each Quarter

| Quarter  | What's Happening for the Guard   |
|----------|--|
| 1st      | In the stands, bringing the spirit and cheering on the team            |
| 2nd      | Time to prepare instruments, breathe, and warm up before their moment! |
| Halftime | SHOWTIME! The Band takes the field and dazzles the crowd               |
| 3rd      | Quick break — bathroom, water, recharge — then back to cheer           |
| 4th      | Back in formation, playing and supporting till the end                 |

 After the final whistle, the Band rides back to Madison. Parents can meet them **at the school** for pickup.

---

## Parent/Guardian Playbook: Game Day Tips

-  **Clear bag:** Required at stadiums. Keep it light and transparent!
  -  **Pom-poms & noise makers:** YES! Bring the hype!
  -  **Outside food/drinks:** Not allowed in the stadium — plan accordingly.
  -  **Stadium seat:** Your back will thank you.
  -  **Merch booth:** Look for spirit wear and support the team at every event!
- 

## Game Day Go-Bag: Band Essentials

Help your band member pack smart! Here's a list of items that will save the day:



- ✓ Hair ties, bobby pins, accessories
- ✓ Deodorant and body spray
- ✓ Change of clothes for after the show
- ✓ Blanket for chilly nights
- ✓ Portable charger
- ✓ Snacks for energy boosts

## **Marching Band Competitions: The Big Stage!**

Get ready for goosebumps — this is where all those hours of spinning, marching, and perfecting every eight-count come to life. Competition days are high-energy, high-impact, and high-volume (bring a cowbell!). You'll witness the Madison Guard and Band transform into a precision performance machine — and trust us, you'll be bursting with pride.




---

### **What to Expect at a Competition**

|  <b>Event</b> |  <b>What Happens</b>  |
|--|--|
| <b>Call Time</b>   | This is when your child needs to be at the school for loading buses and heading to the competition site. Directors will send out times via <b>CutTime</b> . Guard-specific times may vary and will be shared directly by the Guard Director. Drop them off, give a good-luck high five, and you'll see them again at showtime! |
| <b>Performance Time</b>  | Time to shine! The band and guard will perform their show, typically made up of 3 full "sets." Early in the season, you might only see 1 or 2 sets as the show develops. Watching the growth from one weekend to the next? Pure magic.   |
| <b>Prelims Awards</b>  | After their first performance (aka <i>prelims</i> ), scores are announced. If they qualify for finals, you'll get new performance times. It's your chance to grab food, recharge, and get ready to cheer even louder! The students will be fed by boosters between rounds.   |
| <b>Final Performance</b>   | If they make finals, they perform again — this time under the lights, with adrenaline, pride, and crowd energy at full tilt. You'll want to be there for this one!   |
| <b>Final Awards</b>  | Cue the drumroll — it's awards time. The band and guard await results with nerves and excitement, while families light up the stands with support. Bring signs, cheers, and your best stadium voice!   |
| <b>Pick-Up Time</b>  | After all is said and done, the buses return to Madison. Parents will pick up their tired, glittery, proud performers back at the school. Watch for pickup time updates from the directors.  |

---





## Pro Parent Tips:

-  Follow the hosting organization's website or social media for real-time schedules and updates.
-  Bring comfy stadium seating, noise makers, snacks, and water — competition days can be long but thrilling.
-  Take photos, videos, and enjoy the ride. These are core memories in the making.

## Rollin' Out: Riding the Bus Like a Pro

Whether it's game night, competition day, or a full weekend adventure, the Band hits the road **together** — and the journey is just as important as the destination!


Here's the lowdown on riding the bus Madison Band-style:

1.  **The Head Chaperones = Bus Boss**  
They're the friendly adults in charge, making sure everyone's safe, accounted for, and behaving like champs.
2.  **Post-Performance Comfy Mode**  
After a long day of playing, marching, and performing their hearts out, Band members are welcome to change into **comfy clothes** for the ride home. Think sweatpants and fuzzy socks!
3.  **Pick-Up Protocol**  
Parents, you'll pick up your tired (but glowing) performer at **Madison's school parking lot** after each trip. No need to travel — just be ready with hugs and snacks when they roll in.
4.  **Parents and Guardians**  
All students must be picked up by a parent or guardian. Exceptions may be made by the band directors for students who have a valid driver's license and their own transportation.

---

## Let's Talk Fees: Funding the Fun

Putting on epic performances, traveling to competitions, and dazzling the crowd takes more than glitter — it takes resources too. Here's what you need to know:

- **Band Fee: \$450**  
This covers most of the essentials and is due **by the end of summer rehearsals**. Installments may be available — check with the Booster team.
- **Extra Costs May Include:**
  -  Marching shoes

- ❄️ Water Jug
- 👕 Band Nerd Shirt
- 🍔 Game Day Meals
- 📺 Spirt Wear, Show shirt, Car Decals, or Volunteer Shirts
- **But don't worry — fundraising to the rescue!**  
Our amazing **Band Boosters** offer fundraising opportunities all year long to help reduce the financial load and support the full program.

## **Who to Contact**

Director: Wesley Perkins [wperki@neisd.net](mailto:wperki@neisd.net)

Band Booster President: Denise LaQue [madisonbandflagboosters@gmail.com](mailto:madisonbandflagboosters@gmail.com)

# Madison Band

## Parent/Guardian Playbook

2025 Season – A guide to an exciting year of music, and movement