

COASTAL LIVING 101 DECORATING IDEAS FOR BEDROOMS



+ OUR FAVORITE BUNK ROOMS!

DISPLAY UNTIL 1/30/15

\$12.99US \$15.99CAN



COASTAL LIVING POCKETS

35



DIVIDE AND DE-CLUTTER

There are so many reasons to love this bunk room—the smart storage, with cabinets tucked between berths and drawers stashed beneath the beds, plus the built-in shelves. Equal parts foot-boards and shelving, each bunk divider creates privacy and space for stowing books, toys, beach finds, and whatnots.





FRANCISCO LAGARRA. BEDS: COURTESY OF MANUFACTURERS (2)



36

BRIGHTEN THE BED

Instead of built-in or stacked bunks, look for twin daybed options with great seaside style. They can make a striking solo statement or pair as a set of two or more, offering everything from under-bed storage to cute nautical cutouts.

COASTAL
LIVING

101 decorating IDEAS

FRESH, NEW
LOOKS FOR
YOUR HOME

+ Small ways
to make a
big impact



4788

DISPLAY UNTIL 3/29/13

812 9905 815 9904N

35>



0 70992 10461 1

COASTAL LIVING POCKETS

DESIGN SECRETS
for every room

78

HOIST YOUR BED

To maximize space in this bunkroom, the homeowners commissioned a local fisherman to plait hemp roping to suspend three beds (and the trundles below). By skipping stand-alone bunks, which couldn't have accommodated the steeply angled ceilings, the room can now sleep six. Harkening to an old-time ship's hammock-filled sleeping quarters, the heavy-duty chain and thick rope are as sturdy as traditional wooden components and that much more fun.





79

CHANNEL SHEER GENIUS

Drape heavy (but still opaque) cotton muslin above a bed frame for refined luxury. If netting is needed for pest control, layer the sheers so that the overall look isn't wimpy—start with netting you can close to fend off bugs, then top with nets of denser-grade muslin or other gauzy fabric.

91 GET ON BOARD

Sail a surfboard across a wall and you have instant art with a coastal theme. Scour the Internet and yard sales to score vintage and used ones, and hang your finds with Lucite surfboard hooks. To dress up a tired board, paint it in a solid color, or decoupage it with colorful wallpaper, nautical charts, or magazine photos of surfing scenes.





92

TRIM A DOORFRAME

When you have a great architectural element like this dreamy, arched door that opens onto a balcony, paint the trim to call attention to the cool detail—and to frame the scene outside, too.

the ultimate **COASTAL LIVING** style guide


287
Ideas
FOR EVERY ROOM
IN THE HOUSE

**Decorating
Made
Easy!**

**TAKE
YOUR PICK:**
Bold & Bright
Soft & Romantic
Clean & White
PLUS 4 MORE

intriguing patterns +
bold color =
pillow perfection!

COASTAL LIVING BOOKS



COASTAL LIVING BOOKS



7

Warm & Rustic

When the steps up to a porch are a bit worn at the center, you know the beach house you're about to enter has seen a lot of life. Whether you cross a well-used threshold or gather with family around a big, beloved wood dining table next to salt water-tinged windows that face the sea, homes with this aesthetic are all about comfort, warmth, and connection. They are usually filled with hand-me-downs (antiques and yard sale scores alike), feature exposed materials, and are loaded with comfy throws and pillows aplenty. Always—always—they exude a cozy welcome.





...IN THE

Kitchen

This heart of the house serves up relaxed vibes with restful hues and lots of natural materials.

LOAD UP ON WHOLE GRAIN

(opposite) Leave woodgrain exposed. In this homey kitchen, honey-hued stains and finishes let wood warm the space.

CANVAS THE ROOM

(right) Add laid-back luxury when you pull canvas-and-wood directors' stools up to your kitchen counter. Bonus: The seat and back slings slip off for washing.

INSTALL A TILE FLOOR

(below) Create an easy-clean floor that begs for bare feet when you lay down large-scale stone tiles in the kitchen in varying sizes, reminiscent of a sunny garden patio.

