

**Hat Creek  
Equine Club**

**2025  
Pattern Book**

# **Jump Course**

**(Youth/Adult Hack &  
Beginner Hunter)**

Announcer

Out Gate

**Beginner Hunter Rider 18"**  
**Beginner Hunter Horse/Pony 18"**



2



60'



1



3



60'



4



In Gate

Office

Announcer

Out Gate

# Youth/Adult Hunter Pleasure Hack 2'

\_\_\_\_\_

2



60'



\_\_\_\_\_

1

In Gate

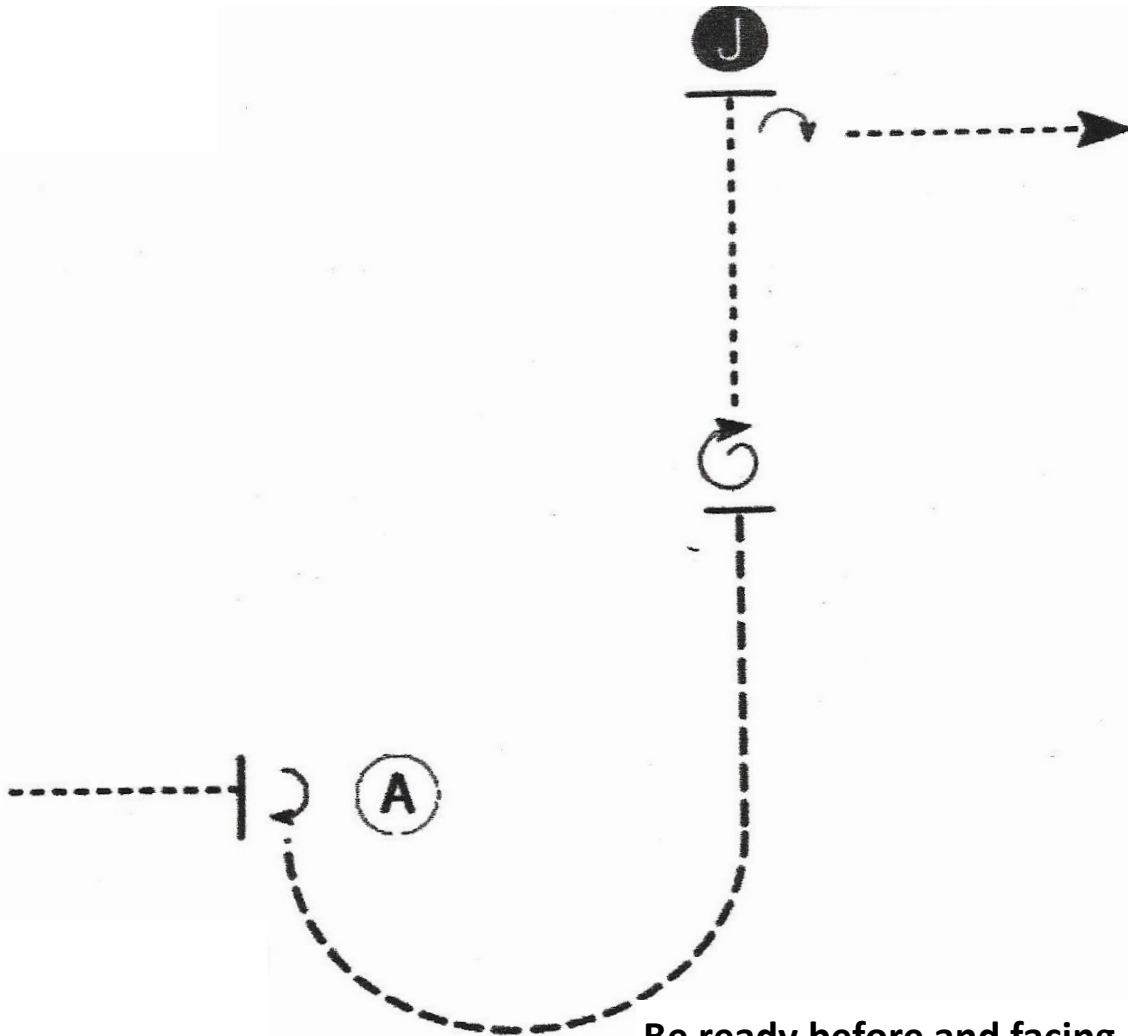
Office

# **SHOWMANSHIP PATTERNS**

**(Mini/Pony, Youth, Adult, and  
Coached)**

# **SHOWMANSHIP PATTERN #1**

(Youth, Adult, and Miniature)



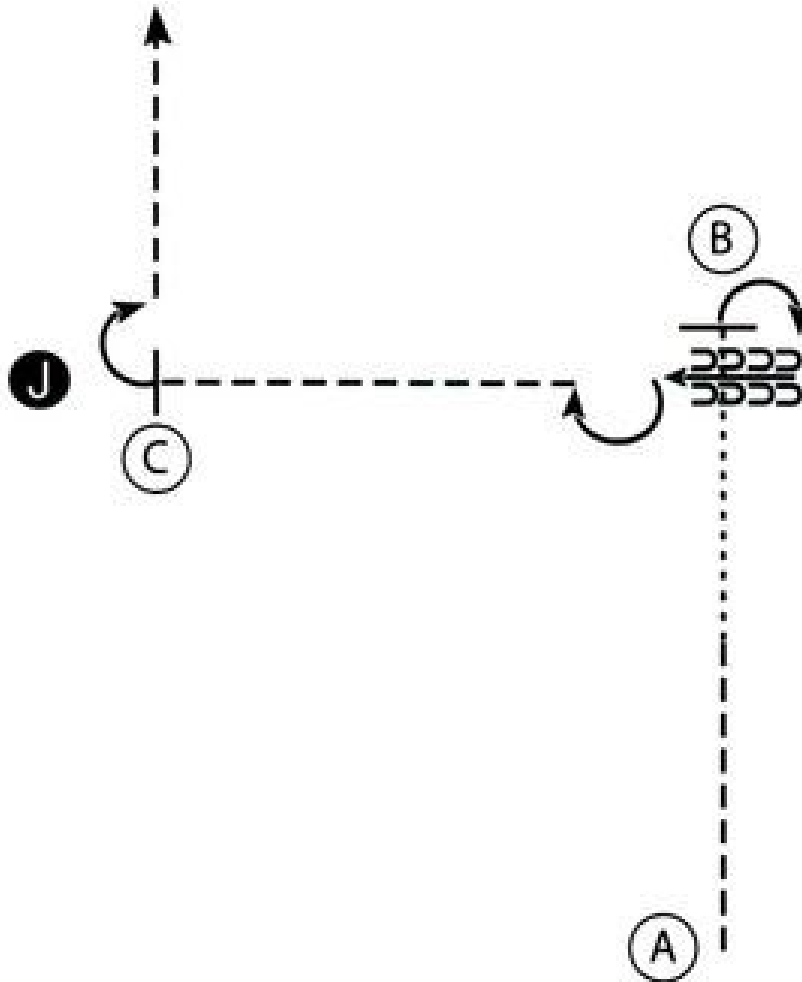
Be ready before and facing A

1. Walk to A.
2. Stop and perform a 1/4 turn.
3. Trot in a half circle and halfway to Judge.
4. Stop and perform a full (360o) turn.
5. Walk to judge and set up for inspection.
6. When dismissed, perform a 1/4 turn and walk straight away from Judge.

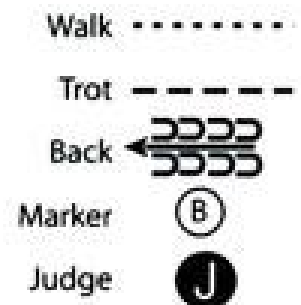
Follow the instructions of your ring steward.

# **SHOWMANSHIP PATTERN #2**

(Youth, Adult, and Miniature)

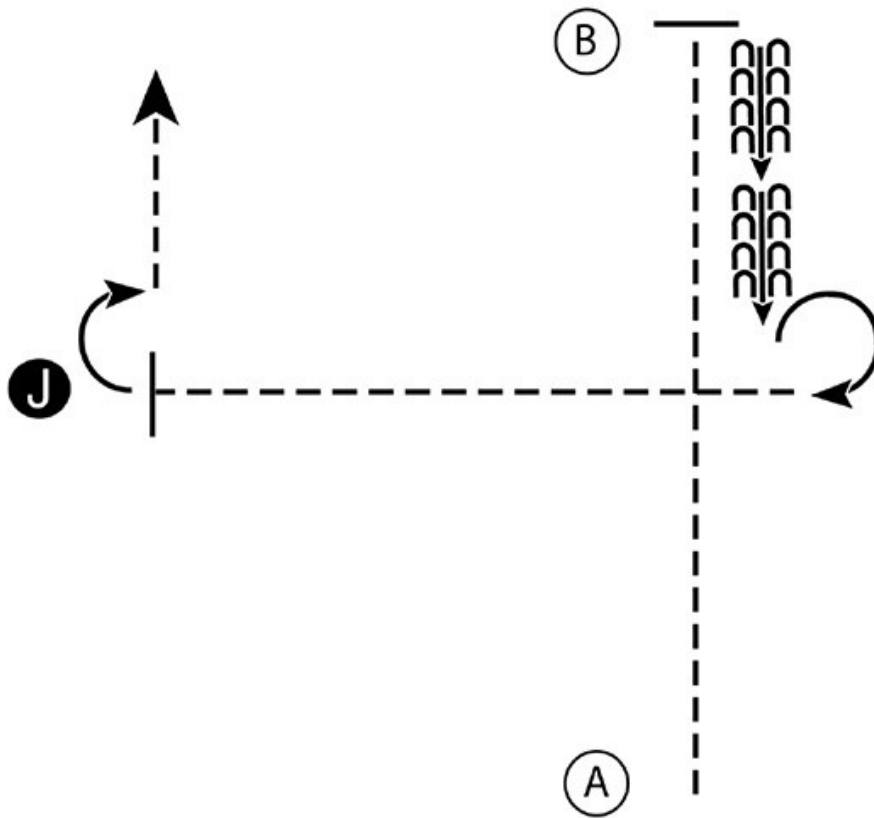


1. Trot from A half way to B.
2. Break to walk and walk to B.
3. Stop and perform a 90° degree turn.
4. Back four steps and perform 270° turn.
5. Trot to C. Stop and set up for inspection.
6. When dismissed, turn 90° turn.
7. Trot to line-up.

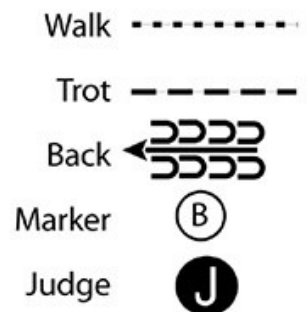


# **SHOWMANSHIP PATTERN #3**

(Youth, Adult, and Miniature)



1. Trot from A to B.
2. Stop at B and back halfway to A
3. Stop and pivot 270°.
4. Trot to judge and set up for inspection.
5. When dismissed perform a 90° pivot and trot away from judge

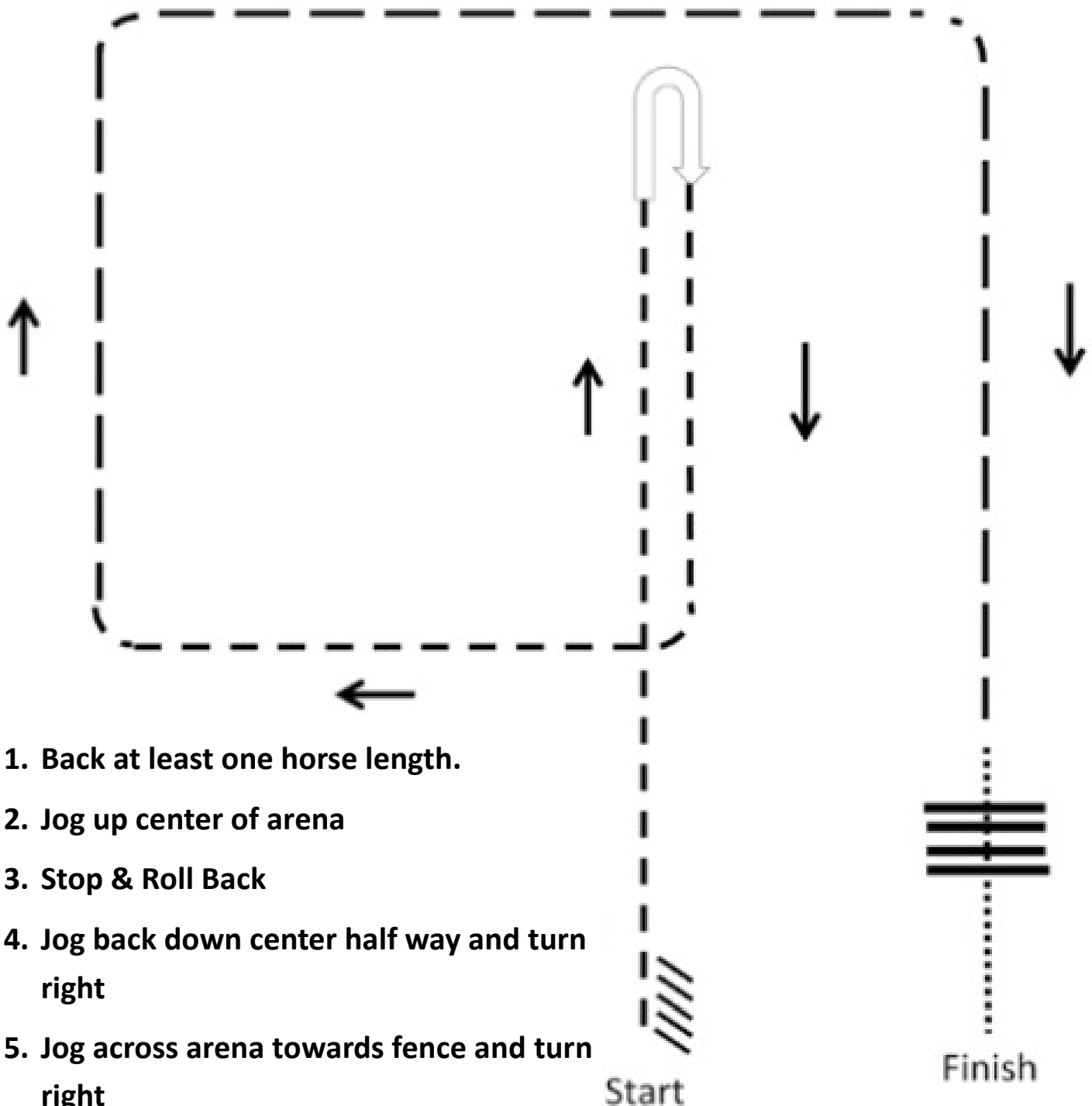




# **RANCH RIDING PATTERNS**

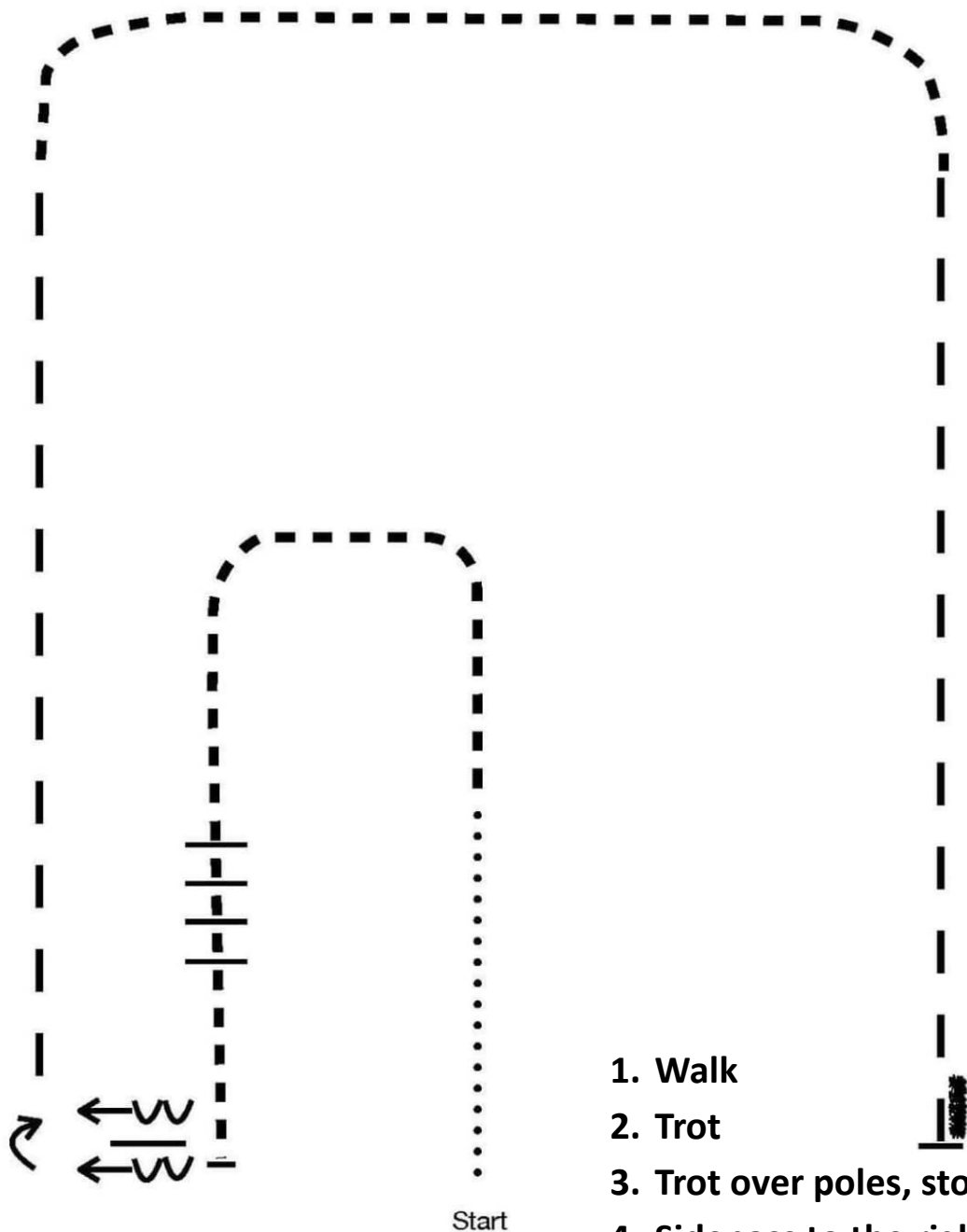
**(WALK/JOG)**

# **RANCH RIDING W/J PATTERN #1**



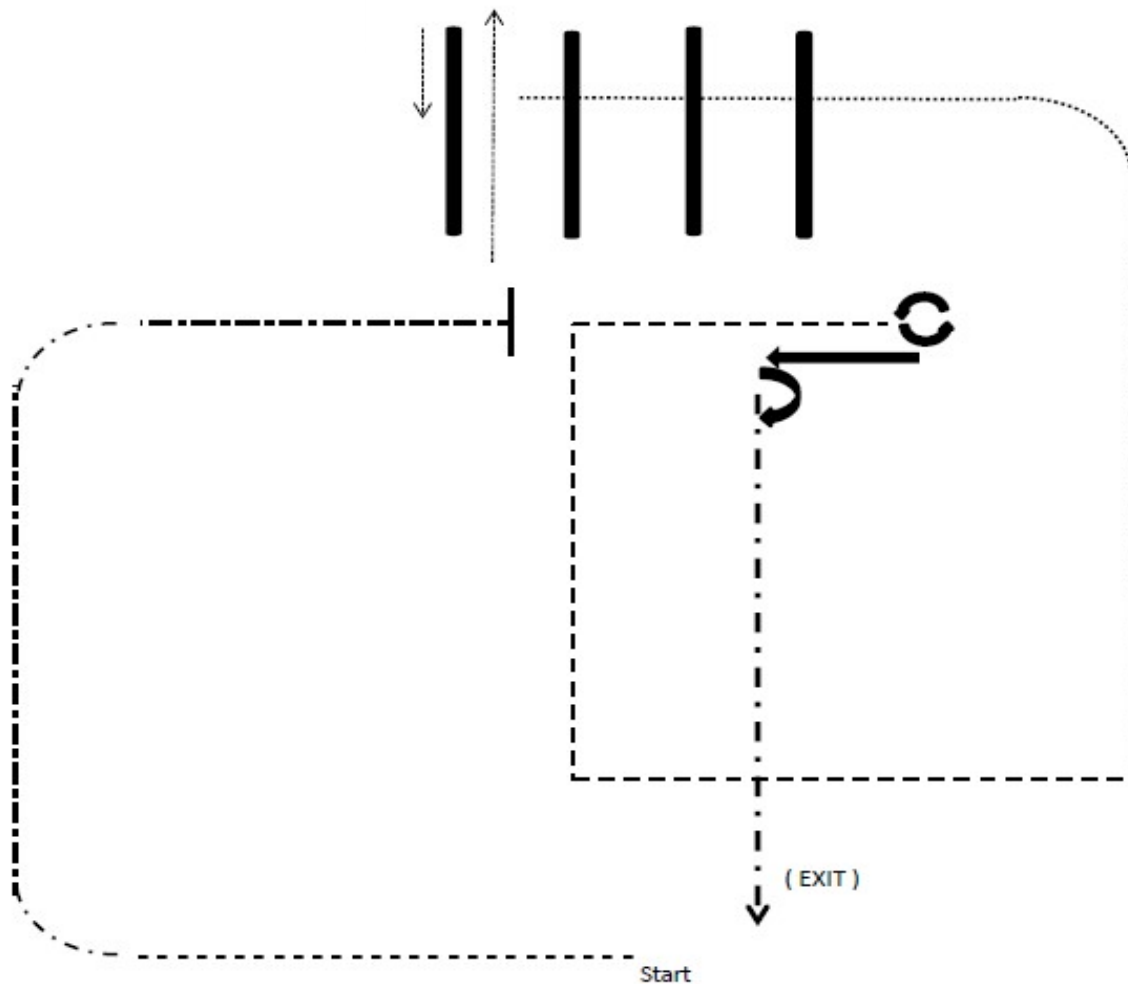
1. Back at least one horse length.
2. Jog up center of arena
3. Stop & Roll Back
4. Jog back down center half way and turn right
5. Jog across arena towards fence and turn right
6. Extended Jog up side of arena, across the top and back down the opposite side.

# **RANCH RIDING W/J PATTERN #2**



1. Walk
2. Trot
3. Trot over poles, stop
4. Sidepass to the right, over the pole
5. 180° turn to the right
6. Extended Trot
7. Trot
8. Extended Trot
9. Stop and Back

# **RANCH RIDING W/J PATTERN #3**



1. Walk
2. Extended Jog
3. Stop
4. Side Pass Left over log, Side Pass Right 1/2 way
5. Walk over logs
6. Trot Square
7. Stop, turn 360° left
8. Back 6 steps, 1/4 turn right
9. Exit Arena at an Extended Trot

WALK	----
TROT	- - - -
EXT TROT	-----

# **RANCH RIDING PATTERNS (WALK/JOG/LOPE)**

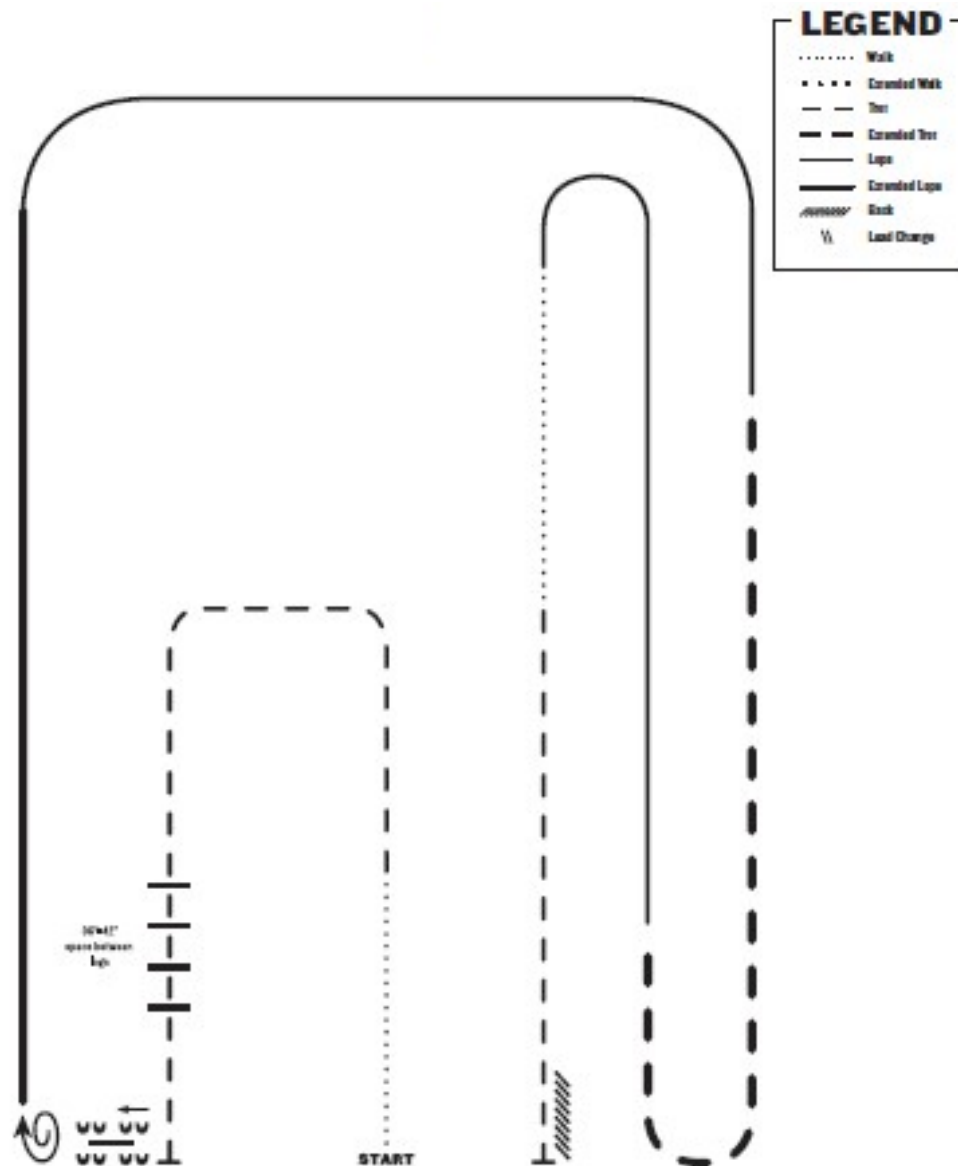
## PATTERN #1



- Note: The drawn description of this pattern is only intended for the general depiction of the pattern. Exhibitors should utilize the arena space to best exhibit their horses.

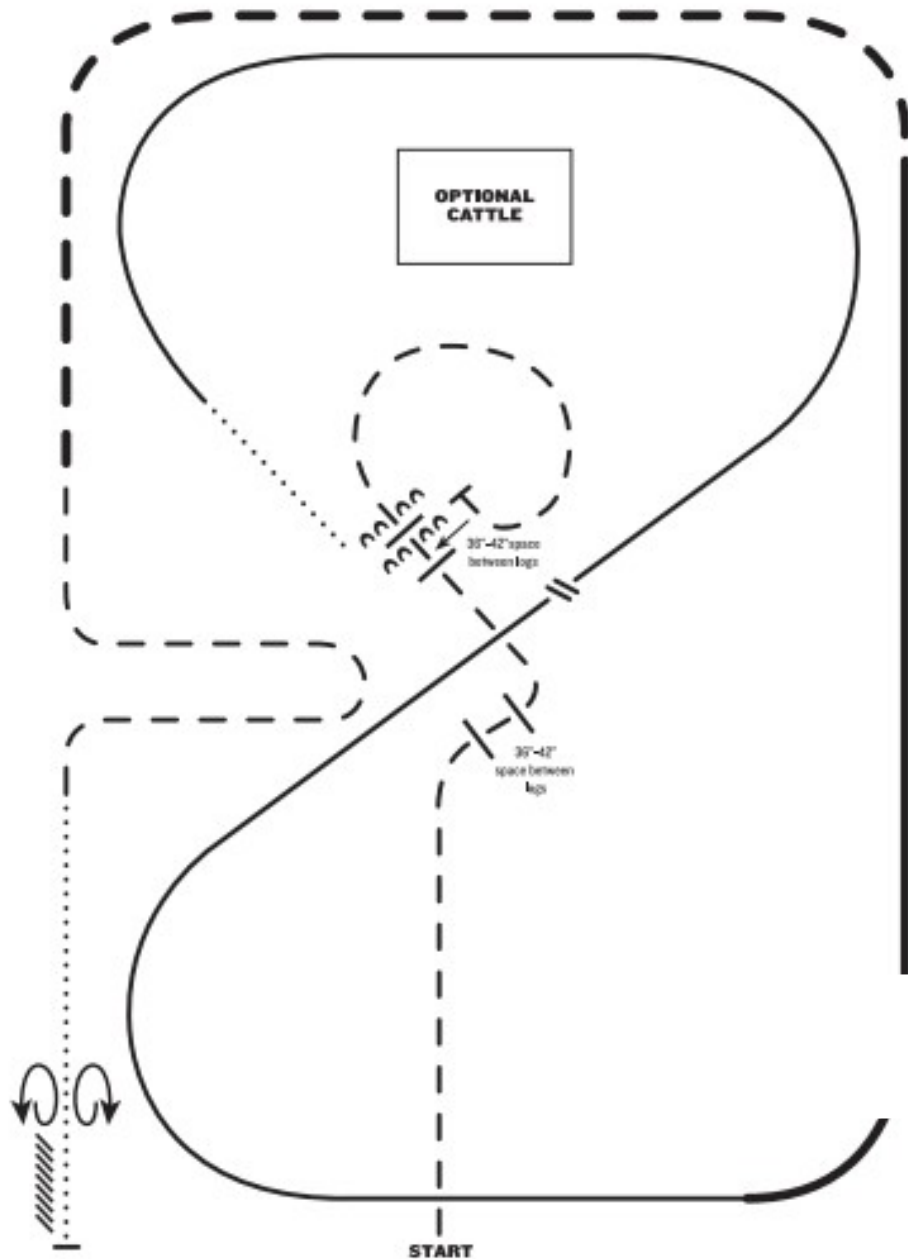
# **RANCH RIDING W/J/L**

## **PATTERN #2**



1. Walk
2. Jog
3. Jog over logs, stop
4. Side pass right over log
5. 1-1/2 turn right
6. Extend lope right lead
7. Lope right lead
8. Extended jog
9. Lope left lead
10. Walk
11. Jog
12. Stop and back

## PATTERN #3



1. Trot
2. Trot over two sets of logs
3. Trot circle, stop and side pass left over log
4. Walk
5. Lope right lead
6. Change leads (simple or flying)
7. Lope left lead
8. Extended lope left lead
9. Extended trot
10. Trot
11. Walk
12. Stop and back
13. 360° turn each direction (either direction 1st) (L-R or R-L)

Note: The drawn description of this pattern is only intended for the general depiction of the pattern. Exhibitors should utilize the arena space to best exhibit their horses.



# **TRAIL PATTERNS**

**(In-Hand, Miniature, Coached,  
Youth, and Adult)**

# **Miniature Horse/ Pony Over Fences (In-Hand)**

# Miniature Horse/Pony Over Fences

(In-Hand)

