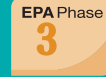


## INDUSTRIAL CNG ENGINE


### Kubota WG Series (3-Cylinder)

# WG972-N-E4



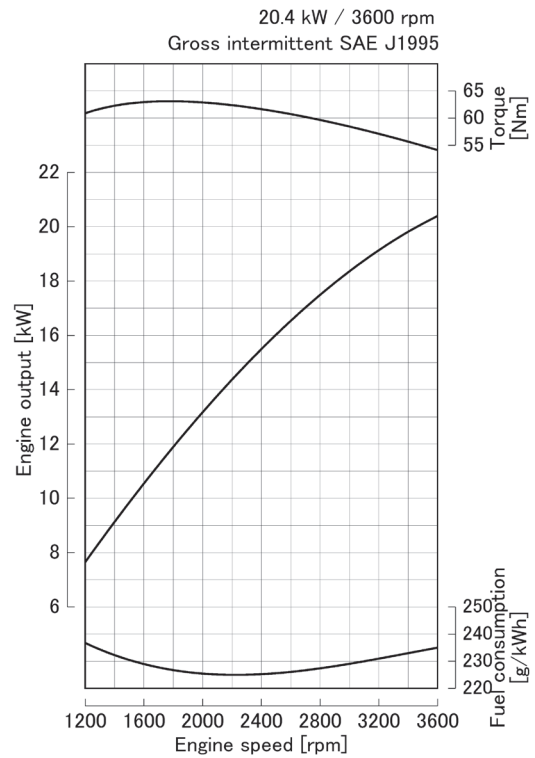
#### Rated Power

## 20.4 kW @ 3600 rpm



Photograph may show non-standard equipment.

#### Performance Curves



#### Features and Benefits

##### **Emissions**

Kubota's WG972-N-E4 engine has been designed to comply with EPA Phase 3 / CARB Phase 4 + EU Stage V.

##### **Fuel Flexibility**

The installation compatibility that exists between Spark-Ignition engines (SI) and Compression-Ignition engines (CI) is convenient for customers who need fuel flexibility for their products. The Kubota WG972 includes gasoline, LPG, and natural gas versions, as well as a dual fuel (gasoline and LPG) version.

##### **Durability and Reliability**

Kubota's WG972 SI engines are designed after the Kubota Super Mini Series diesel (CI) engines, which are known worldwide as reliable industrial engines. The WG972 engine offers very low vibration and extremely low noise.

# WG972-N-E4

## Engine Specifications

<b>Engine model</b>		WG972-N-E4
<b>Emission regulation</b>		EPA Phase 3/CARB Phase 4 + EU Stage V
<b>Type</b>		Vertical, water cooled 4-cycle spark ignited engine
<b>Fuel type</b>		CNG
<b>Cylinders</b>		3
<b>Bore and stroke</b>	mm (in)	74.5 x 73.6 (2.93 x 2.90)
<b>Displacement</b>	L (cu.in)	0.962 (58.7)
<b>Aspiration</b>		Naturally aspirated
<b>Aftertreatment</b>		Three-way catalyst
<b>Rated output / speed</b> *1	kW (HP) / rpm	20.4 (27.4) / 3600
<b>Maximum torque / speed</b> *1	Nm (lb-ft) / rpm	63.1 (46.5) / 2000
<b>Length x Width x Height</b> *2	mm (in)	496 x 392 x 503 (19.5 x 15.4 x 19.8)
<b>Dry weight</b> *2	kg (lbs)	77 (170)

Specifications are subject to change without notice.  
 Dimensions and dry weight are according to Kubota's standard specification.  
 Dimensions and weight depend on completed specifications.  
 LPG: Commercial liquid propane gas only. Equivalent to propane HD-5 of GPA standard.  
 Natural gas: Commercial Compressed Natural Gas only.  
 The performance shown is with Japanese standard CNG.

\*1: SAE J1995 gross intermittent

\*2: Exclude cooling fan and exclude aftertreatment unit

## Dimensions

