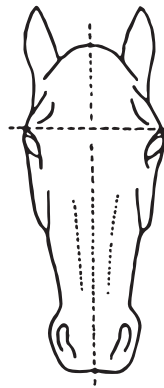

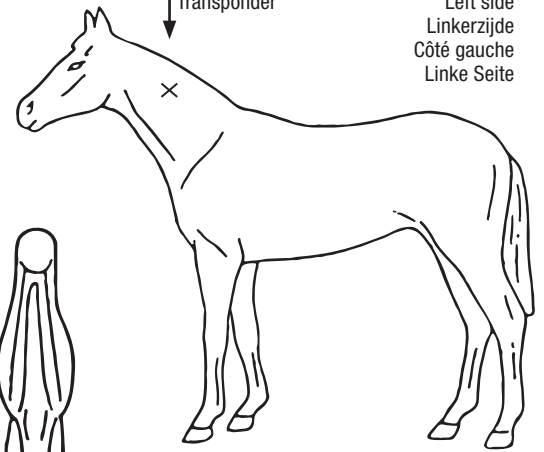


Right side  
Rechterzijde  
Côté droit  
Rechte Seite



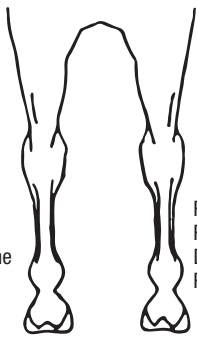
Facial markings  
Aftekeningen hoofd  
Visage  
Abzeichen Kopf

Transponder



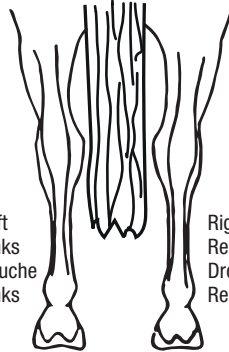
Left side  
Linkerzijde  
Côté gauche  
Linke Seite

Left  
Links  
Gauche  
Links



Forelegs - rear view  
Voorbenen - achteraanzicht  
Antérieurs - vue postérieure  
Vorderbeine - Ansicht von hinten

Left  
Links  
Gauche  
Links




Hindlegs - rear view  
Achterbenen - achteraanzicht  
Postérieurs - vue postérieure  
Hintenbeine - Ansicht von hinten

Right  
Rechts  
Droit  
Rechts



Muzzle  
Mond  
Nez  
Maul



Neck - under side  
Hals - onderaanzicht  
Encolure - vue inférieure  
Hals - Ansicht von unten

- Written description should be typed or written in block capitals
- Written description and diagram should agree
- All white markings should be hatched in red
- Whorls must be shown thus 'x' and described below in detail
- All identifying features should be marked - a minimum of five are required

<b>*Name</b>		<b>*Date of birth</b>		<b>Sex</b>	<input type="checkbox"/> Male <input type="checkbox"/> Female
<b>Colour</b>		<b>Date of examination</b>		<b>Was this animal identified as a foal when still on its Dam?</b>	<input type="checkbox"/> Yes <input type="checkbox"/> No
<b>*Sire (PERE)</b>		<b>*Dam (MERE)</b>			

\*These items are based on information supplied by the owner or his / her agent

<b>Head (tête)</b>		
<b>L.F. (A.G.)</b>		
<b>R.F. (A.D.)</b>		
<b>L.H. (P.G.)</b>		
<b>R.H. (P.D.)</b>		
<b>Body (corps)</b>		
<b>Markings (Marques acquises)</b>		
<b>Chip number</b>	Please add microchip barcode here	<b>Signature*</b>
		<b>Stamp</b>

\*Signature and stamp of the veterinarian or qualified person or competent authority / Signature et cachet du vétérinaire ou de la personne qualifiée ou de l'autorité compétente.

**Once completed please return to AES** This form has to be completed by a veterinarian or qualified person