



LIFELONG
HEIRLOOMS

ADD SOME PATINA TO YOUR LIFE

In the beginning (1991), Sam Stoltzfus started a full-time business in a horse barn making nothing but flower planters. In the years that followed, Sam added a whole lot more products, dedicating himself to a labor of love: creating a thriving family enterprise founded on hard work, honesty, and honoring the Lord. Today, Vintage Creations by Sam is a major enterprise offering furniture lines for dining rooms, bedrooms, living rooms, foyers, offices, bathrooms—even attics. What do all the pieces have in common? Fabulous finishes, with an antique appearance that's stunning to behold. Over the years, Sam and his team have become experts in the fine art of producing distressed and antique finishes, from milk paint techniques to crackle surfaces with durable catalyzed lacquer glaze. Whether sprayed on, hand brushed, or hand rubbed, the finishes are the work of artisans who produce the very finest heirloom quality pieces they can. You'll be delighted to have them grace your home.



FINISHES
IS WHO
WE ARE.





TABLE OF CONTENTS

Dining	4-11	Office & Den	60-61
Chairs	12-19	Fireplace Accents	62-63
Stools	20-21	Milk Paint	64-65
Kitchen Islands	22-23	Bedroom	66-73
Dining Accents	24-37	Wall Accessories	74-75
Benches	38-43	Afresh Collection	76-83
Occasional	44-49	Finish Options	84-87
Accent Tables	50-51		
Entertainment	52-55		
Bookcases	56-59		



DINING TABLES

So much happens at a dining room table. Mealtimes, obviously. But memories are made in so many other ways, too. Family game nights stay with you all your life. Simple chats or meaningful conversations both happen at a dining room table. Heart-to-heart relationship building, laughter, learning a new hobby—all center around a dining room table. Choose from square, oval, tilt-top, pedestal or bench styles, then enjoy the process of picking your own fabulous finish.





A



B



Optional 3" turned leg



C



D

A #25-S 4' FARM TABLE W/ 2 - 8.5" DROPS
36w with drops down

B #25-P 3' FARM TABLE W/ 2 - 8.5" DROPS
36w with drops down

C #25-J 4' ROUND HARVEST TABLE
48 round

D #25-K 4' ROUND HARVEST TABLE W/ 2 - 9" DROPS
with drops down 30w x 48L

See the "Choose A Table Option" section of your Price List

Harvest table available in
5/4 or 8/4 pine or wormy maple tops

All farm tables have breadboard ends and 4 planks
tongue and grooved together. Only available in 5/4 pine.



E

Shown with optional 2" Top & optional 4" Shaker Legs



F



G

Shown with optional 2" Top & optional 4" turned Legs



H

I

E #24-K 8' HARVEST TABLE
36w x 96L

F #25-B 5' FARM TABLE
36w x 60L

G #24-K 8' HARVEST TABLE
36w x 96L

H #25-V 3' GATHERING TABLE
36w x 36L

I #24 COMPANY BOARD
16" comes in set of 2

*All Farm and Harvest tables available w/ 2 - 16" Company Boards



See the "Choose A Table Option" section of your Price List



A



B



C

D

These are the church benches used throughout the Amish community. They are also used as tables in community events. Very durable with heavy duty hardware on the folding legs. Shown with 3- 8' folding benches, set in Trusses.



Benches available in 6', 8' 10' or 12' lengths

A #27- M 5' TRESSES TABLE
72w x 42h x 30d

B #27-A 54' ROUND PEDESTAL TABLE
54w x 30h

C #42-D 6' FOLDING BENCH
72w x 11L

D #42-C TRUSSES
33w x 16h x 3d

See the "choose a table option" section of your pricelist



A

*Shown with 4 leaves. Up to 12 available.
Only available in brown maple and wormy maple*

**up to 4 leaves can be stored within the table. Storage box available for leaves.*

A #27-U 5' EXTENSION TABLE
60w x 42h x 30d



B



B



B #25-H-A 4' TILT TOP TABLE
36w x 48L

C #25-H ROUND TILT TOP TABLE
42w x 30L



CHAIRS



Windsor, Thumbback, Lodge, Ladderback, Sheafback, or Shaker...the vintage chair you're looking for is here, in arm or side chair versions. Stools are available as well. And when you add up all the finish possibilities—milk paint (6 choices), antiqued (12 choices), and distressed (14 choices)—you get a vast array of possible looks sure to satisfy your taste, no matter what it is. So pull up a seat, browse our catalog, and choose the chair you'll love for years to come.



A Available in woven or slatted seat



B Available in slat or woven seat



C



D



E



F



G

A **#35 LARGE SHAKER LADDERBACK SIDE CHAIR**
20w x 43h x 16d

B **#35-U SMALL SHAKER COUNTER TOOL**
18w x 38h x 15d

C **#35-S SMALL SHAKER LADDERBACK SIDE CHAIR**
18w x 35h x 15d

D **#35-M COUNTRY LADDER BACK ARM CHAIR**
18w x 40h x 17d

E **#35-L COUNTY LADDERBACK SIDE CHAIR**
18w x 40h x 17d

F **#35-P FRENCH LADDERBACK ARM CHAIR**
18w x 39h x 17d

G **#35-O FRENCH LADDERBACK SIDE CHAIR**
18w x 39h x 17d

Also available with finial



H Available with wood or woven seat



I Available with wood or woven seat



J



K



L



M

J-N are Chinese imported chairs and stools. Only available in black distressed finish, but also looks good with our antique finishes.

H #36-R ROYAL LADDERBACK SIDE CHAIR
19w x 44h x 17d -Wood Seat

I #36-S ROYAL LADDERBACK ARM CHAIR
20w x 41h x 17d -Wood Seat

J #36-W SQUARE LEG WINDSOR SIDE CHAIR
18w x 39h x 17d

K #36-X SQUARE LEG WINDSOR ARM CHAIR
20w x 39h x 17d

L #36-Y SQUARE LEG WINDSOR SWIVAL COUNTER STOOL
18w x 41h x 17d

M #36-Z SQUARE LEG WINDSOR COUNTER STOOL
18w x 41h x 17d



A



B

A #36-H LODGE ARM CHAIR
22w x 41h x 18d

B #36-F LODGE SIDE CHAIR
20w x 41h x 18d



C



D



E



F



G



H



I

Available as arm chair

C #36-A WINDSOR ARM CHAIR
20w x 41h x 18d

D #36 WINDSOR SIDE CHAIR
19w x 41h x 19d

E #35-R ROYAL WINDSOR SIDE CHAIR
18w x 38h x 17d

F #35-S ROYAL WINDSOR ARM CHAIR
18w x 38h x 17d

G #36-P ROYAL THUMB BACK SIDE CHAIR
18w x 37h x 17d

H #36-Q ROYAL THUMB BACK ARM CHAIR
20w x 36h x 18d

I #36-U SHEAFBACK SIDE CHAIR
19w x 42h x 18d



A #35-E SACKBACK CONTINOUS ARM CHAIR
24w x 44h x 17d

B #35-F SACKBACK SIDE CHAIR
20w x 44h x 17d

C #35-D SACKBACK ARM CHAIR
24w x 44h x 17d

D #35-A COMBACK ROCKER
24w x 48h x 17d

E #35-C COMBACK SIDE CHAIR
20w x 44h x 17d



F



G

Available as side chair



F #35-B COMBACK ARM CHAIR
24w x 44h x 17d

G #36-M DUXBERRY SIDE CHAIR
24w x 44h x 17d



A



B



C



D

A #36-J ROUND STOOL
15w x 24h

B #36-I WINDSOR SWIVEL STOOL
17w x 41h x 17d

C #36-L ROUND SWIVEL COUNTER STOOL
15w x 30h

D #36-K BOWBACK SWIVEL COUNTER STOOL
17w x 41h x 17d

For the higher gathering table, there's a perfect stool to match. Once you've chosen from round, swivel, ladderback, or sheafback, all you need to do is pick that perfect finish.



STOOLS



The kitchen island is a great gathering spot for talking, eating and having great times. Before guests show up, it's the perfect place to prepare your foods, then, when guests arrive, it's the ideal serving place, buffet style. Ever more popular, the kitchen island is both functional furniture and an aesthetic focal point.



KITCHEN ISLANDS

A #4-H-5 4' NARROW KITCHEN SAVER
W/ 2 - 8 1/2" DROPS
48w x 36h x 18d

B #4-H-3 4' KITCHEN SAVER
W/ 1 - 8 1/2" DROPS
48w x 36h x 26d



D



E



F

C #4-L BOBBY'S KITCHEN ISLAND
3' X 5' TOP W/ BACK OVERHANG
 Base: 56w x 22d
 Raised Panels on back.

D #4-C-1-A COUNTRY KITCHEN ISLAND
 Base: 32w x 22d
 Shown with 3' x 4' Top with 3 sided Overhang.

E #4-C-3-A COUNTRY KITCHEN ISLAND
 3' x 5' Top with 3 sided overhang Base: 45w x 22d
 Note: Doors & Drawers pull through both sides on all Country
 Kitchen Islands

F #4-C-3-B COUNTRY KITCHEN ISLAND
 3' x 4' Top with back overhang



DINING ACCENTS



After the table and chairs, the most important pieces in a dining room are the accents—hutches, buffets, bookcases, and pantries. Microwave cabinets. Corner cupboards to display curios or store tablecloths, dishes, and dining room decor. Dry sinks, utility cupboards, and sideboards. Bookcases, jelly cupboards, recycling bins. Hunt boards, consoles, cutlery trays, and nesting trays. Let's face it, with variety like that, your dining room accent is definitely here!



A

B

C

D

Available with glass or raised panel doors



E

F

G

H

A #4-2 4' HOMESTEAD HUTCH

53w x 80h x 20d

#5-2 4' Homestead Buffet (Base only) 53w x 34h x 20d

B #21 6' BOOKCASE W/ BOTTOM DOORS

36w x 72h x 14d

C #3-C 2 DOOR PANTRY

36w x 72h x 14d

D #3-B 4 DOOR PANTRY

36w x 72h x 14d

E #1-B COLONIAL HUNTBOARD HUTCH

43w x 80h x 13d

Base shown on page 22

F #1-I COLONIAL HOMESTEAD HUTCH

53w x 78h x 20d

G #4-A MED. HOOSIER HUTCH

36w x 74h x 18d

#4-B Med. Microwave Cabinet (Base only) 36w x 34h x 18d

H #4-D SMALL HOOSIER HUTCH

25w x 74h x 13d



I



J

Available with glass or raised panel doors



K

The Hoosier Hutch originates from the state of Indiana (called the Hoosier State.) In the earlier colonial days, it was the only kitchen cabinet.



L

Top doors available



M

I #4-B-1 LARGE HOOSIER HUTCH

50w x 76h x 21d

#4-B-2 Large Hoosier Buffet (Base only) 50w x 34h x 21d

J #4 FARM HOUSE HUTCH

38w x 75h x 14d

K #1 COLONIAL HUTCH

43w x 78h x 13d

L #4-M SHAKER HUTCH

35w x 78h x 13d

M #3-B-G 4 DOOR PANTRY W/ GLASS

36w x 72h x 14d



A



B



C



D



E



**A #5-R-G 32" CORNER CUPBOARD W/
TOP GLASS DOORS**

32w x 72h x 14d (24" of Wall Space)

B #5-R 32" CORNER CUPBOARD

32w x 72h x 14d (24" of Wall Space)

C #6 24" CORNER CUPBOARD

24w x 72h x 12d (18" of Wall Space)


**D #5-T 32" CORNER CUPBOARD
W/ SHORT TOP RAISED PANEL DOORS**

32w x 72h x 14d (24" of Wall Space)

E #5-Z 48" CORNER CUPBOARD

46w x 80h x 18d (33" of Wall Space)

All corner cupboard also available with longer top doors



F



G



H



I



J



K



L

F #5-V 32" CORNER CUPBOARD HANGING TOP
32w x 32h x 14d

G #5-U 32" CORNER CUPBOARD BASE
32w x 32h x 14d (24" of Wall Space)

H #5-X 40" CORNER CUPBOARD
40w x 80h x 17d (28" of Wall Space)

I #3-A SMALL JELLY CUPBOARD
22w x 47h x 14d

J #7 18" CORNER CUPBOARD
19w x 72h x 10d (14" of Wall Space)

K #1-H COLONIAL SERVER HUTCH
51w x 84h x 18d

L #3-T COLONIAL HOOSIER HUTCH
50w x 81h x 21d

A



B



C



D



E



F



A #71 MOUNTAIN VALLEY DRY SINK
38w x 42h x 18d
Shown with custom finish

B #1-D COLONIAL DRY SINK
42w x 42h x 13d

C #4-4 MICROWAVE UTILITY CUPBOARD
26w x 50h x 20d

D #70 HIBACK DRY SINK
42w x 48h x 17d

E #75 SIDEBOARD
48w x 56h x 20d
Shown with custom finish

F #23-J SMALL DRY SINK
21w x 36h x 14d



G



H



I



J



G #1-A COLONIAL BUFFET
43w x 36h x 13d

H #19-A-1 3' BOOKCASE W/ 1 DRAWER
36w x 32h x 14d

I #23-I MEDIUM DRY SINK
36w x 36h x 14d

J #18 SLANT CUPBOARD
35w x 13h x 13d



A #4-B-3 JUMBO HOOSIER HUTCH
65w x 76h x 21d

B #73 SHAKER DRY SINK
36w x 46h x 13d



A



B



C



D



E

Available with flush tops and bottoms to make stackable to use for store displays



F



G



H

C #23-Q DOUBLE RECYCLE BIN
28w x 32h x 12d (Includes Trash Cans)

D #23-O TRASH BIN
19w x 32h x 12d

E #112 TALL NESTING BOX
32w x 35h x 16d

F #5 BISCUIT SAFE
38w x 34h x 14d

G #4-E SMALL MICROWAVE CABINET
25w x 34h x 13d

H #13 CUBBY STAND
22w x 42h x 14d



A



B

In the early days this piece was used with a wash basin on top and a water bucket in the bottom. It was placed on the back porch to wash your hands.

Designed after the early American dough box, but with a side flip door for easy storage.



C



D

A #4-B-4 JUMBO HOOSIER BUFFET
64w x 34h x 21d (Shown unfinished)

B #11-A WATER STAND
19w x 34h x 12d

C #120 DOUGH BOX
36w x 30h x 16d

D #23-E HALL CONSOLE
36w x 32h x 14d



E



F



H



G

E #23-G YANKEE CUPBOARD
22w x 32h x 14d

F NESTING TRAY
#129 Sm 13 x 5 x 13
#127 Med 18 x 5 x 13
#125 Lg 24 x 5 x 13

G #1-C COLONIAL HUNTBOARD
43w x 38h x 13d

H #4-B-2 LARGE HOOSIER BUFFET
50w x 34h x 21d



A



B



A #3-A SMALL JELLY CUPBOARD
22w x 47h x 14d

**B #3-A-G SMALL JELLY CUPBOARD W/
GLASS**
22w x 47h x 14d



C



D



E



F

C #3-E 5' PIE SAFE (PUNCHED TIN)
32w x 62h x 16d

D #3-D LARGE JELLY CUPBOARD
36w x 48h x 14d

E #23 4' BOOKCASE WITH BOTTOM DOORS
36w x 48h x 14d

F #5-3 SHAKER BUFFET
35w x 36h x 13d



BENCHES



Our variety of bench designs is staggering. More than any other piece, the bench spans a range of styles that stretch the meaning of the word as far as it can go. Basically, if you can sit on it, it's a bench. From there, the sky's the limit as to its form and function. Tall benches can double as coat racks or include armoires. Wide benches can open up for storage or incorporate cabinets. Low benches, made simply for sitting, can fit along a wall, taking up little space, or sport bowbacks to add elegance.



A



B



C



D

A #99 DEACON'S BENCH CABINET
49w x 40h x 17d

B #101 3' SETTLE BENCH
38w x 68h x 17d

C #104 DEACON'S BENCH
38w x 35h x 17d

D #106 ENTRY BENCH
36w x 18h x 16d



E



F



G



H

E #98 SETTLE BENCH AIRMORE
50w x 70h x 18d

F #100 4' SETTLE BENCH
50w x 68h x 17d

G #120 2' SETTLE BENCH
27w x 68h x 17d

H #103 LOW BACK SETTLE BENCH
38w x 57h x 17d



A



B



C



D



E



F

A #38 2' BENCH
24w x 17h x 12d

B #41 5' BENCH
60w x 17h x 12d
(Shown with optional shelf)

C #29 COFFEE BENCH
48w x 17h x 12d

D #40 4' BENCH
48w x 17h x 12d

E #42 6' BENCH
72w x 17h x 12d

F #38-6 4' FARM BENCH
46w x 14h x 18d



G



H



I



J

G #34-B BOWBACK BENCH
50w x 40h x 18d

H #38-2 5' HERITAGE BENCH
58w x 18h x 14d

I #34-C 4' WINDSOR BENCH
51w x 40h x 18d

L #37-S EXTENSION BENCH
42w x 18h x 12d
(Opens to 6' w/ 4 - 12" Leaves)



OCCASIONAL



Another group that includes wide variety in both function and beauty, occasionals can stay put or get put away, as need dictates. Choose from coffee tables, lamp tables, side tables, tables with drop leafs, chests, and more. A particularly elegant, modern piece we love is the three-sided coffee table pictured at left. It combines both the traditional and the futuristic in one piece. Once you pick your occasional piece, remember, depends on the finish.



A



B



M



C



D



E



F



G

A #28-A COFFEE TABLE CHEST
44w x 19h x 20d

B #28-B COFFEE TABLE CHEST W/SHELF
44w x 19h x 20d

M #31-1 END TABLE CHEST W/ SHELF
20w x 24h x 20d

C #28-C COFFEE TABLE CHEST W/ DRAWERS
44w x 19h x 20d

D #32-A DROP LEAF COFFEE TABLE
42w x 18h x 13d

E #31-3 END TABLE CHEST W/ DOORS
20w x 24h x 20d

F #32-B DROP LEAF END TABLE
24w x 24h x 13d



G #32-C DROP LEAF HALL TABLE
32w x 30h x 13d

H #25-5 4' NARROW FARM TABLE W/ 2-8.5" DROPS
48w x 30h x 18d

I #30 SHAKER SOFA TABLE
48w x 30h x 12d

J #28 SHAKER COFFEE TABLE
48w x 17h x 18d

K #31 SHAKER END TABLE
22w x 26h x 18d

L #25-I TAVERN TABLE
36w x 30h x 20d



A



B



C



D

A #32-F TRINITY END TABLE
20w x 24h x 20d

B #32-g trinity coffee table
42w x 18h x 13d

C #32-J 42" ROUND COFFEE TABLE
42w x 18d

D #32-K 24" ROUND END TABLE
44w x 19h x 20d



E



F



G



H

E #31-1 END TABLE CHEST W/SHELF
20w x 24h x 20d

F #29-A HARVEST END TABLE
20w x 20h x 25d

G #29-B HARVEST COFFEE TABLE
24w x 18h x 48d

H #31-A SHAKER LAMP TABLE
22w x 30h x 23d



A

B

Have a room you want to make cozy? An accent table is the perfect answer. Small enough to fit almost anywhere, and in styles and shapes to fit any decor, accent tables are an understated but crucial finishing touch. And our box table even contains space to store things if you need your accent table to do double duty.



H

ACCENT TABLES

A **#43 BOX TABLE**
20w x 27h x 12d

B **#48 HALF ROUND TABLE**
18w x 27h x 12d



F



G



H



I



J

Available in 20" as well



K



L



F #49 CORNER TABLE
22w x 27h x 12d

G #47 24" ROUND LAMP TABLE
24w x 27h

H #46 20" ROUND LAMP TABLE
20w x 27h

I #47-A 30" ROUND LAMP TABLE
30w x 37h

J #45 16" SQUARE LAMP TABLE
16w x 28h x 16d

K #44 SQUARE PLANT STAND
12w x 27h x 12d

L #26 WINE TABLE
30w x 30h x 30d



ENTERTAINMENT



Entertainment centers are a virtually necessity in today's homes. And the vintage look of our units creates a fascinating contrast with the cutting-edge 21st-century technology the pieces house. Choose an entertainment center that hides your TV and maintains your vintage atmosphere, or one that displays it center stage. TV stands can be flanked by side pieces to add storage for decor, photos, books, and more. We can custom build our units to your dimensions to fit both your TV and your room space.



A



B



C



E



F

A #97-V-W-G 4' FLAT SCREEN (4 PC. UNIT)
99w x 78h x 20d

B #97-S-U-G 5' FLAT SCREEN (4 PC. UNIT)
111w x 78h x 20d
TV Opening 60" wide

C #97-X 3-PIECE ENTERTAINMENT CENTER
99w x 80h x 20d
Also sold separate as Bookcase or Stereo Cabinet

E #97-Q 5' Flat Screen TV Cabinet
60w x 78h x 20d
TV Opening 56w x 44h

F #67 Large Airmore w/ Bifold Doors
61w x 78h x 22d
TV Opening 36½w x 37¼h



H



I



J



K

Open back to mount over a wall mounted TV.
Also available with shelves, to use as a utility
or wall mounted cabinet



L



M

H #97-Y COLONIAL TV STAND
63w x 32h x 13d

I #97-Z DELUXE 5' FLAT SCREEN TV STAND
63w x 35h x 20d

J #97-S 5' FLAT SCREEN TV STAND
63w x 27h x 20d


K #97-O HANGING PLASMA TV CABINET
60w x 38h x 8d
TV Opening 52w x 31h x 7 1/4 d

L #97-V 4' FLAT SCREEN TV STAND
51w x 28h x 20d

M #97-G LARGE ENTERTAINMENT SIDE PIECES
26w x 72h x 19d
Also sold separate as Bookcase or Stereo Cabinet



Besides the obvious function of holding books, these versatile pieces can do so much more. Display your favorite treasures, use with doors or drawers as storage, or pair with entertainment centers as side pieces, choosing a finish to either match or complement.



BOOKCASES

A #19-B 3' NARROW BOOKCASE
22w x 32h x 14d

B #20-2 6' BOOKCASE WITH 2 DOORS
36w x 72h x 14d



C



E



D



F



C #23-L SMALL CURIO CABINET
22w x 72h x 14d

D #20 6' BOOKCASE
36w x 72h x 14d

E #23-A LARGE LIBRARY CABINET
22w x 72h x 14d

F #17 BOOKCASE WITH DRAWER
16w x 51h x 10d

A



B



C



D



E



A #20-1 6' BOOKCASE W/ 1 DRAWER
36w x 72h x 14d

B #20-2 6' BOOKCASE W/ 2 DRAWERS
36w x 72h x 14d

C #14 CANDLE STAND (FITS CDs)
11w x 37h x 10d

D #23-K LARGE CURIO CABINET
36w x 72h x 14d

E #23-F CATCH ALL CUPBOARD
36w x 32h x 14d

F #23-1-G 4' BOOKCASE W/



F



G



H



I



J



K



L



BOTTOM GLASS DOORS
36w x 48h x 14d

G #22 4' BOOKCASE
36w x 48h x 14d

H ##22-1 4' BOOKCASE W/ 1 DRAWER
36w x 48h x 14d

I #23 4' BOOKCASE W/ BOTTOM DOORS

36w x 48h x 14d

J #19-A-1 3' BOOKCASE W/ 1 DRAWER
36w x 32h x 14d

K #19-A 3' BOOKCASE

36w x 32h x 14d

L #97-G LARGE ENTERTAINMENT SIDE PIECE
26w x 72h x 19d (Also used as stereo cabinet or bookcase)



A



B



C



D



Shown with drop leaves down



E

Chair no longer available



F

A #116 3' WRITING DESK
36w x 76h x 36d

B #110 SIDE BY SIDE
38w x 65h x 13d

C #22-A-2 4' NARROW BOOKCASE W/ 2 DRAWERS
22w x 47h x 14d

**D #25-Q 3' NARROW FARM TABLE
W/ 2 - 8 1/2" DROPS**
36w x 30h x 18d (when drops are down)

E #118 SMALL DESK
21w x 43h x 12d

F #23-B SMALL LIBRARY CABINET
22w x 47h x 14d



G



H



I

For the work space in your home we have a wide selection of pieces that focus on meeting several needs—making your den or office a productive place to be, fitting a smaller space, and looking gorgeous.

G #113 STUDENTS DESK
43w x 30h x 18d

H #36-O THUMBBACK SIDE CHAIR
18w x 38h x 16d

I #510 FOOT STOOL
14w x 9h x 11d

OFFICE & DEN



A



B



C



D



E

A #1-E GRANDMOTHER'S CUPBOARD
23w x 72h x 13d

B #23-D NEW ENGLAND 1 DOOR
22w x 72h x 14d

C #23-C NEW ENGLAND 2 DOOR
22w x 72h x 14d

D #10 CHIMNEY SAFE
16w x 51h x 10d

E #8 LARGE CHIMNEY CABINET
16w x 51h x 10d



Chimney cabinets, chimney safes, and grandmother's cabinets all make excellent use of the space flanking your fireplace—adding rustic charm at the same time. Store books or decorative accessories in style.

F #115 FIREPLACE
55w x 48h x 13d

FIREPLACE ACCENTS

MILK PAINT



An ancient finish, milk paint dates back thousands of years, being found in Egyptian pyramids and in cave wall paintings. It's been used on furniture in America since our nation's founding. The perfect paint for creating vintage and distressed pieces, it needs to be seen in person to fully appreciate its beauty. Besides being great on the eyes, milk paint is safe for people and the environment. It's made entirely of natural ingredients: casein (milk protein), clay, limestone, chalk, and iron oxide pigments.



A

A #10 CHIMNEY SAFE
16w x 51h x 10d



B

B 23-I MEDIUM DRY SINK
36w x 36h x 14d



C

C #104 DEACON BENCH WITH STORAGE
38w x 37h x 16d



BEDROOM

It all starts with the bed itself. Choose a panel bed, pencil post bed, or sleigh bed, then order the fabulous finish that will make jaws drop. Next, complete the suite with matching chests of drawers, chest-on-chests, armoires, dressers, end tables, and phone stands. Other bedroom pieces for your vintage sleeping area include kettle house shelves, Yankee cupboards, and bookcases.



And how about an armoire that can house your TV, hidden behind doors when not in use? Create a bedroom that inspires good dreams.



A



C



Pencil Post Bed
shown with optional Canopy Rails &
Canopy Slats

B



D



E

A #84 RAISED PANEL BED (QUEEN)
Also available: King #83-A Full #85 Twin #86

B #93-A PENCIL POST BED (QUEEN)
without/Canopy rail
Also available: King #93 Full #93-B Twin #93-C

C #94-A SLEIGH BED (QUEEN)
Headboard 60" h • Footboard 42" h
Also available: King #94 Full #94-B Twin #94-C

D #88 HERITAGE BED (QUEEN)
Headboard 67" h • Footboard 33" h

E #95-A POSTER PANEL BED (QUEEN)
Headboard 68" h • Footboard 36" h



F



G



H



I



F #69 SMALL ARMOIRE
36w x 70h x 20d

G #78 CHEST ON CHEST
36w x 58h x 20d

H #79 9-DRAWER DRESSER
52w x 40h x 20d
Mirror 40 x 34 (sold separately) #79

I #81 CHEST OF DRAWERS
32w x 52h x 21d



A

A #80 6 DRAWER DRESSER
53w x 34h x 21d
Mirror 40 x 32 (sold separately) #80



B

C



D

C #11 NIGHT STAND
16w x 30h x 10d

**D #76 LARGE SHAKER CHEST
(RAISED PANEL ON 3 SIDES)**
43w x 19h x 19d



E



F



G



H



I



J

E #77 BLANKET CHEST
38w x 36h x 19d

F #1-F COLONIAL PHONE STAND
25w x 36h x 13d

G #83-2 1-DRAWER NIGHTSTAND
23w x 30h x 14d

H #22-2 4' BOOKCASE W/ 2 DRAWERS
36w x 48h x 14d

I #83-1 3-DRAWER NIGHTSTAND
23w x 30h x 14d

J #83 CHEST OF DRAWERS (3 DRAWERS)
32w x 33h x 21d



A



B

Color no longer available



E



C



D



A #66 KETTLE HOUSE SHELF
30w x 34h x 10d

B #9 SMALL CHIMNEY CUPBOARD
16w x 30h x 10d

C #23-G YANKEE CUPBOARD
22w x 32h x 14d

D #19-A-2 3' BOOKCASE W/ 2 DRAWERS
36w x 32h x 14d

E #67 Large Airmore w/ Bifold Doors
61w x 78h x 22d
TV Opening 36½w x 37¼h

#68 Medium Airmore (pictured on page 73)
52w x 78h x 22d
TV Opening 27½w x 37¼h





There's always wall space somewhere that cries out for an accessory. Choose from shelves and mirrors, or for a whimsical touch, how about a bird house?



WALL ACCESSORIES

A #60 3' GETTYSBURG CUBBIE SHELF
30w x 20h x 6d
Available w/ Quilt Bar

B #63 2' CUBBIE SHELF W/ TOWEL BAR
24w x 20h x 6d
Available with pegs

C #61 3' GETTYSBURG QUILT SHELF
36w x 20h x 6d
Available with pegs



D #54 MIRROR W/ PEGS
28w x 15h

E #12 BATH CABINET
25w x 21h x 10d

H #55 TAVERN MIRROR
30 w x 23h x 4d

I #54-A MIRROR W/ TOP SHELF
30w x 16h x 4d

J #56 HALL MIRROR
16w x 34h x 4d

K #130 BIRD HOUSE

L #59 4 PANE WINDOW W/ SHELF
24w x 24h x 4d



Afresh

COLLECTION



Freshen things up! Our new Afresh Collection was inspired by today's move toward bold, lively hues that lift the spirits. Any of our pieces can be part of the Afresh Collection. They join the group when we coat them with bright, bold colors for stunning new impressions. Because all that's different is the paint, any of our vintage styles can be yours, but with a whole new attitude. Smell the summer breeze and fresh air. There's nothing like our Afresh Collection to put vintage in a whole new, super colorful light.



A



B



C



D



G



E



F

A #98 SETTLE BENCH AIRMORE
50w x 70h x 18d

B #21 6' BOOKCASE WITH BOTTOM DOORS
36w x 72h x 14d

C #75 SIDE BOARD
48w x 55h x 20d

D #70 HIGH BACK DRYSSINK
42w x 48h x 17d

E #25-K-A 4' ROUND HARVEST TABLE
48w x 48h x 30d

F #24-H 5' HARVEST TABLE
36w x 60h (shown with 3" optional turned legs)

G #25-V GATHERING TABLE
36w x 36h x 36d



H #36-A WINDSOR ARM CHAIR
20w x 41h x 18d

I #36 WINDSOR SIDE CHAIR
19w x 41h x 19d

J #36-R ROYAL LADDERBACK SIDE CHAIR
19w x 17h x 34d

K #36-I WINDSOR SWIVEL STOOL
17w x 41h x 17d

L #4-H-5 4' NARROW KITCHEN SAVER
48w x 36h x 18d (with 2- 8.5" drops)

M #32 DROP LEAF SOFA TABLE
42w x 30h x 14d

N #45 16" SQUARE LAMP TABLE
16w x 16h x 28d



A



B



C



D



E



F

A #46 20" ROUND LAMP TABLE
20w x 27h

B #55 TAVERN MIRROR
30w x 23h x 4d

C #60 3' GETTYSBURG CUBBIE SHELF
30w x 20h x 6d

D #29-C XLARGE HARVEST TABLE
48w x 18h x 24d

E #32 DROPLEAF SOFA TABLE
42w x 30h x 13d

F #25-I TAVERN TABLE
36w x 30h x 20d



G



H



G #36-F LODGE SIDE CHAIR
20w x 41h x 18d

H #24-H 5' HARVEST TABLE
36w x 60h



A #118 SMALL DESK

21w x 12h x 43d

B #35-U SMALL SHAKER LADDERBACK SIDE CHAIR

18w x 35h x 15d



C #1-F COLONIAL PHONE STAND
25w x 32h x 14d

D #3-A SMALL JELLY CUPBOARD
18w x 35h x 15d

E #28-B COFFEETABLE CHEST WITH SHELF
44w x 19h x 20d

F #23 4' BOOKCASE WITH BOTTOM DOORS
22w x 48h x 14d

G #99 DEACON'S BENCH CABINET
49w x 40h x 17d

H #50 LARGE SHAKER CHEST
43w x 18h x 19d

RUBBED FINISHES

Our rubbed finish gives each piece of furniture a slightly worn or vintage look. We begin with a paint finish then "rub it away" on the edges and around places where hands may have naturally done the same thing from years of use. We then seal the finish with a satin clear coat.



*Colors may vary.

STAINS




CRACKLE FINISHES

Our crackle finish is even more rustic than our rubbed finish. We start with a base coat of white paint, and then cover it in a secondary color, which we crackle. This allows the undercoat to peak through; giving the piece a distressed antique patina. We then apply the rubbed finish to the edges making sure we add some additional dents and dings for added charm. This finish is also sealed with a satin clear coat.



*Colors may vary.

STAINS



Afresh FINISHES



DISTRESSED FINISH



Our distressed furniture is finished with our high quality finishes, with lightly rubbed edges & wear spots to create a time worn feel.

ANTIQUED FINISH



With our antique finish option, we can create an antique of yesteryears. Our specialized techniques of creating the aged look, will have your friends and neighbors, guessing how long your furniture goes back. All of our antique finished furniture is top coated with a dull precatalized varnish to protect the crackle & preserve the antique look.

MILK FINISH



Milk Paint is a hand brushed, slightly crackled finish and top coated with a hand rubbed wax. Milk paint is organic, non toxic, environmentally safe, and durable. It is made from natural materials such as milk, clay, lime, etc, and tinted with earth pigments. This is the finish that was used in Early American times.

Milk Paint is great for any room in your home, and tough enough for hotels and restaurants. Today milk paint is still being used by artists, architects, and designers striving for a look that is authentic, durable, and beautiful.

VARNISH TOP COAT:

Our varnish top coat is an option for all distressed finished items. The varnish finish is a satin precatalized clear coat that enhances the depth of color, creating a smoother finish & added protection. It is resistant to most household chemicals.

TWO TONE FINISH:

We offer our pieces in a two tone finish. (Example: Painted table base with stained top.)

SOLID PAINT FINISH:

This finish option, consists of a solid painted surface without any form of distressing techniques.

PRIMITIVE FINISHES

DISTRESSED FINISHES



SAGE



MUSTARD



BLACK



**BUTTER
CREAM**



GREEN



BARN RED



SLATE GREEN



CREAM WHITE



TAUPE



BLUE

STAINS



**SPECIAL
CHERRY**



**MICHAEL'S
CHERRY**



HONEY PINE



HERITAGE

ANTIQUED FINISHES



SAGE



MUSTARD



BLACK



**BUTTER
CREAM**



GREEN



BARN RED



TAUPE



BLUE



SLATE GREEN

STAINS



**SPECIAL
CHERRY**



**MICHAEL'S
CHERRY**




HONEY PINE



HERITAGE

MILK PAINT



**ONION SNOW
WHITE**



PILGRIM BARN



**COLONIAL
MUSTARD**



LAMP BLACK



SOLDIER BLUE



**LEXINGTON
GREEN**

*Colors may vary.



Scented Furniture Polish
for wood, leather,
metal, and vinyl.

Contains no wax or
silicone.

Available in 8 oz.
squirt bottles.

Afresh
COLLECTION



VINTAGE
CREATIONS
By Sam

AUTHORIZED DEALER

