



# GGRS Gazette

## June, 2022

Official Newsletter of the Georgia Garden Railway Society

### 5 Layouts in 1 Day - Tour of Depots!

## President's Message



A big thank you to our many hosts this month! Bob, Norm & Ann, Tom & Eileen, Mike & Suzanna and Dave. Everyone had a wonderful time exploring all of the layouts and seeing friends. I hear there was a heavy rain the night before - you would never know it with all the beautiful gardens and trains running. Thanks again.

I loved the input and discussion at our meeting. I am excited for the rest of the year. Don't be surprised if I call and ask for your help. And call anytime if you have ideas.

Alan and I are finalizing our travel plans to Colorado. I am thrilled to meet fellow ferroequinologists. Safe and wonderful adventures for those heading west. (remember Emil is counting on photos, stories, etc.)

If you are staying local, plan to join Lori & Peter or stop by S. E. Train Museum.

*Juliet Foster*



While we are used to meeting each month at a single layout, hosted by a gracious member, this time we travelled to Mid Western Georgia and Newnan, Peachtree City, Fayetteville city areas to duplicate a day similar to one that folks enjoy when attending a National Convention. Multiple layouts, back to back to

## Bob Avery

We started at Bob Avery's place. Bobs layout held lots of scenery, plants of varying types and colors, (all healthy and growing nicely), and rocks...Lots of rocks with flowing water ..... Lots of flowing water!



<b><i>In This Edition</i></b>	
<b><i>President's Message.....</i></b>	<b><i>1</i></b>
<b><i>5 Layouts - 1 Day.....</i></b>	<b><i>1</i></b>
<b><i>Track Warrants.....</i></b>	<b><i>11</i></b>
<b><i>Highballing Down the Track.....</i></b>	<b><i>11</i></b>
<b><i>Rip Track.....</i></b>	<b><i>13</i></b>
<b><i>Ride the Rails.....</i></b>	<b><i>16</i></b>
<b><i>Train Slang.....</i></b>	<b><i>18</i></b>
<b><i>Shop Foreman.....</i></b>	<b><i>18</i></b>
<b><i>Yard Hostler.....</i></b>	<b><i>21</i></b>





I have seen multiple indoor HO layouts with the ubiquitous burning house, and the fire dept. on the scene. I have NOT seen an actual flame roaring in the house, nor the dragon that caused the mayham.....until today. Way to go Bob!







## Norm & Ann Lundin

Most folks would have their layout in the backyard, but with the large beautiful shade tree right up front, easy access and room to work made this the ideal spot for the Lundins.

If you ignore the train car that took a swim off the high dive, or the engine that didn't want to run, it was a nice relaxing day to run trains. This layout has been in place for over 20 (or was it 30) years. Wow!

All our hosts received a certificate of appreciation for their FerroEquinology Expertise. Here Norm is presented his.










# Tom and Eileen Conrad



The Conrad's layout is home to the massive, gigantic wrap around helix tressel (hey, you gotta change levels somehow).

The wrap around the back yard layout is elevated, and held by multiple bridge sections and types. I saw the most interesting use of a tool here, a ratchet clamp, turned inside out, and used as an adjustable support leg. Never saw that one coming!


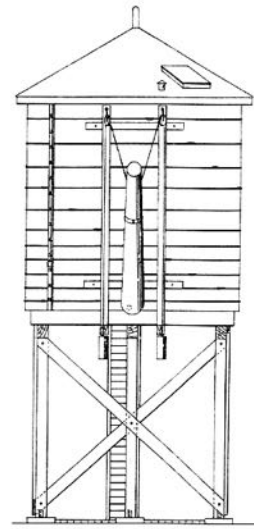


Have you eaten at "The Pickle Barrel"?

We had our meal and meeting here. Bar B Que and fixins. The weather was glorious all day.









# Michael & Suzanna Carney







Dessert and a fine layout awaited us at the Carney's home. Papa Railroad was hosting a cub scout group who were so enthralled with the layout they didn't want to leave. Some gave talks about the various areas for visitors. Trains were running all over the hillside. Did I say hillside? More like a mountain! But then what else would you do with a few hundred sacks of cement, chicken wire





# Dave Bergmann

Superb detail and quality split Jaw items were on display at the Bergmann residence, along with an extended elevated track that just begged for long trains, and someone to bring a live steam engine. Alas, no one brought one, but the super passenger string of heavy weights from Sante Fe, Central of Georgia, and the Southern all smoothly ran down the long straightaways.









## Track Warrants

Event	Location	Date	Status
Vines Railroad	Vines Park, 3500 Oak Rd., Loganville, GA	May 21, 2022 10:00 am - 2:00 pm	Need help with everything Trains
Southeastern Railway Model Railroad Days	Duluth, GA	Jun 11 - 12, 2022	Invite with free tables
Peter & Lori Thomas NMRA Open House	422 Cothran Road, Dawsonville, GA	Jun 25, 2022 1 pm - 5 pm	No June meetings, so come on down..... or up!
GGRS Member Meet	Juliet Foster and Alan Luebs	Jul 9, 2022	In Planning



**Open house at Lori and Peter's**  
We will be open for the Piedmont Division NMRA from 1pm to 5pm

GGRS members are welcome before or during the open house.

**Where are all the Steam Excursions now that Covid is sorta gone ?  
Did Covid kill any of them? Will any recover? Does GA have any Steam?  
What about new Steam throughout the country?**

**Answers on page 11.**

## Highballing Down the Track

The GGRS has long had a reputation of sending a large contingent to the annual National Garden Railroad Convention. This year will be no exception. Dennis & Ellen Bass, Dave Bergmann, Michael & Suzanna Carney, Juliet Foster & Alan Luebs, Phil & Barbara Jones, John & Carolyn Lank, Dan & Carol Steidle, Elliott & Katherine Stotler, Roy & Pam Williamson, and Ted & Deborah Yarbrough have all let it be know that they are attending.

There is still time to register for the convention and join the group. Most are planning to take the 1:1 scale ride to Pikes Peak on Monday, attend the BBQ with a Galloping Goose Ride, tour layouts, spend time in the vendor hall, and attend a few clinics. Some are going on AMTRAK through the Rockies on Saturday and Sunday after the convention and a few are taking the 4-wheel drive tour of abandoned narrow gauge right of ways the following Monday. If you have registered and are not listed above, please let Ted Yarbrough and Phil Jones know that you will be present in Denver. If you decide now to register and go, let them know as well.



# CLINICS SCHEDULE



Our schedule of clinics for the 2022 NGRC is fairly stable, but it seems that each week there are changes. We currently have over 40 clinics scheduled during the 5 days of the Convention, covering a variety of topics. Several of the clinics have limited seating (such as the 'Buy and Build', Pruning Small Trees for Your Railway, and 'Scrapbooking').

If you want to see a list of these clinics, [click here](#), and if you want to reserve your spot in one of those clinics, please send an email to our Clinics Chair, Jim Desautel, at [jimandcindydesautel@yahoo.com](mailto:jimandcindydesautel@yahoo.com), to reserve your seat.

SOUTHEASTERN RAILWAY MUSEUM PRESENTS

**MODEL RAILROAD** *Days!*

**JUNE 11-12, 2022**  
 SAT: 10:00 AM - 5:00 PM  
 SUN: 1:00 PM - 5:00 PM

SOUTHEASTERN RAILWAY MUSEUM  
 3595 Buford Hwy  
 Duluth, Georgia 30096




- Classic Trains on Display
- Model Layouts
- Clinics
- Cab Rides
- Train Rides
- Model Railroad Surplus For Sale
- Souvenir Shop

[SoutheasternRailwayMuseum.org](http://SoutheasternRailwayMuseum.org)

*Garden Railroading News* has published an **Advertisers Directory** via our website.

Why? Because:

- 1 Our readers like to know where they can get G - Scale equipment & accessories.
- 2 Our advertisers provide the funds to cover our modest operating costs.

The Directory includes a brief description of what each vendor provides and **clickable links** to their websites.

The ongoing connection between garden railroaders and vendors that supply our hobby is a core mission for GR News. To help further that mission, please let your members know that they can access the directory via this link

[GR News Advertisers Directory](#)

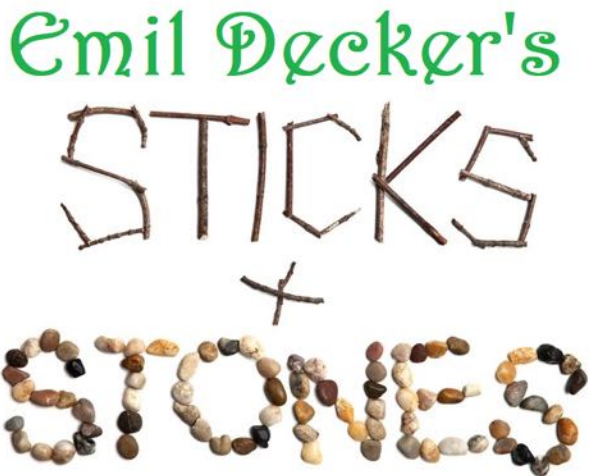




# The Rip Track

## Need Repairs? Supplies? Buy Good Stuff from our Members

Members with Garden, Train, or other related items to sell (new or used) can submit their items for inclusion in "The Rip Track". Send information to the editor for the next issue. Items will run for a single issue, unless the editor is notified to repeat the item. (Quality photos appreciated) Members with related business advertising may also submit ads. These will run continuously until policies change or notice is given. by arrangement. (Contact Editor for details.)



**“The truth is not in the touch of a stone, but in what the stone tells you.”** *Rene Denfeld*

[sticksNstones@weegrr.com](mailto:sticksNstones@weegrr.com)

### Engineer's Wish List

**Embroidery Design & Gifts**  
by On-Line Consign, Inc.

---

**Sally Bando** | 404.550.4816 | [sbandogeorgia@comcast.net](mailto:sbandogeorgia@comcast.net)

Machine embroidery designs & themes on shirts and gifts. Prices upon request. Company and group projects welcome.

Embroidery Design and Gifts Georgia  
Garden Railway Society Club Shirts  
Each Shirt will have the club logo on included in the price.



Contact Sally for other designs

Men's	S	M	L	XL	2XL	3XL	Price
Grey Pocket t-shirt							\$10.00
Carbon or Burgundy Polo							\$20.00
Carbon or Burgundy Pocket Polo							\$20.00
Long Sleeve Denim							\$20.00
Short Sleeve Denim							\$22.00
<i>Name on Men's Shirt (Specify Name)</i>							\$5.00
Ladies	XS	S	M	L	XL	2XL	
Grey T-shirt							\$10.00
Carbon or Burgundy Polo							\$20.00
Long Sleeve Denim							\$22.00
<i>Name on Ladies shirt (Specify Name)</i>							\$5.00



I have an Aristocraft NYC RS-3, NYC Pacemaker Boxcar and NYC Pacemaker Caboose, and G Scale track. 4- 2' LGB straight track and 2- 4' LGB straight track All in good shape. I would like \$400.00 for the lot.... Loco, Cars and Track.

Dick Wagoner 404-697-4082 [rgwagon@bellsouth.net](mailto:rgwagon@bellsouth.net)



I was wondering if you or any of the GGRS members would be interested in adding them to your railroad. All 3 are in excellent shape and I have the original boxes.





## Train Installations, LLC

Woodstock, GA 30188

770-597-0038

[dave@traininstallations.com](mailto:dave@traininstallations.com)

Check out our online store and updated website at  
[www.traininstallations.com](http://www.traininstallations.com)

**We can help you with any part of your model RR project no matter what scale it is.**

- Layout planning and CAD drawings
- Custom bridges
- Overhead RR systems
- Model kit assembly
- Train storage shelving

Let us know how we can help.





Would you be interested in going as a club to the October 8 Event as our October Meeting? Let us know your opinion.

## Ride the Rails

*A Fundraiser to benefit Tri-State Model Railroaders and the Historic Mineral Bluff Depot!*



**When:** May 28 & 29, 2022

July 2 & 3,

October 8 & 9,

November 25 & 26, 2022

Trips continuously scheduled from Noon through 4pm

**Where:** Historic L&N Depot, 150 Railroad Avenue  
Mineral Bluff, Georgia 30559

**Fun to be had:** A 5-mile round-trip ride by **Railroad Motor Car** traveling through the Iron Bridge over the beautiful Toccoa River to Murphy Junction and returning over the bridge back to the Historic Mineral Bluff Depot. Then take a short ride on the genuine **Railroad Hand Car**. Real fun for all ages. Special for children: Ride the miniature 7 ½ gauge hand car for free! Also, visit inside the Depot and see the progress being made on the large "HO Scale" model railroad based on the L&N Railroad's "Old Line" from Atlanta, Ga to Etowah, TN and the branch line through Mineral Bluff to Murphy, North Carolina. Come see everything that's new!

**Suggested Donation:** MOTOR CAR- \$15.00 - Adults 18+

Free - Youth 0-17 with paid adult

HAND CAR - \$ 2.00 - Per person/per trip

Mini Hand Car - Free - to all ages

# ***Come ride the Motor Cars***

[www.tsmri.org](http://www.tsmri.org) [tsmri@yahoo.com](mailto:tsmri@yahoo.com) 423-299-3914

Our sincere thanks to the following, for without their help, these trips would not be possible:  
Georgia DOT and Georgia Northeastern Railroad/Blue Ridge Scenic Railway.



## Steam?

Covid-19 shuttered many operations during the pandemic. The cost of restoration, like everything else, continues to climb at an unprecedented rate. It is becoming more difficult to find volunteers, and many of the operations using coal, have found supplies dwindle, as the cost to mine, move, and sell exxcellerate. That being said, the prospects for some activities to return to normal is out there.

A TRAINS magazine survey conducted in fall 2021 showed 153 steam locomotives operated in a public venue at least once. (This includes any locomotive at least in 2 foot gauge or larger, not an amusement park reproduction. That is down from the first survey they conducted in 2008, when 190 operating units were accounted for. Consider some may have been down for standard repair, or in the process of being sold and not operating, but in an operable state at the time.

Of the 153, 81 were standard gauge, while 72 were narrow gauge. 84 burn coal, vs. 63 which burn oil. Only 6 burn wood. Some of the coal burners are considering changing to oil due to the coal situation. Durango & Silverton ran its 2021 season without a coal-burning steam loco, and has converted 3 of its engines to burn oil. Cumbres and Toltec is converting one of their engines as well. The vast majority of the locos were made in the 1920's, so we may be looking at some "100 years of operations" moments.


Of the 50 states, 10 have no operating steam locomotives. (Georgia has one..... we rode it at the Agra-rama last year). The top 3 states for seeing Steam in action are: California - 19 units, Colorado - 15 units, and Pennsylvania - 13.

As for new steam, there is the following: The last loco that Baldwin built Mallet, the C & O 2-6-6-2 on the Western Maryland Seinic RR is now operational. The Reading and Northern T1, 4-8-4 is almost ready, and hopes are that the Pennsylvania coal-hauler will be ready sometime this year, after a 30 year dormant period. Another T1 continues to progress in repairs in Cleveland, but no data on when she will be ready to run. The Nashville, Chattanooga & St. Louis 4-8-4 we saw in Nashville during the National Convention is approximately 1/2 way completed.

The most anticipated steam outing would be, of course, the Big Boy out to make another cross country run.

Also, U.S. Sugar elected to add more steam to its Sugar Express tourist operation in South Florida.

Go ride some Steam and report back to us about your amazing trip !





# Train Slang: How much Railroad Slang do you know?

**Gonna go through the A.B.C.'s of Railroad Slang in the next few issues, 20 at a time.**

- Buggy: Observation car
- Bull: Railroad policeman
- Bull Head: Conductor
- Car Toad: Railroad Car Engineer
- Car Catcher: Brakeman
- Car Knocker: Car Inspector (they tap the wheels to test for soundness)
- Car Whacker: Railroad Car Cleaner
- Cat's Claw: Spike Puller
- Clinker Boy: Locomotive Fireman
- Clown Wagon: Caboose
- Cow Cage: Stock Car
- Crowbar Hotels: Jail
- Crummy: Caboose
- Cushion Rider: Conductor of a Passenger Train
- Dancing the Carpet: Explaining to the boss
- Deadhead: Passenger on a Passenger train
- Diamond Pusher: Locomotive Fireman
- Detainer: Train Dispatcher
- Diamonds: Coal
- Dinger: Yardmaster

## Shop Foreman

### Bachmann 4-6-0 Front Truck Replacement by Russ Bundy

#### Background:

In 1988 Bachmann made their first "G" Scale Electric train. A Battery powdered, 1:20.3 narrow gauge 4-6-0 steam train commonly known as The Big Hauler. The next year, 1989, they began making this train set as a track powered, electric and the legend was born.

The Bachmann Big Hauler is the definition of a "starter set." Inexpensive, complete (They come with the engine, a couple cars, track, and a power supply.) Just take it out of the box, set it up and enjoy. Although the track is not really suited for outside use, they're generally reliable, fun, and if it does break just put it back in the box and Bachmann will fix it. Thousands have been sold. If you haven't owned one, you know someone who has.

(Figure 1)



If there is one flaw with these units, it would be that the front trucks are very light and prone to derailment. The cause is an engineering design error that makes the truck unstable. Basically, a very light truck floats on a very weak coil spring. This design has caused owners a lot of heartache over the years.

Several years ago, Bachmann redesigned the front truck, adding weight and changing the design to a chassis mounted leaf spring type of support.



The “stock” truck is basically a piece of formed plastic and weighs around 87 grams. (Figure 2).




The “new and Improved” truck features two all metal side rails held together with a plastic insulator and, of course, has the leaf spring.

It weighs almost double that of the stock truck. (Figure 3)



See comparison photo. (Figure 4) The results were a much better, more stable engine.




Owners were quick to recognize the benefits and these replacement parts were sold out for a long time. The initial demand seems to have passed, and new trucks are again available through the Bachmann web site. The best news is replacing the original truck with the newer version is a relatively simple procedure.



**Parts:**

As of this writing, the replacement trucks are in stock at bachmanntrains.com. I didn't look anywhere else as they were on sale, and I had waited too long not to buy these. Other than the truck you'll need four (4) screws to attach the truck to the frame and standard soldering supplies to connect the two wires. (More on that later.)

**Installation:**

You first need to remove the stock truck. To accomplish this, you must get to the screw that is holding the spring in place. First, remove the two braces connecting the front of the boiler to the frame. (Figure 5)


Then remove the three screws in the front of the chassis. (Figure 6). Carefully bend the front section down to expose the screw that is attaching the truck, remove said screw. (Figure 7) Then clip the two lead wires.

Now the fun part. You'll need to drill four (4) holes to mount the bracket holding the truck leaf spring to the frame. Just center the

bracket on the truck and mount the unit.







You also need to drill one (1) hole to run the wires inside the frame. (Figure 8).

#### NOTE AND WORD OF CAUTION!

I don't know why, but for some reason Bachmann changed from red and black colors for the power leads to yellow and brown/tan. Be sure to match up the correct sides of the truck to the engine wires.

In my replacement this meant yellow to black and tan to red. (As an aside, if you replace any Aristocraft motor blocks with the new ones made by Bachmann, you'll face the same color-coding problem.)

Solder the truck leads to the engine wires, hide the wires in the frame, reconnect the three screws and reattach the boiler braces. That's it.

Final thoughts:

This really is a straightforward installation that will greatly improve your Big Hauler. Good Luck. RSB

## Yard Hostler

April has been a full month for me. Lots of yard work, and other distractions to keep me out of the Railroad right of way. Hope to get back to it soon. How is your spring rail-cleaning coming? Why not share your experiences, photos, disasters, etc. with us. We all need to have a laugh, cry, and generally know others are experiencing the same things we are. *{helps keep us on track}*....

We had a great Tour of Depots the other day. Too bad if you missed it. Going to the National Convention in Denver?? Take photos and write about your trip. Those of us not going can't envy you properly if you don't.

Emil Decker, Editor, GGRS Gazette  
480 Grizzle Rd., Dawsonville, GA 30534

[eldecker@windstream.net](mailto:eldecker@windstream.net)

