

10. Replacement Parts

In this Chapter you will find:

- general information on how to use this manual
- a description of the various MCS Wide Array Manuals
- information on how to order replacement parts and accessories
- directions on how to contact MCS, Inc.
- a list of spare parts

Refer to page 2 for a chapter-level Table of Contents

Table of Contents

General Information -----	3
Introduction -----	3
Who Should Use This Parts List?-----	3
How to Use This Parts List -----	3
Other Manuals for Your MCS WideArray -----	4
MCS Wide Array Operator Manual -----	4
Ordering Replacement Parts, Accessories -----	5
How to Order -----	5
How to Contact MCS, Inc.-----	5
Replacement Parts List -----	10-6

10-3 General Information

Introduction

This chapter shows the replacement parts, and accessories, that are available for the MCS Wide Array.

Products described in this chapter, and products that can be used with the systems, are under continuous development and are subject to continuous improvement.

We at **MCS, Inc.** are always pleased to receive any suggestions on how we might improve this manual or any of products described in it.

Who Should Use This Parts List?

The *Parts List* is intended for use only by **MCS, Inc.** service personnel and those customers who have qualified, trained service or maintenance personnel.



WARNING: Customers who intend to service and maintain the printer themselves must only have qualified personnel perform those procedures. Qualified personnel are considered to be those persons who have undergone the proper technical training (successful completion of a training course covering this equipment), have experience to work on this equipment, and are aware of the hazards to which they will be exposed.

How to Use This Parts List

The Part List identifies all replacement parts available for the MCS Wide Array Printer. Select the desired part from the description and order the corresponding part number.

10-4 Other Manuals for Your MCS, Inc. Wide Array

MCS Wide Array Help Files

The *Operator Help Files* includes information needed to properly install, configure and operate the MCS Wide Array System.

Keep manuals for future reference, even if you choose to have **MCS, Inc.** or one of its distributors maintain and service the system. These manuals are intended as a supplement to, but not as a replacement for, **MCS Inc.** Customer Training.

10-5 Ordering Replacement Parts, Accessories

How to Order

When ordering replacement parts or accessories for your **MCS, Inc** Mail Wide Array System, please have the following information available for the **MCS, Inc.** Customer Service Representative to ensure a quick and easy ordering process:

- your customer number
- your name and telephone number
- your purchase order (P.O.) number
- your method of payment
- the preferred method of delivery
- the part number and quantity of all items required

How to Contact MCS, Inc.

To order parts for you **MCS, Inc.** Wide Array Printer, please contact **MCS, Inc.** at 1-800-728-0154 Ext. # 2012 (for all customer in the United States), or for technical assistance for you **MCS, Inc.** Wide Array Printer, please contact **MCS, Inc.** Tech Line at 1-877-627-7769.

MCS, Inc.
8101 Cessna Avenue
Gaithersburg, MD 20879

U.S.A.

Phone 1-800-728-0154

Fax: 1-877-797-1981

Web: [MCS Inkjet Addressing Solutions](#)

10-6 Replacement Parts List

This parts list corresponds to the illustration shown in Figure 7-1.

Index Number	Part Number	Part Description
1	5-00-0179-00	PEN STALL ASSEMBLY
2A	5-00-0300-00	SENSOR PROGRAMMABLE (SME312D)
2B	5-00-2140-00	MINI POLARIZED SENSOR (VS3AN5XLPQ)
3	-	80/20 HORIZONTAL PRINthead BAR
4A	5-00-2421-00	80/20 BLACK ANODIZE ANGLE
4B	5-00-2416-00	80/20 SHORT STAND
5	5-00-2221-00	80/20 HOLLOW STAND " L" BRACKET
6A	2-00-0142-05	80/20 PRINT HEAD 2" MOUNT
6B	1-00-0538-08	80/20 PRINT HEAD 6" MOUNT
6C	2-00-0138-08	80/20 PRINT HEAD 8" MOUNT
7A	1-00-0535-00	80/20 MCS2" PRINthead
7B	1-00-0536-00	80/20 MCS 4" PRINthead
7C	1-00-0538-00	80/20 MCS 6" PRINthead
8	5-00-0108-00	PRINthead CABLE (PRO-800)




Figure 7-1

This parts list corresponds to the illustration shown in Figure 7-2.

Index Number	Part Number	Part Description
1		HP INK CARTRIDGE
2	5-00-0179-00	PEN STALL ASSEMBLY




Figure 7-2

This parts list corresponds to the illustration shown in Figure 7-3.

Index Number	Part Number	Part Description
FIG 7-3	2-00-0142-05	80/20 PRINT HEAD MOUNT
1	5-00-4070-00	PRINthead ADJUSTABLE LEVER
2	5-00-4071-00	PRINthead 80/20 LINEAR SLIDE KIT




Figure 7-3

This parts list corresponds to the illustration shown in Figure 7-4.

Index Number	Part Number	Part Description
1	5-00-0162-00	CABLE, FIREWIRE, FORMATTER TO FORMATTER
2	5-00-2196-00	ARRAY SORT CABLE
3	5-00-0163-00	CABLE, FIRE WIRE, PC TO FORMATTER
4	5-00-2118-00	CABLE, ENCODER WHEEL ASSY.
5	5-50-0158-00	ARRAY FORMATTER BOARD
6A	5-00-0300-00	CABLE, SENSOR PROGRAMABLE (SME312D)
6B	5-00-2078-00	CABLE, MINI POLARIZED (VS3AN5XLPQ)
7A	5-00-2389-00	CABLE, DAISY CHAIN LINK (2 MODULE)
7B	5-00-2390-00	CABLE, DAISY CHAIN LINK (3 MODULE)
8	5-00-0108-00	CABLE, ARRAY PRINTHEAD
9	-	POWER CORD CABLE
10	5-00-4072-00	POWER ENTRY ON/OFF SWITCH MODULE




Figure 7-4

This parts list corresponds to the illustration shown in Figure 7-5.

Index Number	Part Number	Part Description
1	5-50-0177-00	PCB PRINthead BOARD
2	5-00-0178-00	PRINthead PEN DRIVER CABLE
3	5-00-0181-00	2" PRINthead MECHANICAL ASSEMBLY
4	-	HP CARTRIDGE INK




Figure 7-5

This parts list corresponds to the illustration shown in Figure 7-6.

Index Number	Part Number	Part Description
1	5-00-0180-00	PCB PEN DRIVER
2	5-00-0179-00	PEN STALL ASSY (Includes PCB Pen Driver)
3	5-50-0158-00	MCS FORMATTER BOARD




Figure 7-6

This parts list corresponds to the illustration shown in Figure 7-7.

Index Number	Part Number	Part Description
1	4-00-0500-00	Dongle for MCS Array 3.0 Software



Figure 7-7

This parts list corresponds to the illustration shown in Figure 7-8.

Index Number	Part Number	Part Description
1	5-00-2453-00	ENCODER WHEEL POLYURETHAME
2	5-00-2118-00	ENCODER ASSY, STEG, PICK WHEEL
3	5-00-2172-00	ENCODER ENCODER/SENSOR ROD ½”
4	5-00-0981-00	SHAFT HANGER






Figure 7-8

This parts list corresponds to the illustration shown in Figures 7-9.

Index Number	Part Number	Part Description
1	5-00-2078-00	MINI POLARIZED CABLE ASSY PRODUCT
2A	5-00-2140-00	MINI POLARIZED SENSOR (VS3AN5XLPQ)
2B	5-00-0404-00	MINI POLARIZED SENSOR KIT
3	5-00-2177-00	SENSOR SLIDE BRACKET ONLY
4	5-00-0300-00	SENSOR PROGRAMMABLE (SME312D)
5	5-00-2725-00	SENSOR MOUNT SLIDE BRAKET KIT



Figures 7-9

This parts list corresponds to the illustration shown in Figure 7-10.

Index Number	Part Number	Part Description
1	5-00-2360-00	LCD KEYBOARD TRAY
2	-	MOUSE TRAY
3	5-00-2281-00	LCD TILT MECHANISM
4	-	STAND

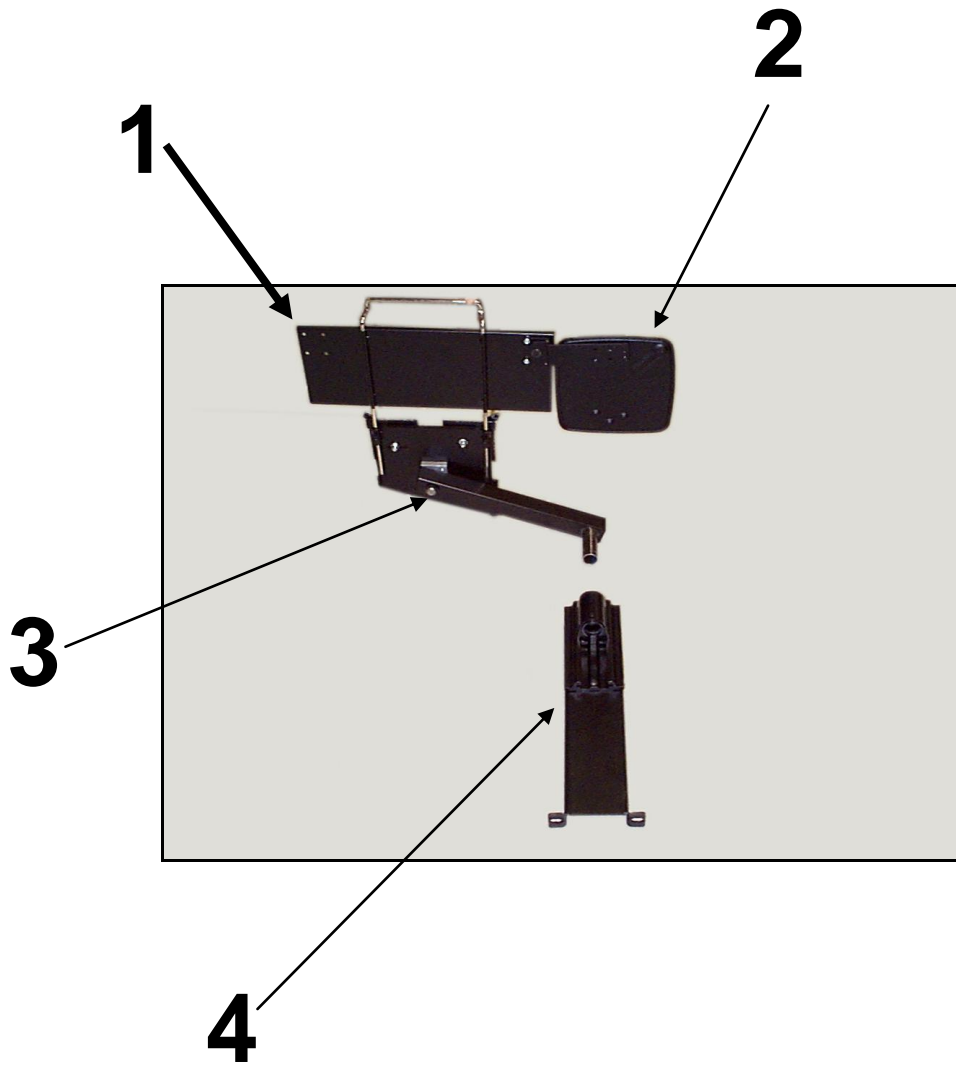


Figure 7-10