



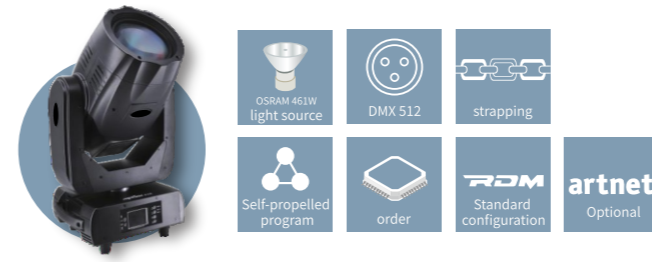

**SX PROTECH**

**STAGE LIGHTING CATALOGUE**

# MF800SWB

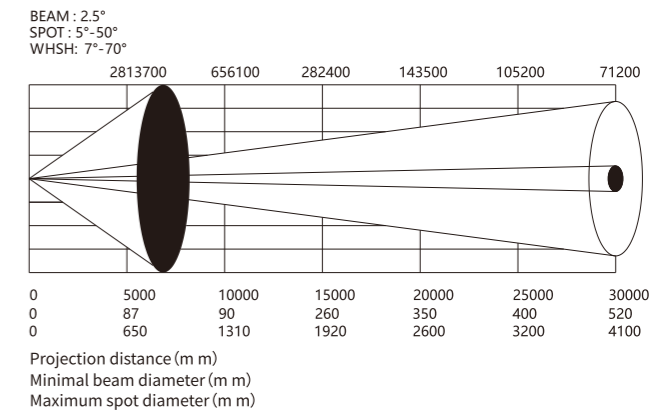
## 461W Moving Head Light

The Night God MF800SWB is a high brightness, large light spot, three-in-one shaking head lamp with the functions of pattern, beam, and dyeing. The pattern can be enlarged to a large extent, which is unparalleled by other shaking head lamps. It is equipped with a color disc and a pattern disc. The high-quality focusing lens projects a small angle beam of light, coupled with a high-speed stroboscopic effect, making the beam feel strong and more shocking.

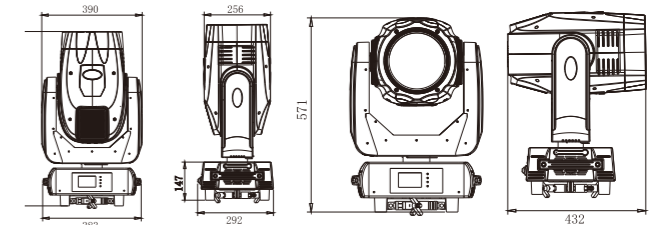


### Parameter

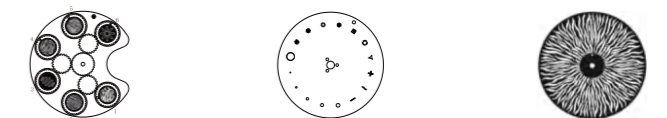
Power supply: AC100-240V±10% 50/60Hz  
 Power consumption: 800W  
 Light source: OSRAM 461W  
 Color temperature: 8500K  
 Bulb life time: 1500h  
 DMX channel: 24CH  
 Signal input: standard three-pin / five-pin signal socket input and output  
 Light bulb system: The design of the remote bulb control system can remotely control the light bulb on and off through the controller, effectively extending the life of the bulb.  
 Display: LCD display, touch screen + button control, the operation process is quite humanized and convenient, built-in Chinese and English display interface switching, intelligent 180° flip upside down.  
 Operation page: Built-in multiple pages, itemized design function. The function mode can be customized according to the requirements of the use scenario, with password lock protection.  
 Intelligent display: Built-in bulb usage time record, you can check the bulb usage at any time, built-in light body temperature display to guide the correct application  
 Control mode: DMX512, Auto, master-slave, voice-activated  
 Strobe: double chip strobe, strobe speed 0.5 - 9 times / second  
 Color wheel: 13 color + white light, with rainbow effect.  
 Gobo wheel: Fixed gobo 15+ white light, with jitter and water flow effect  
 Rotate gobo wheel: 6 glass gobos, can clockwise and anti clockwise rotation  
 Effect plate: clockwise and anti clockwise flow effect plate  
 Prism: row prism + 8 prism.  
 Rainbow plate: A rainbow plate with 6 colors, can create gorgeous rainbow effect.  
 Focusing: high-quality condenser lens, super smooth smooth automatic focus adjustment.  
 CMY: CMY plate  
 CTO: color temperature gradient  
 RDM function: can automatically modify the address code through the DMX cable, detect light failures, and update the program version for intelligent control.  
 Fan protection: automatic blowout protection for fan failure.  
 Fan speed regulation: Before turning on the light, run it at a low speed. When the light is turned off at half power, the fan speed also decreases accordingly.  
 Strobe: Strobe speed is up to 13 times / second, and random strobe can be selected.  
 Dimming: 0-100% linear dimming.  
 Atomization: 0-100% uniform soft light atomization effect  
 Pan: 540°, 16 Bit  
 Tilt: 232°, 16 Bit  
 Automatic error correction: photoelectric reset system is used for horizontal and vertical.  
 Automatically retrieve and reset if an error occurs.  
 Appearance material: injection molding with high temperature resistant fireproof engineering plastic.  
 Protection rate: IP20  
 Working environment: -20°C-40°C  
 Dimension size: 292x390x677mm  
 Packing size: 530x490x655mm  
 N.W: 28.5 kg  
 G.W: 31.4 kg



### Illuminance meter



### Product Size



### Color Disc+CMY+CTO



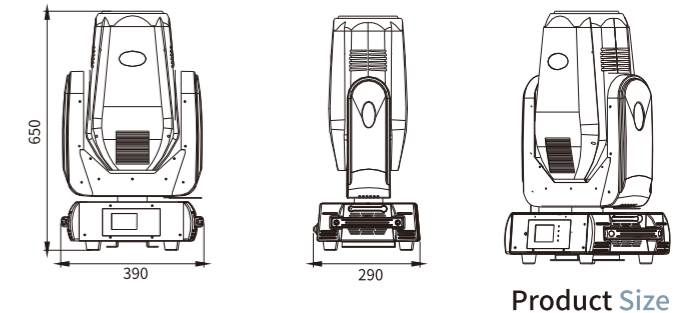

### Quick lock function



# MF350SWB

## 380W 3in1 Moving Head Light

The Night God MF350SWB is a high brightness high light shaking head three in one lamp with three in one functions of pattern, beam, and dyeing. It uses the original OSRAM 371W S light source, combined with high-precision glued optical mirrors, to make the beam feel brighter, stronger, and more accurate in positioning. It has two rotatable mirrors, one circular octagonal mirror and one hexagonal prism, which can be stacked to generate various unique and unique effects. The three-phase motor has fast mechanical operation ability, fast speed, accurate positioning, and long-term operation without losing step. The minimum and maximum pattern light spots have large amplitude changes, and the light spots are clear, clean, and have good image quality.



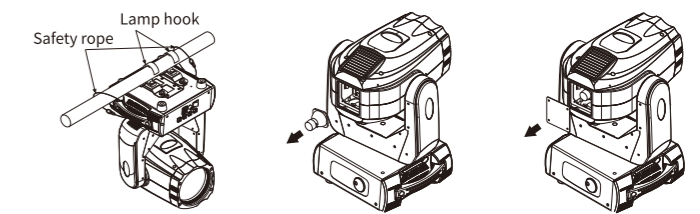
Product Size

### Product Effects



### Parameter

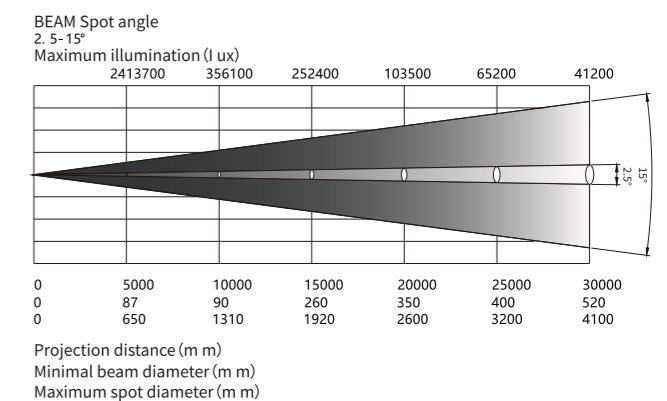
Power supply: AC100-240V±10% 50/60Hz  
 Power consumption: 600W  
 Light source: OSRAM SIRIUS HRI 371W LAMP  
 Color temperature: 8500K  
 Life time: 1500 hours  
 DMX Channel: 17/24 channels  
 Signal input: Input and output of standard 3-pin/5-pin signal socket  
 Control model: DMX, Auto, Master-slave, voice-activated  
 3in1 Optical lens design:  
 BEAM mode: 2°~38°  
 SPOT mode: 5°~50°  
 WASH mode: 8°~52°  
 Strobe: double-plate strobe, strobe speed 0.5-9 times /second  
 Color Wheel: 1 color wheel, 13 color + open, can half color, and move in double side, color switch and half color rainbow effect.  
 Gobo wheel I: 1 fixed gobo wheel, 14 gobo + open, each Gobo can rotate forward and backward and has a shake effect. The Gobo wheel has fast and slow water running effect of forward and backward.  
 Gobo wheel II: 1 rotating Gobo wheel, 9 optional Gobo+Open, each Gobo can rotate forward and backward and has a shake effect. The Gobo wheel has fast and slow water running effect of forward and backward.  
 Double prism: 2 independent rotating prisms, 8 + 16 prisms combination, double prisms can be combined with each other, superimposed or rotated independently, fixed and rotated mode combination, can generate singular special multi-beam effect.  
 Focus: High precision glass optical lens, electronic focus design, ultra-smooth adjustment of focal length.  
 Atomization: 0 - 100% uniform soft light atomization effect  
 Pan: 540°, 16 Bit  
 Tilt: 232°, 16 Bit  
 Protection rate: IP20  
 Working environment: -20°C-40°C  
 Dimension Size: 290×390×642mm  
 Packing size: 510×490×630mm  
 N.W: 18.1kg  
 G.W: 23kg



Bulb Installation Drawing  
 Quick locking clip (1/4 turn) for suspension at various angles



Dynamic pattern disc+color disc+Pattern disc




Light effect diagram

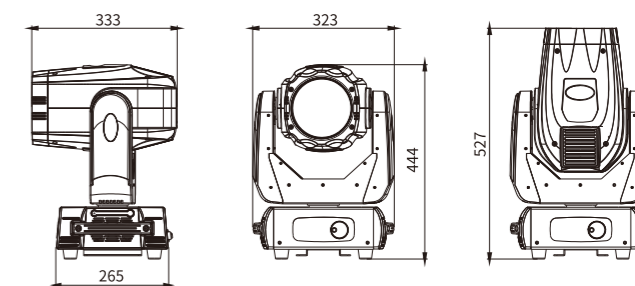
# MF400B

## 380W Moving Head Beam Light

Adopting the original OSRAM 371W imported light source, with dual functions of beam light and pattern light, and the use of high-quality color chips, the light color produced by the lamp is pure and natural, uniform and consistent. The unique biprism design (six row mirror+octaprism+honeycomb edge), (six row mirror+octaprism+32 edge), can be combined and stacked with each other or independently rotated and changed quickly or slowly. Combined with a colorful disc, it can generate a strange and special multi beam effect, Make the stage more dreamy from now on.




OSRAM 371W light source	DMX 512	strapping
Self-propelled program	order	RDM Standard configuration



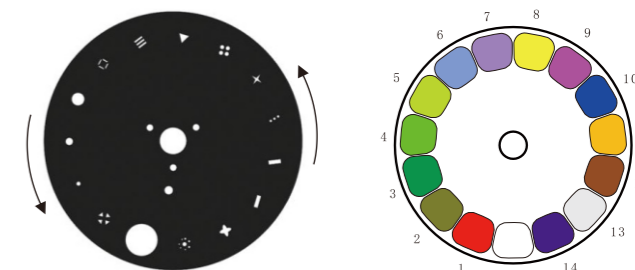
Product Size

### Product Effects



Bulb Installation Drawing

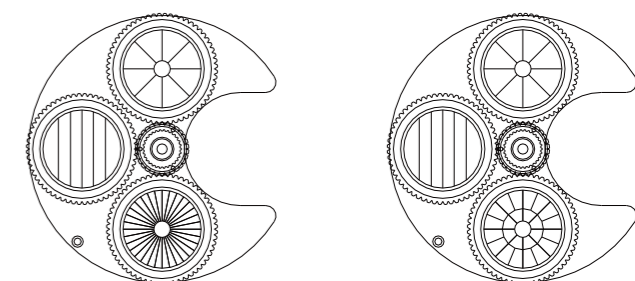
Quick locking clip (1/4 turn) for suspension at various angles



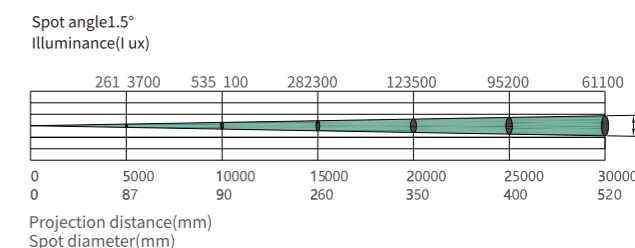
Pattern disc+color disc

### Parameter

Power supply: AC100V-240V+10% 50/60Hz  
 Power consumption: 600W  
 Light source: OSRAM SIRIUS HRI 371W  
 Color temperature: 7500K  
 Life time: 1500 hours  
 Control model: DMX, Auto, Master-slave, voice-activated  
 DMX channel: 17/21 channels  
 Signal input: standard 3 pin /5 pin signal socket input and output  
 Strobe: mechanical strobe design, speed 1-14 times/second  
 Color wheel: 14 colors + white light  
 Gobo wheel: 14 fixed gobos + white light  
 Double prism plate: the first prism plate has 6 rows of prisms + 8 prisms + honeycomb prism combination, the second prism plate has 6 rows of prisms + 8 prisms + 32 prism combinations.  
 Rainbow plate: 1 rainbow plate to create a dazzling rainbow effect.  
 Focus: 0-100% electronic linear focusing, ultra smooth adjustment of focal length  
 Atomization: 0-100% soft light atomization effect  
 Pan: 540°, 16 Bit  
 Tilt: 232°, 16 Bit  
 Protection rate: IP20  
 Working environment: -20°C-40°C  
 Dimension Size: 265×323×527mm  
 Packing size: 490×400×610mm  
 N.W: 18.1kg  
 G.W: 21.6kg



prism effect



Light effect diagram

# MF350WXB

## 19×15W LED Moving Head Zoom Beam /Wash Light

Power supply:AC90-240V 50/60Hz

Power consumption :350w

Light source:19×15W 4-in-1 LEDs

Channel:21CH/35CH/78CH/92CH/97CH/112CH

Control mode:DMX512, master-slave, voice-activated

Pan:540°

Tilt:270°

Strobe:1-25 times/second

Display:LCD

Packing Size:470x355x465mm.

N.W:15.9kg

G.W:17kg



# MF600WXB

## 37×15W Moving Head Zoom Light

Power supply: AC100V-240V 50/60Hz

Power consumption: 600W

Light source: 37×15W 4-in-1 LEDs

Color temperature: 2800K-8500K

Life time: 50000 hours

Spot angle: 4.5°-45°

Control mode: DMX512, voice-activated, Auto

Channel: 24CH/36CH/48CH

Support RDM function, circle control effect, display in Chinese and English, reversible display,

Strobe: 1-20Hz,

Dimming: 0-100% (16bit),

working environment: 0°C-45°C, efficient heat dissipation system, full temperature Monitoring, over-temperature automatic adjustment protection, no risk of LED damage, intelligent speed control fan

Packing Size:470x355x465mm .

N.W:14.2kg

G.W:16kg



# MF450WXB

## 12×40W Moving Head Zoom Light (Pixel control)

Power supply: AC90-240V,50/60Hz

Power consumption: 600W

Light source: 12×40W 4-in-1 LEDs

Control: DMX512, voice-activated, Auto mode

Drive current: 2.5A

Color temperature: 2800K-8500K

Life time: 50000 Hours

Spot angle: 4.5° - 45°

Channel: 18CH/24CH/68CH

Support RDM function, single point control, Chinese and English display, reversible display

Strobe: 1-20Hz

Dimming: 0-100% (16bit)

Working environment temperature:

0°C-45°C, efficient heat dissipation system, full process Temperature monitoring, over-temperature automatic adjustment protection, no LED damage risk, intelligent speed control fan

Packing Size:470x355x465mm.

N.W:13.2kg

G.W:15kg





## MF250PS

### 150W Moving Head Spot /Wash /Beam Light


Power supply: AC100-240V, 50/60Hz  
 Light source: 150W White LED  
 Power consumption: 189W  
 Life Time: 50000 hours  
 Beam angle: 11°/2°/4°/6°/8°/10° (with beam reducer) 3°/6°/9°/12°/15°/20° (with zoom lens)  
 Wash angle: 15°, 28°  
 DMX input/output: 3/5-pin XLR  
 Control panel: LCD display + 4 soft keys  
 Controls: voice-activated, Auto, DMX512  
 DMX channels: 17CH/20CH  
 Color wheel: 8 fixed colors plus white Rainbow effect in both directions  
 Gobo wheel: 1 Static gobo wheel with 7 gobos plus open  
 Rotating gobo wheel: one rotating gobo wheel with 6 gobos plus open  
 Prism: 3 facet prism rotating in both directions  
 Pan/Tilt: 540° / 270°  
 Dimmer: 0-100% linear dimming  
 Working environment: up to 40°C  
 Protection rate: IP20  
 Packing size: 385x320x480mm  
 N.W: 12kg  
 G.W: 13.5kg



## MF100PS

### 60W Mini Moving Head Spot

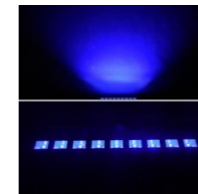
Power supply: AC100-240V, 50/60Hz  
 Power consumption: 80W  
 Light Source: 1x 60W LED  
 Beam angle: 13°  
 Channel: 9CH/15CH  
 Control mode: DMX512, Master/slave, voice-activated, RDM  
 Software Upgrade: Update Software through DMX Connection  
 Pan/Tilt: 540°/270°, Pan/Tilt: 16 bit precision scanning, magnetic positioning system, can accurately and automatically correct the position of Pan/Tilt.  
 Display screen: LED screen  
 DMX input/output: 3-pin & 5-pin XLR  
 Color Wheel: 1 color wheel with 7 colors + open  
 Gobo wheel: 1 static gobo wheel with 7 gobos + open, Gobo Shake effect  
 Strobe: 0.3-20Hz  
 Packing size: 330x250x220mm  
 530x350x480mm(4PCS/CTN)  
 N.W: 3kg  
 G.W: 15kg(4PCS/CTN)



## MF100B

### 60W Moving Head Beam

Power supply: AC100-240V, 50/60Hz  
 Power consumption: 100W  
 Light source: 60W RGBW 4-in-1 LED  
 Life Time: 60000 hours  
 Beam angle: 4°  
 Control panel: LCD display screen  
 controls: voice-activated, Auto, master/slave, DMX512  
 Channel: 15CH / 17CH  
 Pan/Tilt rotation: Infinite  
 Dimmer: 0-100% linear dimming  
 Strobe: 1-10 times/ second  
 Working environment: up to 40°C  
 Protection rate: IP20  
 Packing size: 290x200x230mm  
 420x310x480mm(4PCS/CTN)  
 N.W: 2.85kg  
 G.W: 12.2kg(4PCS/CTN)



## MF150SWB

### 100W LED Moving Head Light

Voltage: AC110-220V, 50/60Hz  
 Power consumption: 120W  
 Light source: 1x 100W white LED  
 Gobo: 12 gobos  
 Color: 8 colors  
 Rainbow: 6 colors rainbow effect  
 Prism: 6+12 prism  
 Channel: 11/13 ch  
 Pan: 540°  
 Tilt: 180°  
 Control mode: voice-activated, master-slave, Auto, DMX512  
 Packing Size: 330x250x220mm  
 520x350x480mm (4PCS/CTN)  
 N.W: 3.7kg  
 G.W: 14.8kg (4PCS/CTN)



**SF150FZ  
SF200FZ  
SF350FZ**

**150W / 200W / 350W  
LED Zoom Spot Light**

Power supply:  
AC100-240V,50/60Hz  
Power consumption: 260W /  
250W / 260W / 160W / 260W /  
390W

Light source: 200W(COOL  
WHITE AND Amber 2-IN-1)  
180W(RGB 3-IN-1)  
200W(RGBW 4-IN-1)  
120W(WARM WHITE OR COOL  
WHITE)  
200W(WARM WHITE OR COOL  
WHITE)  
300W(WARM WHITE OR COOL  
WHITE)

Life time: 50000 hours  
Beam angle: 15°-55°  
CRI: > 90

Control panel: 4 Digital LED  
display buttons

Controls mode: Auto, Mas-  
ter-slave, DMX512

Channels: 8CH(RGBW) / 7CH  
(RGB) / 5CH(double color) /  
3CH(single color)

Dimmer: 0~100% linearly  
adjustable

Strobe: electronic  
strobe,1-25times/sec

Focus: manual focus

Working environment: up to  
40°C

Protection rate: IP20

Cover: Aluminum Alloy

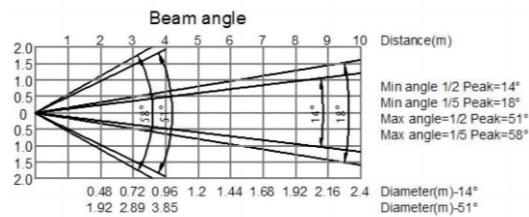
Dimension size:

450×285×370mm

Packing size: 355x320x565mm

N.W: 8.2kg

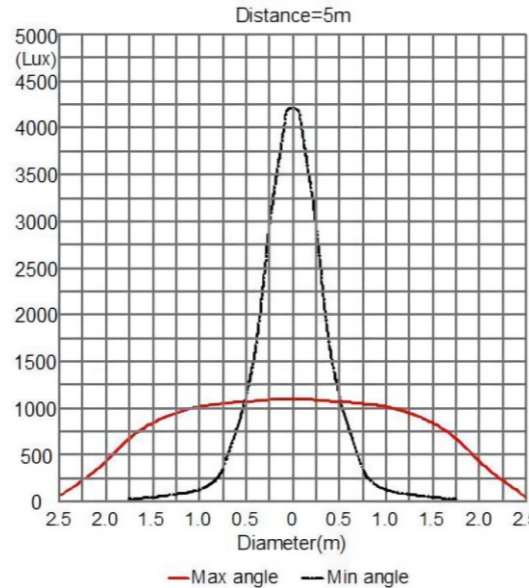
G.W: 9.4kg



**Intensity(center) Lux**

Distance(m)	2	3	4	5	6	7	8	
Min angle	28500	12370	7120	4550	3170	2320	1790	
Max angle	6915	2970	1720	1100	770	565	433	

**Illuminance distribution**



**SF150PS-C4  
SF200PS-C4  
SF400PS-C4**

**LED Profile Light**

Power supply: AC100-240V,50/60Hz  
Power consumption: 150W/200W/400W  
Light source: 200W(COOL WHITE AND Amber  
2-IN-1) 180W(RGB 3-IN-1) 200W(RGBW 4-IN-1)  
200W(WARM WHITE OR COOL WHITE)  
300W(WARM WHITE OR COOL WHITE)

Life time: 50000 hours  
Beam angle: 19° / 26° / 36°  
CRI: > 90

Control panel: 4 Digital LED display buttons  
Controls mode: Master-slave, Auto, DMX512

Channels: 8CH(RGBW) / 7CH(RGB) / 5CH  
(double color) / 3CH(single color)

Dimmer: 0~100% linearly adjustable

Strobe: electronic strobe,1-25times/sec

Focus: manual focus

Working environment: up to 40°C

Protection rate: IP20

Cover: Plastic

Dimension size: 635×280×170mm

Packing size: 730x300x310mm

N.W: 7.1kg



**SF150PS  
SF200PS  
SF400PS**

**LED Profile Light**

Power supply: AC100-240V,50/60Hz  
Power consumption: 150W/200W/400W  
Light source: GPS060K3: 120W  
(WARM WHITE or COOL WHITE)  
GPS060K4: 200W  
(WARM WHITE or COOL WHITE)  
GPS060M: 200W

(High brightness COB RGBW full color)  
Life time: 50000 hours  
Beam angle: 19° / 26° / 36° / 50°  
CRI: >90

Control panel: LCD display+ 4 buttons  
Controls mode: Master-slave, DMX512

Channels: 1CH/2CH/3CH

Dimmer: 0~100% linearly adjustable

Strobe: electronic strobe,1-20times/sec

Focus: manual focus

Working environment: up to 40°C

Protection rate: IP20

Cover: Plastic

Dimension size: 700×260×250mm

Packing size: 785x320x330mm

880x660x360mm (2pcs/ctn)

N.W: 7kg

G.W: 8kg 16kg (2pcs/ctn)



# SF200ST

**448×0.5W LED Panel Softlight**

Power supply: AC100-240V,50/60Hz

Power consumption: 200W

Light source: 448×0.5W 5730 SMD LEDs

Color temperature: 3200K

Color: white, warm white, warm white and cool white

Life Time: 50000 hours

CRI: >95

Control panel: LCD display + 4 soft keys

Controls mode: Master/Slave, 3P or 5P XLR

DMX channels: 1/2 /,2/6 CHS

Dimmer: 0~100% linearly adjustable

Strobe: electronic strobe,1-20-times/sec

Working environment: -20 ~ 40°C

Protection rate: IP20

Dimension size: 584×352×113mm

Packing size: 660x360x155mm

680x370x450mm(2pcs)

N.W: 7.1kg 15.45kg(2pcs)

G.W: 7.7kg 16.45kg(2pcs)



three views



# SF100CR

**200×0.5W LED Panel Softlight**

Power supply:

AC100-240V,50/60Hz

Power consumption:90W

Light source:200×0.5W Edison SMD LEDs

Color temperature:3200 or 6500K

Life Time:50000 hours

CRI:> 92

Control panel:LCD display + 4 buttons

Control mode: Master-slave, DMX512

Channels:3CH

Dimmer:0~100% linearly adjustable

Strobe: electronic strobe,1-20-times/sec

Working environment: up to 40°C

Protection rate:IP20

Dimension size:

370×330×150mm

Packing size:450x400x200mm

N.W:7kg

G.W:8kg



measurement







## SF400CB

4 × 100W LED COB Blinder

Power Supply: AC100-240V,50/60Hz

Power consumption: 305W

Light source: LED 4 × 100W cool + warm white

Angel: 60°

Control mode: Auto, master-slave, DMX512

Channel: 2CH/6CH/12CH

Color temperature: 3000-5600K

Cover: aluminum

Packing size: 455 × 410 × 297mm

N.W: 7.5kg

G.W: 8.8kg



## SF100CR

LED Cyclorama

Power supply: AC100-240V, 50/60Hz

Power consumption: 100W

Light source: 36 × 3W LEDs (color temperature 6000 ~ 6500 K)

Lens: special strip lens

Control mode: master-slave Auto, DMX512

Channel: 8CH

Appearance: Metal shell, streamlined appearance design

Working environment: -20-40 °C



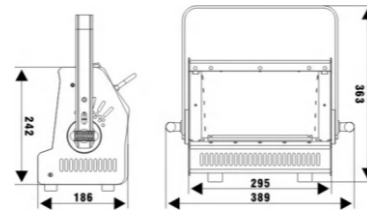
Protection rate: IP20

Dimension size: 295 × 245 × 180mm

Packing size: 428 × 260 × 390mm

N.W: 4.9kg

G.W: 6kg



## SF200ST

2024 × 0.2W LED Panel Softlight WW+CW

Power supply: AC100-240V, 50/60Hz

Power consumption: 200W

Light source: 2024PCS (1012 × WW 2835 SMD LEDs + 1012 × CW 2835 SMD LEDs)

Control mode: Master-slave, Auto, DMX512, RDM

CCT: 3200 - 6000K adjustable

Dimmer: 0~100% linearly adjustable

CRI: ≥ 95

Beam angle: 135°

Channels: 2CH

Display: LED Touch display

Protection rate: IP20

Dimension size: 727 × 433 × 119mm


Packing size: 780 × 500 × 170mm, 800 × 370 × 530mm (2 pcs/ctn)

N.W: 8.6kg

G.W: 9.7kg 21kg (2 pcs/ctn)

Features:

Simple operation, user-friendly design; Three kinds of dimming methods, including built-in key dimming, knob dimming and console dimming; No flicker, shake dynamic phenomenon, stable performance, with temperature control detection and protection function. Advanced cooling system design, natural cooling, super quiet can adapt to photography, television and other lighting requirements which are very strict occasions.



## SF200CC1




### 54 × 3W LED Par Light

Power supply: AC100-240V, 50/60Hz  
 Power consumption: 200W  
 Light source: 1X200W WW or CW COB LED  
 Life time: 50000 hours  
 Beam angle: 35° (Optional 15°/45°)  
 Control panel: 4 Digital LED display figures  
 Control mode: voice-activated, Auto, Master-slave, DMX512

Channels: 2CH / 6CH  
 Working Environment: up to 40°C  
 Protection rate: IP20  
 Cover: cast aluminium  
 Packing size: 250X250X360mm 470X470X320mm (4pcs.ctn)  
 N.W: 3.2kg 14.8kg(4pcs/ctn)  
 G.W: 4.3kg 16.3kg(4pcs/ctn)

## SF150LC4



### LED Wall Wash Light

Power supply: AC100-240V,50/60Hz  
 Power consumption: 140W  
 Light source: 18 × 10W (RGBW 4-IN-1 LEDs)  
 Life Time: 60000 hours  
 Color temperature: 6000K-6500K  
 Beam angle: 25° (45° optional)  
 Control panel: 4 Digital LED display figures  
 Control mode: voice-activated, Auto, master-slave, DMX512  
 Channels: 9CH / 23CH / 72CH  
 Dimmer: 0-100% with regulated constant color control  
 Strobe: electronic flash pulse and random effects, 10/sec  
 Working environment: up to 40°C  
 Protection rate: IP20  
 Dimension size: 985 × 75 × 150mm  
 Packing size: 1060 × 160 × 135mm 1080 × 340 × 500mm (4pcs/ctn)  
 N.W: 4.9kg 22.4kg (4pcs/ctn)  
 G.W: 5.6kg 23.8kg (4pcs/ctn)

## SF100CC1



### 7 × 6W RGBW 4-IN-1 LED PAR

Power supply: AC100-240V, 50/60Hz  
 Power consumption: 100W  
 Light source: 1X100W WW or CW COB LED  
 Life time: 50000 hours  
 Beam angle: 25° (Optional 60°)  
 Control panel: 4 Digital LED display figures  
 Control mode: voice-activated, Auto, Master-slave, DMX512

Channels: 2CH / 6CH  
 Working Environment: up to 40°C  
 Protection rate: IP20  
 Cover: cast aluminium  
 Packing size: 250X250X360mm 470X470X320mm (4pcs.ctn)  
 N.W: 3.2kg 14.8kg(4pcs/ctn)  
 G.W: 4.3kg 16.3kg(4pcs/ctn)

## SF200CB



### 2 X 100W LED COB Blinder

Power Supply: AC100-240V ,50/60Hz  
 Power consumption: 118W  
 Light source: 2\*100W WW OR CW COB LED  
 Angel: 60°  
 Control mode: 0-100% with regulated constant color control  
 Channel: 2/4/6 CHS  
 Color temperature: 3000-5600K  
 Cover: aluminum  
 Packing size: 405 × 215 × 225mm  
 N.W: 3.5kg

## SF200TC4



### 18X10W LED Par Light - 4 in 1

Power supply: AC90-240V ,50/60Hz  
 Power consumption: 91W  
 Light source: 18X10W RGBW  
 Channels: 4CH/8CH  
 Control mode: voice-activated, Auto, master-slave, DMX512  
 Dimmer: 0-100% linear adjustable  
 Beam angle: 25°

Life Time: 6000 hours  
 Working environment: up to 40°  
 Protection rate: IP20  
 Dimension size: 200 × 200 × 310mm  
 Packing size: 230 × 230 × 360mm 480x480x380mm(4pcs/ctn)  
 N.W: 2.1kg  
 G.W: 2.4kg 11.6kg(4pcs/ctn)

## SF300C4R



### 7×40W 4-in-1+80×5050 3-in-1 RGB LED Par Light

Power supply: AC100-240V, 50/60Hz	Beam angle: 6° - 65°
Light source: 7× 40W 4-in-1 RGBW Luminus LEDs +80× 5050 3-in-1 RGB LEDs	Control panel: LCD display
Power consumption: 280W	Dimmer: 0-100% linear adjustable
Control mode: DMX 512, Auto, Voice activated, Master-slave	Protection rate: IP20
Channels: 11CH	Working environment: up to 40°C
Life time: 50000 hours	Material: Die casting aluminum
Strobe: strobe speed up to 1 ~25 times/sec	Dimension size: 226×285×410mm
	Packing size: 260×260×460mm
	550×290×500mm (2pcs/ctn)
	N.W: 6kg
	G.W: 7.2kg/15.5kg (2pcs/ctn)

## SF300ZC4



### 19×15W 4-in-1 LED Zoom Par Light

Power supply: AC100-240V,50/60Hz	Control panel: Digital tube display
Light source: 19× 15W RGBW 4-in-1 LEDs	Dimmer: 0-100% linear adjustable
Power consumption: 300W	Protection rate: IP20
Control mode: DMX 512, Auto, Voice activated, Master-slave	Working environment: up to 40°C
Channel: 10CH	Material: Die casting aluminum
Life time: 50000 hours	Dimension size: 226×285×380mm
Strobe: Strobe speed up to 25 times/sec	Packing size: 270×270×480mm
Beam angle: 10° - 60°	550×550×470 mm (4pcs/ctn)
	N.W: 5.5kg
	G.W: 5.8kg/24kg (4pcs/ctn)

## SF200PC6



### 18X12W LED Par Light - 6 in 1

Power supply: AC90-240V ,50/60Hz	Life Time: 6000 hours
Power consumption: 220W	Working environment: up to 40°
Light source: 18X12W RGBWA+UV 6 in 1 LED's	Protection rate: IP20
Channels: 4CH/8CH	Dimension size: 200×200×310mm
Control mode: DMX 512, Auto, Voice activated, Master-slave	Packing size: 230×230×360mm
Dimmer: 0-100% linear adjustable	480x480x380mm(4pcs/ctn)
adjustable	N.W: 2.1kg
Beam angle: 25°	G.W: 2.4kg 11.6kg(4pcs/ctn)

## SF200PC5



### 18X12W LED Par Light - 5 in 1

Power supply: AC90-240V ,50/60Hz	Life Time: 6000 hours
Power consumption: 220W	Working environment: up to 40°
Light source: 18X12W RGBWA 5 in 1 LED's	Protection rate: IP20
Channels: 4CH/8CH	Dimension size: 200×200×310mm
Control mode: DMX 512, Auto, Voice activated, Master-slave	Packing size: 230×230×360mm
Dimmer: 0-100% linear adjustable	480x480x380mm(4pcs/ctn)
adjustable	N.W: 2.1kg
Beam angle: 25°	G.W: 2.4kg 11.6kg(4pcs/ctn)

## SF200PC4



### 18X12W LED Par Light - 4 in 1

Power supply: AC90-240V ,50/60Hz	Life Time: 6000 hours
Power consumption: 220W	Working environment: up to 40°
Light source: 18X12W RGBW 4 in 1 LED's	Protection rate: IP20
Channels: 4CH/8CH	Dimension size: 200×200×310mm
Control mode: DMX 512, Auto, Voice activated, Master-slave	Packing size: 230×230×360mm
Dimmer: 0-100% linear adjustable	480x480x380mm(4pcs/ctn)
adjustable	N.W: 2.1kg
Beam angle: 25°	G.W: 2.4kg 11.6kg(4pcs/ctn)

## SF200PUV



### 18X12W LED Par Light - Ultra Violet

Power supply: AC90-240V ,50/60Hz	Life Time: 6000 hours
Power consumption: 220W	Working environment: up to 40°
Light source: 18X12W Ultra Violet 1 LED's	Protection rate: IP20
Channels: 4CH/8CH	Dimension size: 200×200×310mm
Control mode: DMX 512, Auto, Voice activated, Master-slave	Packing size: 230×230×360mm
Dimmer: 0-100% linear adjustable	480x480x380mm(4pcs/ctn)
adjustable	N.W: 2.1kg
Beam angle: 25°	G.W: 2.4kg 11.6kg(4pcs/ctn)



**SX PROTECH**

Email: [info@sxprotech.com](mailto:info@sxprotech.com) | Website: [www.sxprotech.com](http://www.sxprotech.com)