




**1988-1989
Official
Rulebook**



**Penn Ultra-Blue.
For winners.
By winners.**



Penn Ultra-Blue racquetballs are the best built, best-backed*, best-known balls in the sport. Worldwide. Hands down.

Our high-tech innovations and uncompromising quality control revolutionized racquetball performance standards in 1979. And they ensure the consistency, liveliness and durability of every ball we sell today.

That's a lot of balls. In fact, Penn Ultra-Blues are chosen by more players than all other racquetballs combined. By a 3-1 margin.

Our tournament credentials are equally impressive:

- AARA Regional and National Adult Championships, 1980-86
- AARA Regional and National Junior Championships, 1981-86
- AARA Intercollegiate Championships, 1981-86
- U.S. Pro Tour, 1985-86
- World Games I and II
- Official Sponsor of the U.S. National Team

Penn. The first name in racquetballs. The last word on winning. Try a can of Penn Ultra-Blues today.

Penn. The quality leader — The choice of champions.

*Penn's exclusive Double Performance Guarantee: If any Penn racquetball should fall before the label wears off, Penn will replace it with two new racquetballs.

**Diversitech
General**

A GENCORP COMPANY

MADE IN U.S.A. BY PENN ATHLETIC PRODUCTS DIVISION, PHOENIX, ARIZONA 850

TABLE OF CONTENTS

RULE CHANGE PROCEDURES	4
RULE CHANGES EFFECTIVE SEPTEMBER 1, 1988	4
1 — THE GAME	
1.1. Types of Games	6
1.2. Description	6
1.3. Objective	6
1.4. Points and Outs	6
1.5. Match, Game, Tiebreaker	6
1.6. Doubles Team	6
1.7. Consolation Matches	6
2 — COURTS AND EQUIPMENT	
2.1. Courts	6
2.2. Ball Specifications	8
2.3. Ball Selection	8
2.4. Racquet Specifications	8
2.5. Apparel	8
3 — OFFICIATING	
3.1. Tournament Management	8
3.2. Officials	9
3.3. Removal of Referee	9
3.4. Rule Briefing	9
3.5. Referees	9
3.6. Line Judges	9
3.7. Appeals	10
3.8. Outcome of Appeals	10
3.9. Rules Interpretations	11
4 — PLAY REGULATIONS	
4.1. Serve	11
4.2. Start	11
4.3. Manner	11
4.4. Readiness	11
4.5. Delays	11
4.6. Drive Service Zones	12
4.7. Serve In Doubles	12
4.8. Defective Serves	12
4.9. Dead-Ball Serves	12
4.10. Fault Serves	14
4.11. Out Serves	14
4.12. Return of Serve	15
4.13. Changes of Serve	15
4.14. Rallies	15
4.15. Dead-Ball Hinders	16
4.16. Point Hinders (formerly Avoidable Hinders).....	17
4.17. Timeouts	17
4.18. Technicals	18
4.19. Professional	18
4.20. Return to Amateur Status	19
4.21. Age Group Divisions	19
4.22. Eight and Under Multi-Bounce Exceptions	19
5 — TOURNAMENTS	
5.1. Draws	19
5.2. Scheduling	20
5.3. Notice of Matches	20
5.4. Third Place	20
5.5. Round Robin Scoring	20
5.6. AARA Regional Tournaments	20
5.7. Tournament Management	20
5.8. Tournament Conduct	20
5.9. AARA Eligibility	20
5.10. Division Competition	21
5.11. AARA National Championships	21
5.12. National Junior Championship	21
5.13. Intercollegiate Tournament	21
6 — NATIONAL WHEELCHAIR RACQUETBALL ASSOCIATION OFFICIAL RULES	
6.1. Modifications of Standard Rules	21
6.2. Divisions	22
6.3. Rules	22
6.4. Multi-Bounce Rules	22
7 — ONE-WALL AND THREE-WALL RULES	
7.1. One-Wall and Three-Wall Rule Modifications	22
8 — HOW TO REFEREE WHEN THERE IS NO REFEREE	23
9 — AARA NATIONAL RULES COMMITTEE	24
10 — RULEBOOK INDEX	25
11 — AARA QUESTIONS AND ANSWERS	26
12 — AARA APPLICATION	28

RULE CHANGE PROCEDURES

Racquetball is a relatively young sport in its middle 30's that continues to undergo change. To ensure its orderly growth, the AARA follows a specific procedure for the adoption of new rules. Any AARA member is welcome to submit an opinion or rule proposal. The procedures are:

- (1) All rule proposals must be submitted in writing to the AARA national office by October 1.
 - (2) The AARA Board of Directors will review all proposals at its October board meeting and determine which proposals will be considered.
 - (3) Selected proposals will appear in the official AARA publication as soon as possible after the October meeting for voting and comment by the general membership.
 - (4) After reviewing membership input and the recommendation of the National Rules Committee and National Rules Commissioner, the proposals are discussed and voted upon at the annual Board of Directors meeting in May.
 - (5) Approved changes become effective September 1.
 - (6) Proposed rules that are considered for adoption in one year, but are not approved by the Board of Directors in May of that year, will not be considered for adoption the following year.
-

RULE CHANGES

Effective September 1, 1988

3—OFFICIATING

Rule 3.7. Appeals

- (d) **Limit on Appeals.** A player or team may make three appeals per game. However, if either line judge disagrees with the referee's call, that appeal will not count against the three-appeal limit. In addition, the game-ending rally may be appealed even if the three-appeal limit has been reached.

4—PLAY REGULATIONS

Rule 4.16 Point Hinders (formerly Avoidable Hinders)

A point hinder results in the loss of the rally. A point hinder does not necessarily have to be an intentional act and is the result of any of the following:

- (a) The drive serve zones are not observed for cross-court drive serves, the hard-Z, soft-Z, lob or half-lob serves.
- (b) The racquet may not break the plane of the 17-foot zone while making contact with the ball.
- (c) The three-foot line is not part of the 17-foot zone. Dropping the ball on the line or standing on the line while serving to the same side is an infraction.

Rule 4.10. Fault Serves

- (h) **Illegal Drive Serve.** A drive serve in which the player fails to observe the 17-foot service zone outlined in Rule 4.6.
- (i) **Screen Serve.** A served ball that first hits the front wall and on the rebound passes so closely to the server, or server's partner in doubles, that it prevents the receiver from having a clear view of the ball. (The receiver is obliged to place himself in good court position, near center court, to obtain that view.)
The screen serve is the only fault serve which may not be appealed.

Rule 4.18. Technicals

- (10) Failure to wear lensed eyewear designed for racquet sports is an automatic technical on first infraction. (Effective 12/1/87)

Rule 4.21. Age Group Divisions

- (a) (13) Super Golden Masters — 75+
- (c) (6) 8 & Under
- (9) Juniors Mixed Doubles

Rule 4.22 Junior Division Exceptions

- (2) **Blast Rule.** If the ball caroms from the front wall to the back wall on the fly, the receiver may retrieve the ball from any place on the court — including past the short line — so long as the ball is bouncing.

5 — TOURNAMENTS

Rule 5.5 Round Robin Positioning

Rule 5.10. Division Competition

Men and women may compete only in events for their respective sex during Regional and National Championships. If there is not sufficient number of players to warrant play in a specific division, the tournament director may place the entrants in a comparably competitive division.

Note: For the purpose of encouraging the development of women's racquetball, the governing bodies of numerous states permit women to play in men's divisions when a comparable skill level isn't available in the women's division.

1988-89 AARA OFFICIAL RULEBOOK

1 — THE GAME

Rule 1.1. TYPES OF GAMES

Racquetball may be played by two or four players. When played by two it is called singles and when played by four, doubles. A non-tournament variation of the game that is played by three players is called cut-throat.

Rule 1.2. DESCRIPTION

Racquetball is a competitive game in which a racquet is used to serve and return the ball.

Rule 1.3. OBJECTIVE

The objective is to win each rally by serving or returning the ball so the opponent is unable to keep the ball in play. A rally is over when a player (or team in doubles), makes an error, is unable to return the ball before it touches the floor twice, or when a hinder is called.

Rule 1.4. POINTS AND OUTS

Points are scored only by the serving side when it serves an ace (an irretrievable serve) or wins a rally. Losing the serve is called an *out* in singles. In doubles, when the first server loses serve it is called a *handout* and when the second server loses the serve it is a *sideout*.

Rule 1.5. MATCH, GAME, TIEBREAKER

A match is won by the first side winning two games. The first two games of a match are played to 15 points. In the event each side wins one game, the tiebreaker game is played to 11 points.

Rule 1.6. DOUBLES TEAM

- (a) A doubles team shall consist of two players who meet either the age requirements or player classification requirements to participate in a particular division of play. A team with different skill levels must play in the division of the player with the highest level of ability. When playing in an age division, the team must play in the division of the youngest player.
- (b) A change in playing partners may be made so long as the first match of the posted team has not begun. For this purpose only the match will be considered started once the teams have been called to the court. The team must notify the tournament director of the change prior to the beginning of the match.

Rule 1.7. CONSOLATION MATCHES

- (a) Each entrant shall be entitled to participate in a minimum of two matches. Therefore, losers of their first match shall have the opportunity to compete in a consolation bracket of their own division. In draws of less than seven players, a round robin may be offered. See Rule 5.5 for determining round robin scoring.
- (b) Consolation matches may be waived at the discretion of the tournament director, but this waiver must be in writing on the tournament application.
- (c) Preliminary consolation matches will be two of three games to 11 points. Semifinal and final matches will follow the regular scoring format.

2 — COURTS AND EQUIPMENT

Rule 2.1. COURTS

The specifications for the standard four-wall racquetball court are:

- (a) **Dimensions.** The dimensions shall be 20 feet wide, 40 feet long and 20 feet high with a back wall at least 12 feet high. All surfaces shall be in play, with the exception of any gallery opening or surfaces designated as court hinders.
- (b) **Lines and Zones.** Racquetball courts shall be divided and marked with lines $1\frac{1}{2}$ inches wide as follows:
 - (1) **Short Line.** The back edge of the short line is midway between, and is parallel with, the front and back walls.
 - (2) **Service Line.** The front edge of the service line is parallel with, and five feet in front of, the back edge of the short line.
 - (3) **Service Zone.** The service zone is the five-foot area between the outer edges of the short line and service line.

- (4) **Service Boxes.** The service boxes are located at each end of the service zone and are designated by lines parallel with the side walls. The inside edges of the lines are 18 inches from the side walls.
- (5) **Drive Serve Lines.** The drive serve lines, which form the drive serve zone, are parallel with the side wall and are within the service zone. The outside edge of the line is three feet from the side wall.
- (6) **Receiving Line.** The receiving line is a broken line parallel to the short line. The back edge of the receiving line is five feet from the back edge of the short line. The receiving line begins with a line 21 inches long that extends from each side wall: the two lines are connected by an alternate series of six-inch spaces and six-inch lines (17 six-inch spaces and 16 six-inch lines.)
- (7) **Safety Zone.** The safety zone is the five-foot area bounded by the back edges of the short line and the receiving line. The zone is observed only during the serve. (See Rules 4.11.(k) and 4.12.)

Rule 2.2. BALL SPECIFICATIONS

- (a) The standard racquetball shall be $2\frac{1}{4}$ inches in diameter; weigh approximately 1.4 ounces; have a hardness of 55-60 inches durometer; and bounce 68-72 inches from a 100-inch drop at a temperature of 70-74 degrees Fahrenheit.
- (b) Only a ball having the endorsement or approval of the AARA may be used in an AARA sanctioned event.

Rule 2.3. BALL SELECTION

- (a) A ball shall be selected by the referee for use in each match. During the match the referee may, at his discretion or at the request of a player or team, replace the ball. Balls that are not round or which bounce erratically shall not be used.
- (b) If possible, the referee and players should agree to an alternate ball, so that in the event of breakage, the second ball can be put into play immediately.

Rule 2.4. RACQUET SPECIFICATIONS

- (a) The racquet, including bumper guard and all solid parts of the handle, may not exceed 21 inches in length.
- (b) The racquet frame may be of any material judged to be safe.
- (c) The racquet frame must include a thong that must be securely attached to the player's wrist.
- (d) The string of the racquet should be gut, monofilament, nylon, graphite, plastic, metal, or a combination thereof, providing the strings do not mark or deface the ball.

Rule 2.5. APPAREL

- (a) **Lensed Eyewear Required.** Lensed eyewear designed for racquet sports is required apparel for all players. The protective eyewear must be worn as designed and may not be altered. Players who require corrective eyewear also must wear lensed eyewear designed for racquet sports. (Note: An updated list of lensed eyewear is available by writing the AARA national office. The AARA recommends that players select eyewear with polycarbonate plastic lenses with 3-mm center thickness.) Failure to wear protective eyewear will result in a technical and the player will be charged with a timeout to secure eyewear. The second infraction in the same match will result in a forfeit. (See Rule 4.18.(a)(9).)
- (b) **Clothing and Shoes.** The clothing may be of any color; however, a player may be required to change extremely loose fitting or otherwise distracting garments. Insignias and writing on the clothing must be considered to be in good taste by the tournament director. The shoes must have soles which do not mark or damage the floor.

3 — OFFICIATING

Rule 3.1. TOURNAMENT MANAGEMENT

All tournaments shall be managed by a committee or tournament director, who shall designate the officials.

Rule 3.2. OFFICIALS

The official shall be a referee designated by the tournament director or the floor manager or a referee agreed upon by all participants. Two line judges and a scorekeeper also may be designated by the tournament director.

Rule 3.3. REMOVAL OF REFEREE

A referee may be removed upon the agreement of all participants (teams in doubles), or at the discretion of the tournament director or rules officials. In the event that a referee's removal is requested by one player or team and not agreed to by the other, the tournament director or officials may accept or reject the request. The tournament director may observe a match in progress to determine what, if any, action is to be taken.

Rule 3.4. RULE BRIEFING

Before all tournaments, all officials and players shall be briefed on rules and on local court hindrances, regulations and modifications the tournament director wishes to impose. The briefing should be reduced to writing. The current AARA rules will apply and be made available. Any modifications the tournament director wishes to impose must be stated on the entry form and be available to all players at registration.

Rule 3.5. REFEREES

- (a) **Pre-Match Duties.** Before each match begins, it shall be the duty of the referee to:
- (1) Check on adequacy of preparation of court with respect to cleanliness, lighting and temperature.
 - (2) Check on availability and suitability of materials — to include balls, towels, scorecards, pencils and timepiece — necessary for the match.
 - (3) Check the readiness and qualifications of the line judges and scorekeeper. Review appeal procedure and instruct them of their duties, rules and local regulations.
 - (4) Go on the court to introduce himself and the players; brief the players on court hindrances, local regulations, rule modifications for this tournament; explain misinterpreted rules.
 - (5) Inspect players' equipment, point out line judges; verify selection of a primary and alternate ball.
 - (6) Toss coin and allow winner choice of serving or receiving.
- (b) **Decisions.** During the match, the referee shall make all decisions with regard to the rules. Where line judges are used, the referee shall announce all final judgments. If both players in singles and three out of four in a doubles match disagree with a call made by the referee, the referee is overruled.
- (c) **Protests.** Any decision not involving the judgment of the referee may, on protest, be decided by the tournament director or designated official.
- (d) **Forfeitures.** A match may be forfeited by the referee when:
- (1) Any player refuses to abide by the referee's decision or engages in unsportsmanlike conduct.
 - (2) Any player or team who fails to report to play 10 minutes after the match has been scheduled to play. (The tournament director may permit a longer delay if circumstances warrant such a decision.)
- (e) **Defaults.** A player or team may be forfeited by the tournament director or official for failure to comply with the tournament or host facility's rules while on the premises between matches, or for abuse of hospitality, locker room, or other rules and procedures.
- (f) **Spectators.** The referee shall have jurisdiction over the spectators, as well as the players, while the match is in progress.
- (g) **Other Rulings.** The referee may rule on all matters not covered in the AARA Official Rulebook. However, the referee may be overruled by the tournament director.

Rule 3.6. LINE JUDGES

- (a) **When Utilized.** Two line judges should be selected for all semi-final and final matches, when requested by a player or team, or when the referee or tournament director so desires. However, the use of line judges is subject to availability and the discretion of the tournament director.
- (b) **Replacing Line Judges.** If any player objects to the selection of a line judge before the match begins, all reasonable effort shall be made to find a replacement acceptable to the officials and

players. If a player objects to a line judge after the match begins, any replacement shall be at the discretion of the referee and/or tournament director.

- (c) **Position of Judges.** The players and referee shall designate the court location of the line judges. Any dispute shall be settled by the tournament director.
- (d) **Duties and Responsibilities.** Line judges are designated to help decide appealed calls. In the event of an appeal, and after a very brief explanation of the appeal by the referee, the line judges must indicate their opinion of the referee's call.
- (e) **Signals.** The signal to show agreement with the referee is arm extended with *thumbs up*, disagreement is *thumbs down*. The signal to show no opinion or that the disputed play wasn't seen is *open palm down*.
- (f) **Manner of Response.** Line judges should be careful not to signal until the referee acknowledges the appeal and asks for a ruling. In responding to the referee's request, line judges should not look at each other, but indicate their opinions simultaneously in clear view of the players and referee. If at any time a line judge is unsure of which call is being appealed or what the referee's call was, the line judge should ask the referee to repeat the call and the appeal.
- (g) **Result of Response.** If both line judges signal no opinion, the referee's call stands. If both line judges disagree with the referee, the referee must reverse the ruling. If one line judge agrees with the call and one disagrees, the referee's call stands. If one line judge agrees with the call and one has no opinion, the call stands. If one line judge disagrees with the referee's call and the other signals no opinion, the rally is replayed. Any replays, with the exception of appeals on the second serve itself, will result in two serves.

Rule 3.7. APPEALS

- (a) **Appealable Calls.** In any match using line judges, a player may appeal only the following calls or non-calls by the referee: killshots; skip balls; fault serves, except screen serves; out serves; double bounce pickups; receiving line violations. At no time may a player appeal a screen serve, hinder of any type, technicals or other discretionary calls of the referee.
- (b) **How to Appeal.** A verbal appeal by a player must be made directly to the referee immediately after the rally has ended. A player who believes there is an infraction to appeal, should bring it to the attention of the referee and line judges by raising his non-racquet hand at the point of the serve or rally where the infraction occurred. The player is obligated to continue to play until the rally has ended or the referee stops play. The referee will recognize a player's appeal only if it is made before that player leaves the court for any reason including timeouts and game-ending rallies or, if that player doesn't leave the court, before the next serve begins.
- (c) **Loss of Appeal.** A player or team forfeits its right of appeal for that rally if the appeal is made directly to the line judges or, if the appeal is made after an excessive demonstration or complaint.
- (d) **Limit on Appeals.** A player or team may make three appeals per game. However, if either line judge disagrees with the referee's call, that appeal will not count against the three-appeal limit. In addition, the game-ending rally may be appealed even if the three-appeal limit has been reached.

Rule 3.8. OUTCOME OF APPEALS

- (a) **Killshot and Skip Ball.** If the referee makes a call of *good* on a killshot, pinch or pass attempt, the loser may appeal. If the call is reversed, the side which originally lost the rally is declared the winner. If the referee makes a call of *skip ball* on a pass, pinch, or killshot attempt, that call also may be appealed. If the call is reversed, the referee then must decide if the shot could have been returned had play continued. If in the opinion of the referee, the shot could have been returned, the rally shall be replayed. If the shot was not retrievable, the side which originally lost the rally is declared the winner.
- (b) **Fault Serve.** If the referee makes a call of *fault* on a serve, the server may appeal. If the call is reversed, the serve is replayed, except: if the referee considered the serve an ace (not retrievable), a point is awarded to the server. If the referee makes no call on a serve (which indicated the serve was good), either side may appeal. If the non-call is reversed, it will result in second serve, or loss of serve if the infraction occurred on the second serve.
- (c) **Out Serve.** If the referee makes a call of *out serve*, the server may appeal. If the call is reversed, the serve will be replayed. If the call

is reversed and the serve is considered an ace, a point will be awarded.

- (d) **Double-Bounce Pickup.** If the referee makes a call of *two bounces*, play stops and the side against whom the call was made may appeal. If the call is reversed, the rally is replayed, except: if the player against whom the call was made hits a shot that could not be retrieved, that player wins the rally. (Before awarding a rally in that situation, the referee must be certain that the shot would not have been retrieved even if play had not been halted.)
- (e) **Receiving Line Violation (Encroachment).** If the referee makes a call of encroachment thereby stopping the play, the receiving side may appeal the call. If the appeal is successful, the service shall be replayed, except: if in the opinion of the referee the shot was not retrievable it will result in a loss of serve. If the referee makes no call and the server feels there was encroachment, the server may appeal. If the appeal is successful the service results in a point. (For safety zone violations by the server or doubles partner, see Rule 4.11.(k).)

If a player feels the referee has interpreted the rules incorrectly, the player may require the referee or tournament director to show him the applicable rule in the rulebook. Having discovered a misapplication or misinterpretation, the official must correct the error by replaying the rally, awarding the point, calling sideout or taking whatever corrective measure necessary.

4 — PLAY REGULATIONS

Rule 4.1. SERVE

The player or team winning the coin toss has the option to serve or receive for the start of the first game. The second game will begin in reverse order of the first game. The player or team scoring the highest total of points in games 1 and 2 will have the option to serve or receive first at the start of the tiebreaker. In the event that both players or teams score an equal number of points in the first two games, another coin toss will take place and the winner of the toss will have the option to serve or receive.

Rule 4.2. START

The serve is started from any place within the service zone. (For exceptions, see Rule 4.6.) Neither the ball, nor any part of either foot may extend beyond the boundaries of the service zone. Stepping on, but not over, the lines is permitted. The server must remain in the service zone from the moment the service motion begins until the served ball passes the short line. See Rules 4.10.(a) and 4.11.(k) for penalties for violations. The server may not start any service motion until the referee has called the score or second serve.

Rule 4.3. MANNER

After taking a set position inside the service zone, a player may begin the service motion—any continuous movement which results in the ball being served. Once the service motion begins, the ball must be bounced on the floor in the zone and be struck by the racquet before it bounces a second time. After being struck, the ball must hit the front wall first and on the rebound hit the floor beyond the back edge of the short line, either with or without touching one of the side walls.

Rule 4.4. READINESS

Serves shall not begin until the referee has called the score or the second serve and the server has visually checked the receiver. The referee shall call the score as both server and receiver prepare to return to their respective position, shortly after the previous rally has ended.

Rule 4.5. DELAYS

Delays on the part of the server or receiver exceeding 10 seconds shall result in an out or point against the offender.

- (a) The 10-second rule is applicable to the server and receiver simultaneously. Collectively, they are allowed up to 10 seconds, after the score is called, to serve or be ready to receive. It is the server's responsibility to look and be certain the receiver is ready. If the receiver is not ready, he must signal so by raising his racquet above his head or completely turning his back to the server. (These are the only two acceptable signals.)
- (b) If the server serves the ball while the receiver is signaling *not*

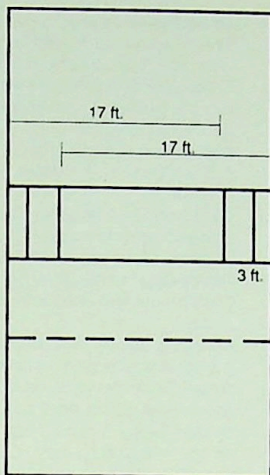
ready, the serve shall go over with no penalty and the server shall be warned by the referee to check the receiver. If the server continues to serve without checking the receiver, the referee may award a technical for delay of the game.

- (c) After the score is called, if the server looks at the receiver and the receiver is not signaling *not ready*, the server may then serve. If the receiver attempts to signal *not ready* after that point, the signal shall not be acknowledged and the serve becomes legal.

Rule 4.6. DRIVE SERVICE ZONES

The drive serve lines will be three feet from each side wall in the service box, dividing the service area into two 17-foot service zones for drive serves only. The player may drive serve to the same side of the court on which he is standing so long as the start and finish of the service motion takes place outside the three-foot line. The call, or non-call, may be appealed.

- (a) The drive serve zones are not observed for cross-court drive serves, the hard-Z, soft-Z, lob or half-lob serves.
- (b) The racquet may not break the plane of the 17-foot zone while making contact with the ball.
- (c) The three-foot line is not part of the 17-foot zone. Dropping the ball on the line or standing on the line while serving to the same side is an infraction.



Rule 4.7. SERVE IN DOUBLES

- (a) **Server.** At the beginning of each game in doubles, each side shall inform the referee of the order of service which shall be followed throughout the game. When the first server is out the first time up, the side is out. Thereafter, both players on each side shall serve until the team receives a handout and a sideout.
- (b) **Partner's Position.** On each serve, the server's partner shall stand erect with back to the side wall and with both feet on the floor within the service box from the moment the server begins service motion until the served ball passes the short line. Violations are called *foot faults*. However, if the server's partner enters the safety zone before the ball passes the short line the server loses service.

Rule 4.8. DEFECTIVE SERVES

Defective serves are of three types resulting in penalties as follows:

- (a) **Dead-Ball Serve.** A dead-ball serve results in no penalty and the server is given another serve (without cancelling a prior fault serve.)
- (b) **Fault Serve.** Two fault serves result in a handout.
- (c) **Out Serve.** An out serve results in a handout.

Rule 4.9. DEAD-BALL SERVES

Dead-ball serves do not cancel any previous fault serve. The following are dead-ball serves:

- (a) **Ball Hits Partner.** A serve which strikes the server's partner while in the doubles box is a dead-ball serve. A serve which touches the floor before touching the server's partner is a short serve.
- (b) **Court Hinders.** A serve that hits any part of the court, which under local rules is an obstruction, is a dead-ball serve.
- (c) **Broken Ball.** If the ball is determined to have broken on the serve, a new ball shall be substituted and the serve shall be replayed, not cancelling any prior fault serve.

Rule 4.10. FAULT SERVES

The following serves are faults and any two in succession result in an out:

- (a) **Foot Faults.** A foot fault results when:
 - (1) The server does not begin the service motion with both feet in the service zone.
 - (2) The server steps over the front service line before the served ball passes the short line.
 - (3) In doubles, the server's partner is not in the service box with both feet on the floor and back to the wall from the time the server begins the service motion until the ball passes the short line (See Rule 4.7.(b).)
- (b) **Short Service.** A short serve is any served ball that first hits the front wall and, on the rebound, hits the floor on or in front of the short line (with or without touching a side wall).
- (c) **Three-Wall Serve.** A three-wall serve is any served ball that first hits the front wall and, on the rebound, strikes both side walls before touching the floor.
- (d) **Ceiling Serve.** A ceiling serve is any served ball that first hits the front wall and then touches the ceiling (with or without touching a side wall).
- (e) **Long Serve.** A long serve is a served ball that first hits the front wall and rebounds to the back wall before touching the floor (with or without touching a side wall).
- (f) **Out-Of-Court Serve.** An out-of-court serve is any served ball that first hits the wall and, before striking the floor, goes out of the court.
- (g) **Bouncing Ball Outside Service Zone.** Bouncing the ball outside the service zone as a part of the service motion is a fault serve.
- (h) **Illegal Drive Serve.** A drive serve in which the player fails to observe the 17-foot drive service zone outlined in Rule 4.6.
- (i) **Screen Serve.** A served ball that first hits the front wall and on the rebound passes so closely to the server, or server's partner in doubles, that it prevents the receiver from having a clear view of the ball. (The receiver is obligated to place himself in good court position, near center court, to obtain that view. The screen serve is the only fault serve which may not be appealed.

Rule 4.11. OUT SERVES

Any of the following serves results in an out:

- (a) **Two Consecutive Fault Serves.** See Rule 4.10.
- (b) **Failure to Serve.** Failure of server to put the ball into play under Rule 4.5.
- (c) **Missed Serve Attempt.** Any attempt to strike the ball that results in a total miss or in the ball touching any part of the server's body.
- (d) **Touched Serve.** Any served ball that on the rebound from the front wall touches the server or server's racquet, or any ball intentionally stopped or caught by the server or server's partner.
- (e) **Fake or Balk Serve.** Any movement of the racquet toward the ball during the serve which is non-continuous and done for the purpose of deceiving the receiver. If a balk serve occurs, but the referee believes that no deceit was involved, he has the option of declaring "no serve" and have the serve replayed without penalty.
- (f) **Illegal Hit.** An illegal hit includes contacting the ball twice, carrying the ball, or hitting the ball with the handle of the racquet or part of the body or uniform.
- (g) **Non-Front Wall Serve.** Any served ball that does not strike the front wall first.
- (h) **Crotch Serve.** Any served ball that hits the crotch of the front wall and floor, front wall and side wall, or front wall and ceiling is an out serve (because it did not hit the front wall first). A serve into the crotch of the back wall and floor is a good serve and in play. A served ball that hits the crotch of the side wall and floor beyond the short line is in play.
- (i) **Out-Of-Order Serve.** In doubles, when either partner serves out-of-order, the points scored by that server will be subtracted and an out serve will be called; if the second server serves out-of-order, the out serve will be applied to the first server and the second server will resume serving. If the player designated as the first server serves out-of-order, a sideout will be called. In a match with line judges, the referee may enlist their aid to recall the number of points scored out-of-order.
- (j) **Ball Hits Partner.** A served ball that hits the doubles partner while outside the doubles box results in loss of serve.
- (k) **Safety Zone Violation.** If the server, or doubles partner, enters

into the safety zone before the served ball passes the short line, it shall result in the loss of serve.

Rule 4.12. RETURN OF SERVE

- (a) **Receiving Position.**
- (1) The receiver may not enter the safety zone until the ball bounces or crosses the receiving line.
 - (2) On the fly return attempt, the receiver may not strike the ball until the ball breaks the plane of the receiving line. The receiver's follow-through may carry the receiver or his racquet past the receiving line.
 - (3) Neither the receiver nor his racquet may break the plane of the short line, except if the ball is struck after rebounding off the back wall.
 - (4) Any violation by the receiver results in a point.
- (b) **Defective Serve.** A player on the receiving side may not intentionally catch or touch a served ball (such as an apparently long or short serve) until the referee has made a call or the ball has touched the floor for a second time. Violation results in a point.
- (c) **Legal Return.** After a legal serve, a player on the receiving team must strike the ball on the fly or after the first bounce, and before the ball touches the floor the second time; and return the ball to the front wall, either directly or after touching one or both side walls, the back wall or the ceiling, or any combination of those surfaces. A returned ball may not touch the floor before touching the front wall.
- (d) **Failure to Return.** The failure to return a serve results in a point for the server.

Rule 4.13. CHANGES OF SERVE

- (a) **Outs.** A server is entitled to continue serving until:
- (1) Out Serve. See Rule 4.11.
 - (2) Two Consecutive Fault Serves. See Rule 4.10.
 - (3) Ball Hits Partner. Player hits partner with attempted return.
 - (4) Failure to Return Ball. Player, or partner, fails to keep the ball in play as required by Rule 4.12.(c).
 - (5) Point Hinder. Player or partner commits a point hinder which results in a sideout. See Rule 4.16.
- (b) **Sideout.** In singles, retiring the server is a sideout. In doubles the side is retired when both partners have lost service, except: the team which serves first at the beginning of each game loses serve when the first server is retired. (See Rule 4.7.)
- (c) **Effect of Sideout.** When the server (or the serving team) receives a sideout, the server becomes the receiver and the receiver becomes the server.

Rule 4.14. RALLIES

All of the play which occurs after the successful return of serve is called the rally. Play shall be conducted according to the following rules:

- (a) **Legal Hits.** Only the head of the racquet may be used at any time to return the ball. The racquet may be held in one or both hands. Switching hands to hit a ball, touching the ball with any part of the body or uniform, or removing the wrist thong results in a loss of the rally.
- (b) **One Touch.** The player or team trying to return the ball may touch or strike the ball only once or else the rally is lost. The ball may not be *carried*. (A carried ball is one which rests on the racquet in such a way that the effect is more of a sling or throw than a hit.)
- (c) **Failure to Return.** Any of the following constitutes a failure to make a legal return during a rally:
- (1) The ball bounces on the floor more than once before being hit.
 - (2) The ball does not reach the front wall on the fly.
 - (3) The ball caroms off a player's racquet into a gallery or wall opening without first hitting the front wall.
 - (4) A ball which obviously did not have the velocity or direction to hit the front wall strikes another player on the court.
 - (5) A ball struck by one player on a team, hits that player or that player's partner.
 - (6) Committing a point hinder (Rule 4.16.)
 - (7) Switching hands during a rally.
 - (8) Failure to use wrist thong on racquet.
 - (9) Touching the ball with the body or uniform.
 - (10) Carry or sling the ball with the racquet.
- (d) **Effect of Failure to Return.** Violations of rules (a), (b) or (c) above result in a loss of rally. If the serving player or team loses the rally,

it is an *out* (handout or sideout). If the receiver loses the rally, it results in a point for the server.

(e) **Return Attempts.**

- (1) In singles, if a player swings at the ball and misses it, the player may continue to attempt to return the ball until it touches the floor for the second time.
- (2) In doubles, if one player swings at the ball and misses it, both partners may make further attempts to return the ball until it touches the floor the second time. Both partners on a side are entitled to return the ball.

(f) **Out-Of-Court Ball.**

- (1) After Return. Any ball returned to the front wall which, on the rebound or the first bounce, goes into the gallery or through any opening in a sidewall shall be declared dead and the server shall receive two serves.
- (2) No Return. Any ball not returned to the front wall, but which caroms off a player's racquet into the gallery or into any opening in a sidewall either with or without touching the ceiling, side wall, or back wall, shall be an out for the player failing to make the return, or a point for the opponent.

(g) **Broken Ball.** If there is any suspicion that a ball has broken during a rally, play shall continue until the end of the rally. The referee or any player may request the ball be examined. If the referee decides the ball is broken the ball will be replaced and the rally replayed. The server will get two serves. The only proper way to check for a broken ball is to squeeze it by hand. (Checking the ball by striking it with a racquet will not be considered a valid check and shall work to the disadvantage of the player or team which struck the ball after the rally.)

(h) **Play Stoppage.**

- (1) If a foreign object enters the court, or any other outside interference occurs, the referee shall stop the play.
- (2) If a player loses a shoe or other properly worn equipment, the referee shall stop the play if the occurrence interferes with ensuing play or player's safety; however, safety permitting, the offensive player is entitled to one opportunity to hit a rally ending shot. (See Rule 14.16.(i).)

(i) **Replays.** Whenever a rally is replayed for any reason, the server is awarded two serves. A previous fault serve is not considered.

Rule 4.15. DEAD-BALL HINDERS

A rally is replayed without penalty and the server receives two serves whenever a dead-ball hinder occurs.

(a) **Situations.**

- (1) **Court Hinders.** Play stops when a ball hits any part of the court that was designated as a court hinder (such as a door handle); play also is stopped when the ball takes an irregular bounce off a rough or irregular surface which the referee determines affected the rally (such as a strange or dead bounce off a court light).
- (2) **Ball Hits Opponent.** When an opponent is hit by a return shot in flight, it is a dead-ball hinder. If the opponent is struck by a ball which obviously did not have the velocity or direction to reach the front wall, it is not a hinder, and the player that hit the ball will lose the rally. A player who has been hit by the ball can stop play and make the call, though the call must be made immediately and acknowledged by the referee.
- (3) **Body Contact.** If body contact occurs which the referee believes was sufficient to stop the rally, either for the purpose of preventing injury by further contact or because the contact prevented a player from being able to make a reasonable return, the referee shall call a hinder. Incidental body contact in which the offensive player clearly will have the advantage should not be called a hinder, unless the offensive player obviously stops play. Contact with the racquet on the follow-through normally is not considered a dead-ball hinder.
- (4) **Screen Ball.** Any ball rebounding from the front wall so close to the body of the defensive team that it interferes with, or prevents, the offensive player from having clear view of the ball. (The referee should be careful not to make the screen call so quickly that it takes away a good offensive opportunity.) A ball that passes between the legs of the side that just returned the ball is not automatically a screen. It depends on the proximity of the players. Again, the call should work to the advantage of the offensive player.

- (5) **Backswing Hinder.** Any body or racquet contact, on the backswing or en route to or just prior to returning the ball, which impairs the hitter's ability to take a reasonable swing. This call can be made by the player attempting the return, though the call must be made immediately and is subject to the referee's approval. Note the interference may be considered a point hinder. (See Rule 4.16.)
 - (6) **Safety Holdup.** Any player about to execute a return who believes he is likely to strike his opponent with the ball or racquet may immediately stop play and request a dead-ball hinder. This call must be made immediately and is subject to acceptance and approval of the referee. (The referee will grant a dead-ball hinder if he believes the hold-up was reasonable and the player would have been able to return the shot, and the referee may also call an avoidable hinder if warranted.)
 - (7) **Other Interference.** Any other unintentional interference which prevents an opponent from having a fair chance to see or return the ball. Example: The ball obviously skids after striking a wet spot on the court floor or wall.
- (b) **Effect of Hinders.** The referee's call of hinder stops play and voids any situation which follows, such as the ball hitting the player. The only hinders that may be called by a player are described in rules (2), (5), and (6) above, and all of these are subject to the approval of the referee. A dead-ball hinder stops play and the rally is replayed. The server receives two serves.
 - (c) **Avoidance.** While making an attempt to return the ball, a player is entitled to a fair chance to see and return the ball. It is the responsibility of the side that has just hit the ball to move so the receiving side may go straight to the ball and have an unobstructed view of the ball. In the judgment of the referee however, the receiver must make a reasonable effort to move towards the ball and have a reasonable chance to return the ball in order for a hinder to be called.


Rule 4.16. POINT HINDERS (formerly Avoidable Hinders)

A point hinder results in the loss of the rally. A point hinder does not necessarily have to be an intentional act and is the result of any of the following:

- (a) **Failure to Move.** A player does not move sufficiently to allow an opponent a shot; or a player moves in such a direction that it prevents an opponent from taking a shot.
- (b) **Stroke Interference.** This occurs when a player moves, or fails to move, so that the opponent returning the ball does not have a free, unimpeded swing. This includes unintentionally moving the wrong direction which prevents an opponent from making an open offensive shot.
- (c) **Blocking.** Moves into a position which blocks the opponent from getting to, or returning, the ball; or in doubles, a player moves in front of an opponent as the player's partner is returning the ball.
- (d) **Moving into the Ball.** Moves in the way and is struck by the ball just played by the opponent.
- (e) **Pushing.** Deliberately pushes or shoves opponent during a rally.
- (f) **Intentional Distractions.** Deliberate shouting, stamping of feet, waiving of racquet, or any other manner of disrupting one's opponent.
- (g) **View Obstruction.** A player moves across an opponent's line of vision just before the opponent strikes the ball.
- (h) **Wetting the Ball.** The players, particularly the server, should insure that the ball is dry prior to the serve. Any wet ball that is not corrected prior to the serve shall result in a point hinder against the server.
- (i) **Equipment.** The loss of any improperly worn equipment, or equipment not required on court, which interferes with the play of the ball or safety of the players is a point hinder. Examples of this include the loss of improperly fastened eyewear and hand towels. (See Rule 4.14.(h).)

Rule 4.17. TIMEOUTS

- (a) **Rest Periods.** Each player or team is entitled to three 30-second timeouts in games to 15 and two 30-second timeouts in games to 11. Timeouts may not be called by either side after service motion has begun. Calling for a timeout when none remain or after service motion has begun, or taking more than 30 seconds in a timeout, will result in the assessment of a technical for delay of game.



**FOR YEARS
BEEN KNOWN
THE BEST
IN THE**



A good frame can do a lot for your eyes. So don't step onto the court without Ektelon. Distortion-free. And shatter-resistant. Ten different styles. And keep your eyes

IMPORTANT: When properly worn, this eyewear is designed to reduce the possibility of eye injury during the course of play. Even while properly wearing Ektelon eyewear, there is a chance that an injury could occur. We make no representation that their eyewear will eliminate the possibility of injury. Len



RS, WE'VE
VN TO MAKE
T FRAMES
SPORT.



ame. Especially when you're wearing it.
ektelon eyewear. It's stylish and comfortable.
y on one of our
off the ball.

EKTELON 

The Most Recommended Name in Racquetball

of serious eye injury to a player's eye when struck in that region by a ball in the normal
ayer may sustain some eye injury. Accordingly, the designer, manufacturer and Ektelon
ess eyewear. Ektelon recommends the use of lensed eyewear.

- (b) **Injury.** If a player is injured during the course of a match as a result of contact with the ball, racquet, opponent, wall or floor, he shall be granted an injury timeout. An injured player shall not be allowed more than a total of 15 minutes of rest during the match. If the injured player is not able to resume play after total rest of 15 minutes, the match shall be awarded to the opponent. Muscle cramps and pulls, fatigue, and other ailments that are not caused by direct contact on the court will not be considered an injury.
- (c) **Equipment Timeouts.** Players are expected to keep all clothing and equipment in good, playable condition and are expected to use regular timeouts and time between games for adjustment and replacement of equipment. If a player or team is out of timeouts and the referee determines that an equipment change or adjustment is necessary for fair and safe continuation of the match, the referee may award an equipment timeout not to exceed two minutes. The referee may allow additional time under unusual circumstances.
- (d) **Between Games.** The rest period between the first two games of a match is two minutes. If a tiebreaker is necessary, the rest period between the second and third game is five minutes.
- (e) **Postponed Games.** Any games postponed by referees shall be resumed with the same score as when postponed.

Rule 4.18. TECHNICALS

- (a) **Technical Fouls.** The referee is empowered to deduct one point from a player's or team's score when, in the referee's sole judgment, the player is being overtly and deliberately abusive. The actual invoking of this penalty is called a Referee's Technical. If the player or team against whom the technical was assessed does not resume play immediately, the referee is empowered to forfeit the match in favor of the opponent. Some examples of actions which may result in technicals are:
 - (1) Profanity. Profanity is an automatic technical and should be invoked by the referee whenever it occurs.
 - (2) Excessive arguing.
 - (3) Threat of any nature to opponent or referee.
 - (4) Excessive or hard striking of the ball between rallies.
 - (5) Slamming of the racquet against walls or floor, slamming the door, or any action which might result in injury to the court or other players.
 - (6) Delay of game. Examples include (i) serving before the receiver is ready, (ii) taking too much time to dry the court, (iii) questioning of the referee excessively about the rules, (iv) exceeding the time allotted for timeouts or between games, or (v) calling a timeout when none remain.
 - (7) Intentional front line foot faults to negate a bad lob serve.
 - (8) Anything considered to be unsportsmanlike behavior.
 - (9) Failure to wear lensed eyewear designed for racquet sports is an automatic technical on the first infraction and a mandatory timeout will be charged against the offending player to acquire the proper eyewear. A second infraction by that player during the match will result in automatic forfeiture of the match.
- (b) **Technical Warning.** If a player's behavior is not so severe as to warrant a referee's technical, a technical warning may be issued without point deduction.
- (c) **Effect of Technical or Warning.** If a referee issues a referee's technical, one point shall be removed from the offender's score. If a referee issues a technical warning, it shall not result in a loss of rally or point and shall be accompanied by a brief explanation of the reason for the warning. The awarding of the technical shall have no effect on service changes or sideouts. If the technical occurs either between games or when the offender has no points, the result will be that the offender's score will revert to a minus (-1).

Rule 4.19. PROFESSIONAL

A professional is defined as any player who has accepted prize money regardless of the amount in any PRO SANCTIONED (including WPRA and RMA) tournament or in any other tournament so deemed by the AARA board of directors. (Note: Any player concerned about the adverse effect of losing amateur status should contact the AARA National Office at the earliest opportunity to ensure a clear understanding of this rule and that no action is taken that could jeopardize that status.)

- (a) An amateur player may participate in a PRO SANCTIONED tournament but will not be considered a professional (i) if no prize money is accepted or (ii) if the prize money received remains intact and placed in trust under AARA guidelines.
- (b) The acceptance of merchandise or travel expenses shall not

be considered prize money, and thus does not jeopardize a player's amateur status.

Rule 4.20. RETURN TO AMATEUR STATUS

Any player who has been classified as a professional can recover amateur status by requesting, in writing, this desire to be reclassified as an amateur. This application shall be tendered to the Executive Director of the AARA or his designated representative, and shall become effective immediately as long as the player making application for reinstatement of amateur status has received no money in any tournament, as defined in Rule 4.19. for the past 12 months.

Rule 4.21. AGE GROUP DIVISIONS

Age is determined as of the first day of the tournament:

- (a) **Men's and Women's Age Divisions:**
 - Open — All players other than Pro
 - Junior Veterans — 19+
 - Junior Veterans — 25+
 - Veterans — 30+
 - Seniors — 35+
 - Veteran Seniors — 40+
 - Masters — 45+
 - Veteran Masters — 50+
 - Golden Masters — 55+
 - Senior Golden Masters — 60+
 - Veteran Golden Masters — 65+
 - Advanced Golden Masters — 70+
 - Super Golden Masters — 75+
- (b) **Other Divisions.**
 - Doubles
 - Mixed Doubles
 - Disabled
- (c) **Junior Divisions.** Age determined as of January 1st of each calendar year. Junior Boy's and Girl's age divisions:
 - 18 & Under
 - 16 & Under
 - 14 & Under
 - 12 & Under
 - 10 & Under
 - 8 & Under
 - 8 & Under Multi-Bounce
 - Doubles
 - Mixed Doubles

Rule 4.22. EIGHT AND UNDER MULTI-BOUNCE EXCEPTIONS

After a legal serve, the ball remains in play as long as it is bouncing, though the player may swing only once at the ball. The ball is considered dead at the point it stops bouncing and begins to roll.

- (a) During the serve or rally, and after rebounding off the back wall, the ball must be struck before it touches the short line en route to the front wall. The one exception is explained in the Blast Rule.
- (b) Blast Rule. If the ball caroms from the front wall to the back wall on the fly, the receiver may retrieve the ball from any place on the court—including past the short line—so long as the ball is bouncing.
- (c) Front Wall Lines. Tape is placed across the front wall one foot from the floor and three feet from the floor. If the ball hits the front wall between the one-foot and three-foot lines during a rally, the ball must be returned before the third bounce. If the ball hits below the one-foot level, it must be returned before the second bounce.
- (d) Matches. All games in a match are to 11 points.

5 — TOURNAMENTS

Rule 5.1. DRAWS

- (a) If possible, all draws shall be made at least two days before the tournament commences. The seeding method of drawing shall be approved by the AARA.
- (b) The draw and seeding committee shall be chaired by the AARA's Executive Director, National Commissioner and the host tournament director. No other persons shall participate in the draw or seeding unless at the invitation of the draw and seeding committee.
- (c) In local and regional tournaments the draw shall be the responsibility of the tournament director. In regional play, the tournament director should work in coordination with the AARA Regional Commissioner at the tournament.

Rule 5.2. SCHEDULING

- (a) **Preliminary Matches.** If one or more contestants are entered in both singles and doubles, they may be required to play both singles and doubles on the same day or night with little rest between matches. This is a risk assumed on entering two singles events or a singles and doubles event. If possible, the schedule should provide at least one hour rest period between matches.
- (b) **Final Matches.** Where one or more players has reached the finals in both singles and doubles, it is recommended that the doubles match be played on the day preceding the singles. This would assure more rest between the final matches. If both final matches must be played on the same day or night, the following procedure is recommended:
 - (1) The singles match be played first.
 - (2) A rest period of not less than one hour be allowed between the finals in singles and doubles.

Rule 5.3. NOTICE OF MATCHES

After the first round of matches, it is the responsibility of each player to check the posted schedules to determine the time and place of each subsequent match. If any change is made in the schedule after posting, it shall be the duty of the committee or tournament director to notify the players of the change.

Rule 5.4. THIRD PLACE

Players are not required to play off for 3rd place or 4th place. However, for point standings, if one semifinalist wants to play off for third and the other semifinalist does not, the one willing to play shall be awarded third place. If both semifinalists do not wish to play off for 3rd or 4th position, then the points shall be awarded evenly.

Rule 5.5. ROUND ROBIN SCORING

The position of players or teams in round robin competition is determined by the following sequence:

- (1) Winner of the most matches;
- (2) In a two-way tie, winner of the head-to-head match prevails;
- (3) In a tie of three or more, the player who lost the fewest games is awarded the highest position;
 - (a) If a two-way tie results, revert to No. 2;
 - (b) If a multiple tie remains, total points scored against the player in all matches will be tabulated. The player with the least points scored against will prevail.

Note: Forfeits will count as a match won in two games. In cases where points scored against is the tiebreaker, the points scored by the forfeiting team will be discounted from consideration of points scored against all teams.

Rule 5.6. AARA REGIONAL TOURNAMENTS

The United States and Europe are divided into 16 regions as specified in rule 5.11.(c).

- (a) A player may compete in only one regional singles and one regional doubles tournament per year.
- (b) The defined area of eligibility for a person's region is that of their permanent residence. Players are encouraged to participate in their own region; however, for the purpose of convenience players may participate outside their region.
- (c) A player can participate in only two championship events in a regional tournament.
- (d) Awards and remuneration to the AARA National Championships will be posted on the entry blank.

Rule 5.7. TOURNAMENT MANAGEMENT

In all AARA sanctioned tournaments, the tournament director and/or the national AARA official in attendance may decide on a change of court after the completion of any tournament game, if such a change will accommodate better spectator conditions.

Rule 5.8. TOURNAMENT CONDUCT

In all AARA sanctioned tournaments, the referee is empowered to default a match, if the conduct of a player or team is considered detrimental to the tournament and the game. (See Rule 3.5.(d) and 3.5.(e).)

Rule 5.9. AARA ELIGIBILITY

- (a) Any current AARA member who has not been classified as a professional (see Rule 4.19) may compete in any AARA sanctioned tournament.
- (b) Any current AARA member who has been classified as a professional may compete in any AARA sanctioned event that offers prize money or merchandise.

Rule 5.10. DIVISION COMPETITION

Men and women may compete only in events for their respective sex during Regional and National Championships. If there is not sufficient number of players to warrant play in a specific division, the tournament director may place the entrants in a comparably competitive division. Note: For the purpose of encouraging the development of women's racquetball, the governing bodies of numerous states permit women to play in men's division when a comparable skill level isn't available in the women's division.

Rule 5.11. AARA National Championships

The National Singles, Junior and National Doubles are separate tournaments and are played on different weekends. There will be a consolation round in all divisions.

(a) Regional Qualifications.

- (1) The National Ratings Committee may handle the rating of each region and determine how many players shall qualify from each regional tournament.
- (2) All national finalists in each division may be exempt from qualifying for the same division the following year.
- (3) There may be a tournament one day ahead of the National Tournament at the same site to qualify 8 players in each division who were unable to qualify or who failed to qualify in the Regionals.
- (4) This rule is in force only when a region is obviously over subscribed.

(b) Definition of Regions.

- (1) Qualifying Singles. A player may have to qualify at one of the 16 regional tournaments.
- (2) Qualifying Doubles. There will be no regional qualifying for doubles.

(c) AARA Regions.

- (1) Maine, New Hampshire, Vermont, Massachusetts, Rhode Island, Connecticut
- (2) New York, New Jersey
- (3) Pennsylvania, Maryland, Virginia, Delaware, District of Columbia
- (4) Florida, Georgia, North Carolina, South Carolina
- (5) Alabama, Mississippi, Tennessee
- (6) Arkansas, Kansas, Missouri, Oklahoma
- (7) Texas, Louisiana
- (8) Wisconsin, Iowa, Illinois
- (9) West Virginia, Ohio, Michigan
- (10) Indiana, Kentucky
- (11) North Dakota, South Dakota, Minnesota, Nebraska
- (12) Arizona, New Mexico, Utah, Colorado
- (13) Montana, Wyoming
- (14) California, Hawaii, Nevada
- (15) Washington, Idaho, Oregon, Alaska
- (16) Americans in Europe

Rule 5.12. NATIONAL JUNIOR CHAMPIONSHIP

It will be conducted on a separate date and location under the same parameters provided in Rules 5.11.(a) and 5.11.(b).

Rule 5.13. INTERCOLLEGIATE TOURNAMENT

It will be conducted at a separate date and location.

6 — NATIONAL WHEELCHAIR RACQUETBALL ASSOCIATION OFFICIAL RULES

Rule 6.1. MODIFICATIONS OF STANDARD RULES

In general, the standard rules of racquetball will be followed except for the modifications discussed below.

- (a) Where the AARA Rulebook rules refer to server, person, body or other similar variations, for wheelchair play such reference shall include all parts of the wheelchair in addition to the person sitting on it.
- (b) Where the rules refer to feet, standing or other similar descriptions, for wheelchair play it means only where the rear wheels actually touch the floor.
- (c) Where the rules mention body contact, for wheelchair play it shall mean any part of the wheelchair in addition to the player.
- (d) Where the rules refer to *double bounce* or after the first bounce, it shall mean three bounces. All variations of the same phrases

shall be revised accordingly.

Rule 6.2. DIVISIONS

- (a) **Novice Division.** The novice division is for the beginning player who is just learning to play.
- (b) **Intermediate Division.** The Intermediate Division is for the player who has played tournaments before and has a skill level to be competitive in the division.
- (c) **Open Division.** The Open Division is the highest level of play and is for the advanced player.
- (d) **Multi-Bounce Division.** The Multi-Bounce Division is for the individuals (men or women) whose mobility is such that wheelchair racquetball would be impossible if not for the Multi-Bounce Division.
- (e) **Junior Division.** The junior divisions are for players who are under the age of 19. The tournament director will determine if the divisions will be played as two-bounce or multi-bounce. Age divisions are: 8-11, 12-15, and 16-18.

Rule 6.3. RULES

- (a) **Two-Bounce Rule.** Two bounces are used in wheelchair racquetball in all divisions except the Multi-Bounce Division. The ball may hit the floor twice before being returned.
- (b) **Out of Chair Rule.** The player can neither intentionally jump out of his chair to hit a ball nor stand up in his chair to serve the ball. If the referee determines that the chair was left intentionally it will result in loss of the rally for the offender. If a player unintentionally leaves his chair, no penalty will be assessed.
Repeat offenders will be warned by the referee.
- (c) **Equipment Standards.** In order to protect playing surfaces, the tournament officials may not allow a person to participate with black tires or anything which will mark or damage the court.
- (d) **Start.** The serve may be started from any place within the service zone. Although the front casters may extend beyond the lines of the service zone, at no time shall the rear wheels cross either the service or short line before the served ball crosses the short line. Penalties for violation are the same as those for the standard game.
- (e) **Maintenance Delay.** A maintenance delay is a delay in the progress of a match due to a malfunction of a wheelchair, prosthesis, or assistive device. Such delay must be requested by the player, granted by the referee during the match, and shall not exceed five minutes. Only two such delays may be granted for each player for each match. After using both maintenance delays the player has the following options:
 - (1) Continue play with the defective equipment.
 - (2) Immediately substitute replacement equipment.
 - (3) Postponement of game, with the approval of the referee and opponent.

Rule 6.4 MULTI-BOUNCE RULES

- (a) The ball may bounce as many times as the receiver wants though the player may swing only once to return the ball to the front wall.
- (b) The ball must be hit before it crosses the short line on its way back to the front wall.
- (c) The receiver cannot cross the short line after the ball contacts the back wall.

7 — ONE-WALL AND THREE-WALL RULES

Rule 7.1. ONE-WALL AND THREE-WALL RULE MODIFICATIONS

The rules for one-wall and three-wall racquetball are very similar to the standard indoor four-wall game. The exceptions follow:

- (a) **One Wall.** There are two playing surfaces, the front wall and the floor. The wall is 20 feet wide and 16 feet high. The floor is 20 feet wide and 34 feet to the back edge of the long line. To permit movement by players, there should be a minimum of three feet (six feet is recommended) beyond the long line and six feet outside each side line.
 - (1) **Short line.** The back edge of the short line is 16 feet from the wall.
 - (2) **Service Markers.** Lines at least six inches long which are parallel with, and midway between, the long and short lines. The extension of the service markers form the imaginary boundary of the service line.

- (3) **Service Zone.** The entire floor area inside and including the short line, side lines and service line.
- (4) **Receiving Zone.** The entire floor area in back of the short line, including the side lines and the long line.
- (b) **Three Wall with Short Side Wall.** The front wall is 20 feet wide and 20 feet high. The side walls are 20 feet long and 20 feet high, though the sidewall tapers down to 12 feet high. The floor length and court markings are the same as four-wall.
- (c) **Three Wall with Long-Side Wall.** The court is 20 feet wide, 20 feet high and 40 feet long. The side walls may taper from 20 feet high at the front wall down to 12 feet high at the end of the court. All court markings are the same as four-wall.
- (d) **Service in Three Wall Courts.** A serve that goes beyond the side walls on the fly is considered long. A serve that goes beyond the long line on a fly, but within the side walls, is the same as a short.

8 — HOW TO REFEREE WHEN THERE IS NO REFEREE

SAFETY IS THE RESPONSIBILITY OF EVERY PLAYER WHO ENTERS THE COURT.

At no time should the physical safety of the participants be compromised. Players are entitled, and expected, to hold up their swing, *without penalty*, any time they believe there might be a risk of physical contact. Any time a player says he held up to avoid contact, even if he was over-cautious, he is entitled to hinder (rally replayed without penalty).

SCORE

Since there is no referee, or scorekeeper, it is important for the server to announce both the server's and receiver's score before every first serve.

DURING RALLIES

During rallies, it is the *hitter's* responsibility to make the call. If there is a possibility of a skip ball, double-bounce, or illegal hit, play should continue until the hitter makes the call against himself. If the hitter does not make the call against himself and goes on to win the rally, and the player thought that one of the hitter's shots was not good, he may *appeal* to the hitter by pointing out which shot he thought was bad and request the hitter to reconsider. If the hitter is sure of his call, and the opponent is still sure the hitter is wrong, the rally is replayed. As a matter of etiquette, players are expected to make calls against themselves any time they are not sure. Unless the hitter is certain the shot was good, he should call it a skip.

SERVICE

- (a) **Fault Serves.** The receiver has the primary responsibility to make these calls, though either player may make the call. The receiver must make the call immediately, and not wait until he hits the ball and has the benefit of seeing how good a shot he can hit. *It is not an option play.* The receiver does not have the right to play a short serve just because he thinks it's a setup.
- (b) **Screen Serves.** When there is no referee, the screen serve call is the sole responsibility of the receiver. If the receiver has taken the proper court position, near center court, does not have clear view of the ball the screen should be called *immediately*. The receiver may not call a screen after attempting to hit the ball or, after taking himself out of proper court position by starting the wrong way. *The server may not call a screen under any circumstances* and must expect to play the rally unless he hears a call from the receiver.
- (c) **Other Situations.** Foot faults, 10-second violations, receiving line violations, service zone infringement, and other technical calls really require a referee. However, if either player believes his opponent is abusing any of the rules, be sure there is agreement on what the rule is, and to put each other on notice that the rules should be followed.

HINDERS

Generally, the hinder should work like the screen serve — as an option play for the hindered party. *Only the person going for the shot can stop play by calling a hinder, and he must do so immediately*— not wait until he has the benefit of seeing how good a shot he can hit. If the hindered party believes he can make an effective return in spite of some physical contact or screen that has occurred, he may continue to play.

POINT HINDERS

Since point hinders (formerly called avoidable hinders) are usually unintentional, they can occur even in the friendliest matches. A player who realizes that he caused such a hinder should simply declare his opponent to be the winner of the rally. If a player feels that his opponent caused such a hinder, but the opponent does not make the call on himself, the offended player should point out that he thought that a point hinder occurred. However, unless the opponent agrees that a point hinder occurred, none will be called. Often just pointing out what appears to have been a point hinder will prevent the opponent from such actions on future rallies.

DISPUTES

If either player, for any reason desires to have a referee, it is considered common courtesy for the other player to go along with the request, and a referee suitable to both sides should be found. If there is not a referee, and a question about a rule or rule interpretation comes up, seek out the club pro or a more experienced player. Then, after the match, contact your state racquetball association for the answer.

9 — AARA NATIONAL RULES COMMITTEE

Otto Dietrich
National Rules Commissioner
4244 Russet Court
Lilburn, GA 30247
(404) 523-5950 (W)
(404) 972-2303 (H)

Michael Arnolt
8444 Seabridge Way
Indianapolis, IN 46240
(317) 926-2766 (W)
(317) 259-1359 (H)

Mickey Bellah
25431 Cabot Road #107
Laguna Hills, CA 92653
(714) 859-1900 (W)
(714) 675-8025 (H)

Mike Dimoff
P.O. Box 10527
Greensboro, NC 27404
(919) 379-0550 (H)

Jim Hiser
G-2140 Fairway Drive
Davison, MI 48423
(313) 653-5999 (W)
(313) 767-3434 (H)

Clint Koble
P.O. Box 5753
Incline Village, NV 89450
(702) 831-4212 (W)
(702) 831-7027 (H)

Caryn McKinney
P.O. Box 95563
Atlanta, GA 30347
(404) 636-7575 (H)

10 — RULEBOOK INDEX

Apparel 2.5

Appeals

- Double Bounce Pickup 3.8(d)
- Fault Serves 3.8(b)
- How to Appeal 3.7(b)
- Killshot 3.8(a)
- Limit on Appeals 3.7(d)
- Loss of Appeal 3.7(c)
- Out Serve 3.8(c)
- Receiving Line Violation (Encroachment) by Receiver 3.8(e)
- Safety Zone Violation by Server 4.11(k)
- Skip Ball 3.8(a)

Ball Specifications 2.2

Blocking 4.16(c)

Body Contact 4.15(a)(3); 4.15(a)(5); and 4.16(c)

Broken Ball

- On the Serve 4.9(c)
- During the Rally 4.14(g)

Carries (One Touch)

- On the Serve 4.11(f)
- During the Rally 4.14(b)

Consolation Matches 1.7

Court Specifications 2.1

Delays 4.5; 4.17(a); and 4.18(a)(6)

Doubles

- Blocking 4.16(c)
- Change in Partners 1.6(b)
- Out-of-Order Serve 4.11(i)
- Partner's Position During Serve 4.7(b) and 4.10(a)(3)
- Return Attempts 4.14(e)(2)
- Service Sequence 4.7(a)
- Team Classification 1.6(a)

Drive Serve Restrictions 4.6

Eight and Under Multi-bounce Exceptions 4.22

Eyewear 2.5(a) and 4.18(a)(9)

Foot Faults 4.10(a)

Forfeits 3.5(d)

Hinders — Dead-Ball

- Backswing 4.15(a)(5)
- Body Contact 4.15(a)(3) and 4.15(a)(5)
- Court Hinders
 - Designated 4.15(a)(1)
 - Undesignated 4.15(a)(7)
- Effect of Hinder 4.15(b)
- Hitting Opponent 4.15(a)(2)
- Other Interference 4.15(a)(7)
- Safety Holdup 4.15(a)(6)
- Screen 4.15(a)(4)

Hinders — Point (Formerly Avoidable)

- Blocking 4.16(c)
- Equipment 4.16(i)
- Failure to Move 4.16(a)
- Intentional Distraction 4.16(f)
- Moving Into Ball 4.16(d)
- Pushing 4.16(e)
- Safety Holdup 4.15(a)(6)
- Stroke Interference 4.16(b)
- View Obstruction 4.16(g)
- Wetting the Ball 4.16(h)

Hitting Opponent With Ball 4.15(a)(2)

Illegal Hits 4.11(f) and 4.14(b)

Line Judges 3.6

Officials 3.2

Out-of-Court Ball 4.10(f) and 4.14(f)

Play Stoppage 4.14(h)

Postponed Games 4.17(e)

Profanity 4.18(a)(1)

Protests 3.5(c)

Racquet Specifications 2.4

Receiving Line Violation (Encroachment) by Receiver 3.8(e)

Receiving Position 4.12(a)

Referees

- Duties and Responsibilities 3.5
- Overruling Referee's Call 3.5(b) and 3.6(g)
- Removal of Referee 3.3

Return of Serve 4.12
Rule Interpretations 3.9 and 3.5(g)
Rules Not Covered by the Rulebook 3.5(g)
Safety Holdup 4.15(a)(6)
Safety Zone Violation by Server 4.11(k)
Serves

Bouncing Ball Outside Service Zone 4.10(g)
Ceiling 4.10(d)
Changes of Serve 4.13
Crotch Serves 4.11(h)
Dead-Ball Serves 4.9
Drive Serves 4.6
Doubles 4.7
Fake or Balk Serves 4.11(e)
Fault Serves 4.10
Long Serves 4.10(e)
Manner 4.3
Missed Serve Attempt 4.11(c)
Non-front Wall Serves 4.11(g)
Order (Who Serves First) 4.1
Out Serves 4.11
Position 4.2
Screen Serves 4.10(i)
Short Serves 4.10(b)
Three-wall Serves 4.10(c)
Touched Serves 4.11(d)

Spectators, Jurisdiction Over 3.5(f)

Technical Fouls

Arguing 4.18(a)(2)
Damage to Court 4.18(a)(5)
Delays 4.18(a)(6)
Effect of Technical Foul 4.18(c)
Eyewear 4.18(a)(9)
Hitting Ball After Rally 4.18(a)(4)
Intentional (Front Line) Foot Faults 4.18(a)(7)
Profanity 4.18(a)(1)
Threats 4.18(a)(3)
Unsportsmanlike Behavior 4.18(a)(8)

Technical Warnings 4.18(b)

Ten-second Rule 4.4 and 4.5

Timeouts

Between Games 4.17(d)
During Games 4.17(a)
Equipment 4.17(c)
Injuries 4.17(b)

11 — AARA QUESTIONS AND ANSWERS

What Is The American Amateur Racquetball Association?

The American Amateur Racquetball Association is a member of the United States Olympic Committee, not-for-profit, charitable, educational, democratic, player's association founded in 1968. The AARA, by its Constitution, is dedicated to promoting and developing amateur racquetball throughout the United States.

How Is The AARA Managed?

The AARA has a paid staff located at its National Headquarters in Colorado Springs, Colorado. This staff reports to an 11-member Board of Directors elected by the membership at its yearly meeting. Each state has a volunteer organization which are grouped into 15 regions. There is also a region for Americans in Europe.

How Do You Join the AARA?

Membership in the Association is open to anyone by paying yearly dues.

Where Do You Join?

You may join through private court clubs, by participating in an AARA sanctioned event, by securing an application form from various publications, or by contacting the national office. National headquarters are located at 815 N. Weber, Suite 101, Colorado Springs, CO 80903.

How Is The AARA Funded?

The association is funded primarily by membership dues — thus making the AARA responsive only to its members.

Why Is The AARA The Only National Association Speaking For The Amateur?

In April of 1982 the United States Olympic Committee recognized the AARA as the only national governing body of racquetball in the United States.

What is "Sanctioning"?

AARA sanctioning insures that the event will receive the prestige and prominence that comes with AARA support. All participants in an AARA sanctioned event must be current members of the association or join before participating in that event. Benefits of sanctioning include points awarded to winners through eighth place, for amateur national rankings.

What Other Benefits Are There In Sanctioning?

If an event is sanctioned, it receives: the AARA's support at the state, regional and national level; manufacturer's donations; discounts on shirts and trophies; programs, rulebooks, and clinic booklets; and nationwide publication of event dates as well as tournament results.

What Does Sanctioning Entail?

We ask only that our rulebook be followed, that one of our approved balls be used, and that each participant be a current member of the AARA.

How Does The AARA Support Court Clubs, YMCA's, JCC's, And Other Racquetball Facilities?

The AARA is the only association actively working to promote the development of the grass roots, everyday player — the lifeblood of racquetball.

What Program Does The AARA Have That Develop And Advance The Sport of Racquetball?

- (1) State organizations in all 50 states
- (2) Junior programs in all 50 states
- (3) Intercollegiate programs in all 50 states
- (4) 16 regional organizations
- (5) High School programs
- (6) Court club programs
- (7) Holds over 24 categories of competition for players from 8 to 75.
- (8) Represents the U.S. in the World Games and World Championships
- (9) Sanctions more than 800 events annually
- (10) National rankings in all categories
- (11) Regional and National competition in Junior, Intercollegiate, and adult competition.
- (12) Minority Council
- (13) Member of the United States Olympic Committee.
- (14) Referee Certification Program
- (15) Instructor Certification Program

How Can Court Clubs, YMCA's, JCC's, And Other Racquetball Facilities Support the AARA?

By sanctioning their events with the AARA and establishing a working relationship with the Association through attaining new members.

JOIN THE



American Amateur Racquetball Association

- Over 800 Tournaments Annually
- Official Amateur Rulebook
- National Ranking With All AARA Players
- Recognized Amateur Governing Body
- Special \$5 subscription for 12 issues of *National Racquetball Magazine* (available at time of joining AARA only)

Yes!

Sign me up for an AARA membership kit which includes all the above plus an official membership card that makes me eligible for tournament play and discount coupons for merchandise and services.

I am enclosing:

- \$10.00 for a one-year membership
- \$15 for membership plus a one year subscription to *National Racquetball*.

Name _____

Address _____


City _____

State _____ Zip _____

Mail This Form To: AARA, 815 North Weber,
Suite 101, Colorado Springs, CO 80903.

We would like to introduce you to the new kid on the block.

The "VFS" plug combined with the exclusive POWER CONTROL FRAME does more than eliminate vibration. Its unique split frame design produces a self correcting effect. As the ball makes contact with the strings it exerts pressure on both arms of the frame, moving them upward and inward. This creates a spoon-like effect on the string surface, automatically lifting up balls hit on the low side, and pulling down those hit on the high side. A ball hit outside the sweetspot will still travel forward instead of dropping straight down as with other racquets. The "VFS" causes the frame to recoil at the same rate as the strings, creating extra power, greater accuracy and more precise control, while eliminating vibration.



fin

The power to win

For further information

1-800-255-7796

Upon impact vibration travels outward to the frame and downward, where it is dissipated by the "VFS" shock absorbing plug.



LARGE PENDANT - \$53
 W/Diamond - \$102.95
 W/Gold Ball - \$67
 W/Birthstone - \$93
 Tie Tack - \$65

SMALL PENDANT - \$39
 W/Diamond - \$79
 W/Gold Ball - \$55
 W/Birthstone - \$69
 Tie Tack - \$48
 Pinky Ring - \$72



CUSTOM MADE
 RACQUETBALL BRACELET
 \$299

CHAINS
 Lightweight - \$2/inch
 Heavyweight - \$4/inch (also available with diamonds)

— 14 KT Gold —

Jewelry shown smaller than actual size

IMPRINTED SPORTSWEAR



"USA Racquetball"
 One Size Fits All
 Cotton Crinkle Shirt
 \$14.95



"Court Rat" T-Shirt
 100% pre-shrunk cotton
 Youth: S, M, L - \$8.95
 Adult: S, M, L, XL
 \$9.95

AARA SWEATSHIRTS!



AARA-1 - \$15.00

AARA-2 - \$19.95
 (puffed ink)

SIZES: (adult) S, M, L, X-L

Poly/cotton white fleece sweatshirt has the official AARA logo in red and blue on the front and down the sleeve

MARTY HOGAN VIDEO

One-on-One Lessons
 With Three Time
 World Champ

VHS Video Cassette
 \$19.95



*Six Lessons From The Champ.
 Six Weeks to Power Performance.*

SHIPPING & HANDLING
 Regular UPS - \$2.95 per item
 2nd Day Air - \$3.95 per item

ORDER BY PHONE 7 Days a Week / 24 Hours

1-800-762-4653

904-396-9693

or send check or money order to:



FIRST COAST
 PROMOTIONS
 & MANAGEMENT, INC.

1730 Shadowood Lane, Suite 320
 Jacksonville, Florida 32207

1-800-762-4653



1-800-762-4653

C A U T I O N

AWESOME
POWER.




HEAD[®]
Where Technology
Comes Into Play.[™]