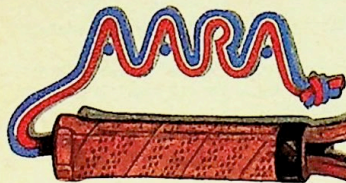


Official

1984-85



AMERICAN AMATEUR RACQUETBALL ASSOCIATION

Rules



COMPLIMENTS OF

Penn Racquetball

DP[®]
Fit for Life 

RACQUETBALL . . . AND IT'S RULES

One of the great things about the sport of racquetball is that the game is relatively easy to learn and play. The basic game is simple: Get to the ball before it bounces twice on the floor and hit it to the front wall on the fly.

The American Amateur Racquetball Association's book of Official Rules, with all its technicalities and explanations, does nothing more than expand on the above sentence and establish procedures for organized play.

The AARA has attempted to provide a set of rules which we believe all racquetball players can embrace. As it is our desire to adopt rules that the majority of players favor, you will note this edition of the rule book has included some changes and additions. (See page 6).

For non-tournament play, we recommend you read our special section for when there is no referee. However, to truly know to play racquetball in a safe and fair manner, everyone is urged to read this booklet.

And for those who recognize the need to better understand the nuances of the rules and how to apply them, we urge you to take part in the Referee Certification Program available to all state organizations. This, we anticipate, will give the tournament player the opportunity to judge and be judged equally.

While these rules will not be changed without good cause, we are always interested in comments and opinions. If you have any questions about the application of these rules or want to provide input, contact your state AARA representative, referee chairman, a member of the National Rules Committee listed in the back of this booklet, or the AARA national office in Colorado Springs.

The AARA has been recognized by the U.S. Olympic Committee as the Official Governing Body of the sport, and these rules therefore are the official rules. While we encourage different scoring systems and tournament formats, we strongly urge all to apply the "flow of the game" rules described in this booklet.

Happy Racquetballing,

Michael Arnolt

National Rules Commissioner

TABLE OF CONTENTS

RULE CHANGES EFFECTIVE SEPTEMBER, 1984	6
1 — THE GAME	
A. Types of Games	9
B. Description	9
C. Objective	9
D. Points and Outs	9
E. Game	9
F. Match	9
G. Doubles Team	9
H. Consolation Matches	10
2 — COURTS AND EQUIPMENT	
A. Courts	10
B. Ball Specifications	11
C. Ball Selection	11
D. Racquet Specifications	12
E. Uniform	12
3 — OFFICIATING AND PLAY REGULATIONS	
Rule 1. A. Tournaments	12
Rule 1. B. Officials	12
Rule 1. C. Removal of Referee	13
Rule 1. D. Rule Briefing	13
Rule 1. E. Referees	13
Rule 1. F. Linespeople	14
Rule 1. G. Appeals	15
Rule 2. Serve	17
Rule 3. Serve In Doubles	18

Rule 4.	Defective Serves	18
Rule 5.	Dead Ball Serves	19
Rule 6.	Fault Serves	19
Rule 7.	Out Serves	20
Rule 8.	Return of Serve	21
Rule 9.	Changes of Serve	22
Rule 10.	Rallies	23
Rule 11.	Dead Ball Hinders	27
Rule 12.	Avoidable Hinders - Point Hinders	28
Rule 13.	Timeouts	29
Rule 14.	Technicals	30
Rule 15.	Professional	31
Rule 16.	Return to Amateur Status	31
Rule 17.	Age Group Divisions	31

4 — TOURNAMENTS

Rule 18.	Draws	33
Rule 19.	Scheduling	33
Rule 20.	Notice of Matches	34
Rule 21.	Third Place	34
Rule 22.	AARA Regional Tournaments	34
Rule 23.	Tournament Management	34
Rule 24.	Tournament Conduct	35
Rule 25.	AARA Eligibility	35
Rule 26.	AARA National Championships	35
Rule 27.	Intercollegiate Tournament	36

5 — ONE-WALL, AND THREE-WALL RULES

Rule 28.	One-Wall and Three-Wall Rules	36
----------	-------------------------------------	----

6 — EIGHT & UNDER NO-BOUNCE RULES	37
--	----

7 — HOW TO REF WHEN THERE IS NO REF	37
8 — NATIONAL RULES COMMITTEE	40
9 — RULES INDEX	41
10 — THE AARA	43
11 — WHEELCHAIR RACQUETBALL RULES	45

© 1976 American Amateur Racquetball Association

Ninth Printing, October, 1984.

Published by Publication Management Inc.
4350 DiPaolo Center/Dearlove Road
Glenview, IL 60025

Hugh Morgan, Publisher

Linda Catanzaro Boberg, Editor

NEW RULE CHANGES OR ADOPTIONS

Effective September, 1984

The following rules were adopted or changed by the AARA Board of Directors at their annual May meeting, 1984. Players are strongly encouraged to read these changes or adoptions before playing in an AARA sanctioned tournament.

The following rule changes were made:

SECTION 1 — THE GAME

E. GAME

A game is won by the side first scoring 15 points. The third game, referred to as the tiebreaker, is played to 11. It is necessary to win only by one point.

SECTION 3 — OFFICIATING AND PLAY REGULATIONS

Rule 6. A. Foot Faults

2) The server steps over the front service line before the served ball passes the short line;

Rule 7. H. Out-Of-Order Serve

In doubles, if it is discovered that the second server served first (and is still serving), the penalty shall be that the first server loses his serve. The second server may finish the inning and all points scored will count. If while the first server is serving it is discovered that the second server served first, the penalty shall be an immediate side out. All points served will count. If it is discovered that the first server served, the second server served, and the first server is serving again, the penalty shall be assessment of a technical and all points scored during the first server's extra inning shall be subtracted from the team.

Rule 7. I. Safety Zone Violation

If the server enters into the safety zone before the served ball passes the short line, it shall result in the loss of serve.

Rule 8. A. Receiving Position

- 1) The receiver may not enter the safety zone until the ball bounces.
- 2) On the fly return attempt, the receiver may not strike the ball until the ball breaks the plane of the receiving line. The follow-through may carry the receiver or his racquet past the receiving line.
- 3) Neither the receiver nor his racquet may break the plane of the short line during service return.

Any violation by the receiver results in a point for the server.

SECTION 1 — THE GAME

Rule 1. G. Appeals

In any match using line judges a player or team may appeal only the following calls or non-calls by the referee: killshots and skip balls; fault serves; double-bounce pickups; receiving line violations; rule interpretations; "Out Serves."

The appeal must be directed to the referee, who then will request opinions simultaneously from the two line judges. Any appeal made directly to a line judge by a player or team or made after an excessive demonstration or complaint by the player(s) will be considered void and any appeal rights for that side for that particular rally will be forfeited.

The following rules were adopted:

SECTION 1 — THE GAME

H. CONSOLATION MATCHES

SECTION 2 — COURTS AND EQUIPMENT

A. COURTS

- 2) Lines and Zones
 - e) Receiving Line.
 - f) Safety Zone.

D. RACQUETS

- 1) Dimensions.

SECTION 3 — OFFICIATING AND PLAY REGULATIONS

Rule 1. E. Referees

- 5) Other Rulings

Rule 1. G. Appeals

- 3) Out Serve Appeals
- 5) Receiving Line (Encroachment) Violation Appeals

Rule 13. A. Rest Periods

Rule 17. Men's Age Divisions Women's Age Divisions

Rule 2. C. Manners

1984-85 AARA OFFICIAL RULE BOOK

1 — THE GAME

A. TYPES OF GAMES

Racquetball may be played by two, three, or four players. When played by two it is called "singles", when played by three "cutthroat", and when played by four, "doubles."

B. DESCRIPTION

Racquetball, as the name implies, is a competitive game in which only one racquet is used by each player to serve and return the ball.

C. OBJECTIVE

The objective is to win each rally by serving or returning the ball so the opponent is unable to keep the ball in play. A rally is over when a side makes an error, or is unable to return the ball before it touches the floor twice, or if a hinder is called.

D. POINTS AND OUTS

Points are scored only by the server (serving team) when it serves an ace or wins a rally. When the serving side loses a rally, it loses the serve. Losing the serve is called an "out" in singles, and a "hand out" or "side out" in doubles.

E. GAME

A game is won by the side first scoring 15 points. The third game, referred to as the tiebreaker, is played to 11. It is necessary to win only by one point.

F. MATCH

A match is won by the first side winning two games. The first two games of a match are played to 15 points. In the event each side wins one game, the match shall be decided by an 11-point tiebreaker.

G. DOUBLES TEAM

A doubles team shall consist of two players that meet either/or the age requirements or player classi-

fication requirements to participate in a particular division of play. A team must be classified by the ability level (or player classification) of the higher ranked player on the team.

A change in playing partners may not be made after the final draw has been made and posted. Under no circumstances can a partner change be made during the course of a tournament without the consent of the Tournament Director.

H. CONSOLATION MATCHES

- 1) Consolation matches may be waived at the discretion of the Tournament Director, but this waiver must be in writing on the tournament application.
- 2) In all AARA sanctioned tournaments each entrant shall be entitled to participate in a minimum of two matches. This then means that losers of their first match shall have the opportunity to compete in a consolation bracket of their own division. In draws of less than seven players, a round robin format may be offered.
- 3) Preliminary matches will be two of three games to 11 points. Semifinals and finals matches will follow the regular scoring format.

2 — COURTS AND EQUIPMENT

A. COURTS

The specifications for the standard four wall racquetball court are:

- 1) **Dimension:** The dimensions shall be 20 feet wide, 20 feet high, and 40 feet long, with a back wall at least 12 feet high. All surfaces within the court shall be deemed "in play" with the exception of any gallery openings or surfaces designated as "court-hinders."
- 2) **Lines and Zones** Racquetball courts shall be divided and marked with 1½ inch wide lines as follows:
 - a) **Short Line.** The back edge of the short line is midway between (20') and parallel to the front and back walls, thus dividing the court into equal front and back courts.
 - b) **Service Line.** The front edge of the service line is parallel with and located five feet in front of the back edge of the short line.

- c) **Service Zone.** The service zone is the area between the outer edges of the short and service lines.
- d) **Services Boxes.** The service boxes are located at each end of the service zone and designated by lines parallel with each side wall. The inside edge of the lines are 18 inches from the side walls.
- e) **Receiving Line.** Five feet back of the short line, vertical lines shall be marked on each side wall extending three to six inches from the floor. The back edge of the receiving lines shall be five feet from the back edge of the short line.

IMPORTANT NOTE: The following receiving line is recommended for adoption, effective September 1, 1986: Receiving Lines. A non-solid line five feet back of the short line. The receiving line is designated on the court floor by 21-inch lines parallel to the front wall, that extend from each side wall and are connected by a series of six-inch lines separated by six-inch spaces (16 six-inch lines and 17 six-inch spaces). The back edge of the receiving lines shall be five feet from the back edge of the short line.

- f) **Safety Zone.** The five-foot area bounded by the short line and the receiving line. The zone is observed only during the serve. Entering the zone prematurely: 1) if the receiver commits the infraction, it results in a point; 2) if the server commits the infraction, it results in the loss of serve. (See 3.8.A. and 3.7.I.)

B. BALL SPECIFICATIONS

- 1) The standard racquetball shall be 2¼" in diameter; weigh approximately 1.4 ounces, and at a temperature of 70-74 degrees F., with a 100 inch drop rebound is to be 68-72 inches; hardness, 55-60 inches durometer.
- 2) Any ball which carried the endorsement of approval from the AARA is an official ball. Only AARA approved balls may be used in AARA sanctioned tournaments.

C. BALL SELECTION

- 1) A ball shall be selected by the referee for use in each match. During the match, the referee either at his discretion, or at the request of a player or team, may replace the game ball. Balls that are not round or which bounce erratically shall not be used.

- 2) In tournament play, the referee and the players shall agree to an alternate ball, so that in the event of breakage, the second ball can be put into play immediately.

D. RACQUET SPECIFICATIONS

- 1) **Dimensions.** The total length and width of the racquet may not exceed 27 inches. The length of the racquet may not exceed 20½ inches and the head width may not exceed nine inches. These measurements are computed from the outer edge of the rims, not including bumper guard, and from the farthest solid part of the handle.
- 2) The regulation racquet frame may be of any material, as long as it conforms to the above specifications.
- 3) The regulation racquet frame must include a thong that must be securely attached to the player's wrist.
- 4) The string of the racquet should be gut, monofilament, nylon, graphite, plastic, metal, or a combination thereof, providing strings do not mark or deface the ball.

E. UNIFORM

- 1) The uniform and shoes may be of any color, but the shoes must have soles which do not mark or damage the court floor. The shirt may contain any insignia or writing considered in good taste by the Tournament Director. Players are required to wear shirts. Extremely loose fitting or otherwise distracting garments are not permissible.
- 2) Eye protection is required for any participant under the age of 19 in all AARA sanctioned tournaments.

3 — OFFICIATING AND PLAY REGULATIONS

Rule 1. A. Tournaments

All tournaments shall be managed by a committee or Tournament Director who shall designate the officials.

Rule. 1. B. Officials

The official shall be a referee designated by the Tournament Director or the floor manager or one

agreed to by both participants (teams in doubles). Officials may also include, at the discretion of the tournament director, a scorekeeper and two linespeople.

Rule 1. C. Removal of Referee

A referee may be removed upon the agreement of both participants (teams in doubles) or at the discretion of the Tournament Director or rules officials. In the event that a referee's removal is requested by one player (team) and not agreed to by the other, the Tournament Director or officials may accept or reject the request.

Rule 1. D. Rule Briefing

Before all tournaments, all officials and players shall be briefed on rules and on court hindlers or regulations or modifications the Tournament Director wishes to impose. The briefing should be reduced to writing. The current AARA rules will apply and be made available. Any modifications the Tournament Director wishes to impose must be stated on the entry form and in writing and be available to all players at registration.

Rule 1. E. Referees

- 1) **Pre-match duties.** Before each match begins, it shall be the duty of the referee to:
 - a) Check on adequacy of preparation of court with respect to cleanliness, lighting, and temperature;
 - b) Check on availability and suitability of materials - to include balls, towels, scorecards, pencils, and timepiece - necessary for the match;
 - c) Go on court to instruct players;
 - d) Point out court hindlers and note any local regulations;
 - e) Inspect equipment and toss coin;
 - f) Check linespeople and scorekeeper and ask for reserve game ball upon assuming officiating position;
 - g) Review any rule modifications in effect for this particular tournament.
- 2) **Decisions.** During the match, the referee shall make all decisions with regard to the rules. Where linespeople are used, the referee shall announce all final judgments. If both players in singles and three out of four in a doubles match disagree with a judgment call made by the ref-

eree, the referee is overruled. The referee shall have jurisdiction over the spectators as well as players while the match is in progress.

- 3) **Protests.** Any decision not involving the judgment of the referee may, on protest, be decided by the Tournament Director or designated official.
- 4) **Forfeitures.** A match may be forfeited by the referee when:
 - a) Any player refuses to abide by the referee's decision, or engages in unsportsmanlike conduct;
 - b) A player or team may be forfeited by the Tournament Director or official for failure to comply with the tournament or host facility's rules while on the premises, for failure to referee, for improper conduct on the premises between matches, or for abuse of hospitality, locker room, or other rules and procedures.
 - c) Any player or team who fails to report to play 10 minutes after the match has been scheduled to play. (The Tournament Director may permit a longer delay if circumstances warrant such a decision.)
- 5) **Other Rulings.** The referee may rule on all matters not covered in the AARA Official Rules. However, the referee may be overruled by the Tournament Director.

Rule 1. F. 1) Linespeople

Two linespeople are recommended for all matches from the semifinals on up, subject to availability and subject to the discretion of the tournament officials. The linespeople shall be selected by the officials and situated as designated by the officials. If any player objects to the selection of a linesperson before the match begins, all reasonable effort shall be made to find a replacement acceptable to the officials and players. If a player or team objects to a linesperson after the match begins, replacement shall be under the discretion of the referee and officials.

Rule 1. F. 2) Linespeople

Linespeople are designated in order to help decide appealed rulings. Two linespeople will be designated by the referee and shall, at the referee's signal, either agree or disagree with the referee's ruling. The signal by a linesperson to show agreement with the referee is "thumbs up". The signal to show disagreement is "thumbs down." The signal for no opinion is "open palm down."

If both linespeople signal no opinion, the referee's call stands. If both linespeople disagree with the referee, the referee must reverse the ruling. If one linesperson agrees and one disagrees or has no opinion, the referee's call shall stand. If one linesperson disagrees and one has no opinion, rally or serve shall be replayed. Any replays will result in two serves with the exception of appeals on the second serve itself.

Rule 1. G. Appeals

In any match using line judges a player or team may appeal only the following calls or non-calls by the referee: killshots and skip balls; fault serves; out serves; double-bounce pickups; receiving line violations; rule interpretations.

The appeal must be directed to the referee, who then will request opinions simultaneously from the two line judges. Any appeal made directly to line judges by a player or team or made after an excessive demonstration or complaint by the player(s) will be considered void and any appeal rights for that side for that particular rally will be forfeited.

- 1) **Kill Shot Appeals.** If the referee makes a call of "good" on a kill shot attempt which ends a particular rally, the loser of the rally may appeal the call. If the appeal is successful and the referee's original call reversed, the side which originally lost the rally is declared the winner of the rally. If the referee makes the call of "bad" or "skip" on a kill shot attempt, the rally has ended and the side against whom the call was made has the right to appeal the call if they felt the shot was good. If the appeal is successful and the referee's original call reversed, the referee must then decide if the shot could have been returned had play continued. If the shot could have been or was (returned), the rally shall be replayed. If the shot was a kill or pass that the opponent could not have retrieved (in the referee's opinion), the side which originally lost the rally is declared the winner of the rally. The referee's judgment in this matter is final. Any rally replayed shall afford the server two serves.
- 2) **Fault Serve Appeals.** If the referee makes a call of "fault" on a serve, the server may appeal the call. If the appeal is successful, the server is entitled to replay the serve. If the served ball was considered by the referee to be an ace, then a point shall be awarded to the server. If the referee makes "no call" on a serve (therefore indicating that the serve was "good"), either side may appeal, then the situation reverts to the point of service with the call becoming fault.

If it was a first service, one more serve is allowed. If the serve was a second serve, then the fault serve would cause an out.

- 3) **Out Serve Appeals.** If the referee makes a call of "out serve" thereby stopping play, the serving side may appeal the call. If the appeal is successful, the referee shall revise the call to the proper call and the service shall be replayed, or a point awarded if the resulting serve was an ace. If the referee makes "no call", or calls a fault serve, and the receiver feels it was an out serve, the receiver may appeal. If the appeal is successful, the serve service results in an out. Note: A safety zone violation by the server is an out serve.
- 4) **Double-Bounce Pickup Appeals.** If the referee makes a call of "two bounces", thereby stopping play, the side against whom the call was made has the right of appeal. If the appeal is upheld, the rally is replayed or the referee may award the rally to the hitter if the resulting shot could not have been retrieved by the opponent (and providing the referee's call did not cause the opponent to hesitate or stop play). If the referee makes "no call" on a particular play, indicating thereby that the player hit the ball before the second bounce, the opponent has a right to appeal at the end of the rally. However, since the ball is in play, the side wishing to appeal must clearly motion to the referee and linespeople by raising their non-racquet hand, thereby alerting the officials as to the exact shot which is being appealed. At the same time, the player appealing must continue to play. If the appealing player should lose the rally, and the appeal is upheld, the player who appealed then becomes the winner of the rally. All rallies replayed as the result of a double bounce pickup appeal shall result in the server getting two serves.
- 5) **Receiving Line (Encroachment) Violation Appeals.** If the referee makes a call of encroachment thereby stopping the play, the receiving side may appeal the call. If the appeal is successful, the service shall be replayed. If the referee makes no call and the server feels there was encroachment, the server may appeal. If the appeal is successful the service results in a point. (For safety zone violation by server or doubles partner, see 1. G. 3).
- 6) **Rules Interpretations.** If a player feels that the referee has interpreted the rules incorrectly, the player may require the referee or Tournament Director to show him the applicable rule in the rule book.

Rule 2. SERVE

Rule 2. A. Order

The player or side winning the toss becomes the first server and starts the first game. The loser of the toss will serve first in the second game. The player or team scoring the most total points in games one and two shall serve first in the tiebreaker. In the event that both players or teams score an equal number of points in the first two games, another coin toss shall determine the server in the tiebreaker.

RULE 2. B. Start

The serve is started from any place within the service zone. No part of either foot may extend beyond either line of the service zone. Stepping on, but not over the line is permitted. The server must remain in the service zone from the moment the service motion begins until the served ball passes the short line. Violations are called "Foot Faults." The server may not start any service motion until the referee has called the score or the second serve.

Rule 2. C. Manner

Once the service motion begins the ball is dropped or thrown to the floor while standing within the confines of the service zone and, on the first bounce is struck by the racquet so that the ball hits the front wall first and on rebound hits the floor behind the back edge of the short line, either with or without touching one of the side walls. A balk serve or fake swing at the ball shall be deemed an infraction and be judged an out serve.

Rule 2. D. Readiness

Serves shall not be made until the receiving side is ready and the referee has called the score. The referee shall call the score as both serve and receiver prepare to return to their respective position, shortly after the previous point has ended.

Rule 2. E. Delays

Delays on the part of the server or receiver exceeding 10 seconds shall result in an out or point against the offender:

- 1) The 10-second rule is applicable to the server and receiver simultaneously. Collectively, they are allowed up to 10 seconds, after the score is called, to serve or be ready to receive. It is the

server's responsibility to look and be certain the receiver is ready. If the receiver is not ready, he must signal so by raising his racquet above his head or completely turning his back to the server. (These are the only two acceptable signals.)

- 2) If the server serves the ball while the receiver is signaling "not ready", the serve shall go over with no penalty and the server shall be warned by the referee to check the receiver. If the server continues to serve without checking the receiver, the referee may award a technical for delay of the game.
- 3) After the score is called, if the server looks at the receiver and the receiver is not signaling "not ready", the server may then serve. If the receiver attempts to signal "not ready" after that point, such signal shall not be acknowledged and the serve becomes legal.

Rule 3. SERVE IN DOUBLES

Rule 3. A. Server

At the beginning of each game in doubles, each side shall inform the referee of the order of service which shall be followed throughout the game. When the first server is out the first time up, the side is out. Thereafter both players on each side shall serve until each receive a handout.

Rule 3. B. Partner's Position

On each serve, the server's partner shall stand erect with back to the sidewall and with both feet on the floor within the service box from the moment the server begins his service motion until the served ball passes the short line. Violations are called "foot faults."

Rule 4. DEFECTIVE SERVES

Defective serves are of three types resulting in penalties as follows:

Rule 4. A. Dead Ball Serve

A dead ball serve results in no penalty and the server is given another serve (without canceling a prior illegal serve.)

Rule 4. B. Fault Serve

Two fault serves result in a handout.

Rule 4. C. Out Serve

An out serve results in a handout.

Rule 5. DEAD BALL SERVES

Dead ball serves do not cancel any previous illegal server. They occur when an otherwise legal serve:

Rule 5. A. Hits Partner

Hits the server's partner on the fly on the rebound from the front wall while the server's partner is in the service box. Any serve that touches the floor before hitting the partner in the box is short;

Rule 5. B. Screen Balls

Passes so close to the server or server's partner as to obstruct the view of the returning side. Any serve passing behind the server's partner and the side wall is an automatic screen;

Rule 5. C. Court Hinders

Hits any part of the court that under local rules is a dead ball;

Rule 5. D. Broken Ball

If the ball is determined to have broken on the serve, a new ball shall be substituted and the serve shall be replayed (not canceling any prior fault serve).

Rule 6. FAULT SERVES

The following serves are faults and any two in succession result in an out:

Rule 6. A. Foot Faults

A foot fault results when:

- 1) The server does not begin the service motion with both feet in the service zone;
- 2) The server steps over the front service line before the served ball passes the short line;
- 3) In doubles, the server's partner is not in the service box with both feet on the floor and back to the wall from the time the server begins the service motion until the ball passes the short line. If the server, or doubles partner, enters into the safety zone before the served ball passes the short line, it shall result in the loss of serve.

Rule 6. B. Short Service

A short serve is any served ball that first hits the front wall and on the rebound hits the floor on or in front of the short line (with or without touching a side wall);

Rule 6. C. Three-Wall Serve

Any served ball that first hits the front wall and on the rebound hits the two side walls on the fly;

Rule 6. D. Ceiling Serve

Any served ball that first hits the front wall and then touches the ceiling (with or without touching a side wall);

Rule 6. E. Long Serve

Any served ball that first hits the front wall and rebounds to the back wall before touching the floor (with or without touching a side wall);

Rule 6. F. Out-Of-Court Serve

Any served ball that first hits the front wall and, before striking the floor, goes out of the court.

Rule 7. OUT SERVES

Any of the following serves results in an out:

Rule 7. A. Failure of Server

Failure of server to put the ball into play within 10 seconds of the calling of the score by the referee;

Rule 7. B. Missed Ball

Any attempt to strike the ball that results in a total miss or in touching any part of the server's body;

Rule 7. C. Non-Front Serve

Any served ball that does not strike the front wall first;

Rule 7. D. Touched Serve

Any served ball that on the rebound from the front wall touches the server (or server's racquet) or any ball intentionally stopped or caught by the server or server's partner;

Rule 7. E. Crotch Serve

If the served ball hits the crotch of the front wall and floor, front wall and side wall, or front wall and ceiling, it is considered "no good" and is an out serve. A serve into the crotch of the back wall and the floor is good and in play. A served ball hitting the crotch of the side wall and floor (as in a "z" serve) beyond the short line is "good" and in play.

Rule 7. F. Illegal Hit

Any illegal hit (contacting the ball twice, carries, or hitting the ball with the handle of the racquet or part of the body or uniform) results in an out serve;

Rule 7. G. Fake or Balk Serve

Such a serve is defined as a non-continuous movement of the racquet towards the ball as the server drops the ball for the purpose of serving and results in an out serve;

Rule 7. H. Out-Of-Order Serve

In doubles, if it is discovered that the second server served first (and is still serving), the penalty shall be that the first server loses his serve. The second server may finish the inning and all points scored will count. If while the first server is serving it is discovered that the second server served first, the penalty shall be an immediate side out. All points served will count. If it is discovered that the first server served, the second server served, and the first server is serving again, the penalty shall be assessment of a technical and all points scored during the first server's extra inning shall be subtracted from their team;

Rule 7. I. Safety Zone Violation

If the server, or doubles partner, enters into the safety zone before the served ball passes the short line, it shall result in the loss of serve.

RULE 8. RETURN OF SERVE

Rule 8. A. Receiving Position

- 1) The receiver may not enter the safety zone until the ball bounces.
- 2) On the fly return attempt, the receiver may not strike the ball until the ball breaks the plane of

the receiving (5-foot) line. The follow-through may carry the receiver or his racquet past the receiving line.

- 3) Neither the receiver nor his racquet may break the plane of the short line during the service return.

Any violation by the receiver results in a point for the server.

Rule 8. B. Defective Serve

The receiving side shall not catch or touch a defectively served ball until a call by the referee has been made or it has touched the floor for the second time;

Rule 8. C. Legal Return

After the ball is legally served, one of the players on the receiving side must strike the ball with the racquet either on the fly or after the first bounce and before the ball touches the floor the second time to return the ball to the front wall, either directly or after touching one or both side walls, the back wall or the ceiling, or any combination of those surfaces. A returned ball may not touch the floor before touching the front wall;

Rule 8. D. Failure To Return

The failure to return a serve results in a point for the server.

RULE 9. CHANGES OF SERVE

Rule 9. A. Outs

A server is entitled to continue serving until:

- 1) **Out Serve.** The player commits an out serve as per rule 7;
- 2) Player commits two fault serves in succession as per rule 6;
- 3) **Hits Partner.** Player hits their partner with an attempted return;
- 4) **Return Failure.** Player or partner fails to hit the ball on one bounce or fails to return the ball to the front wall on a fly (with or without hitting any combination of walls and ceiling);
- 5) **Avoidable Hinder.** Player or partner commits an avoidable hinder as per rule 12.

Rule 9. B. Side out

22 In singles, a single handout or out, equals a side out and retires the server. In doubles, a single han-

dout equals a side out on the first service of each game; thereafter, two handouts equal a side out and thereby retires the serving team.

Rule 9. C. Effect

When the server, or the serving team, receives a side out, the server(s) become(s) the receiver(s) and the receiver(s) become(s) the server(s).

RULE 10. RALLIES

Each legal return after the serve is called a rally. Play during rallies shall be according to the following rules:

Rule 10. A. Legal Hits

Only the head of the racquet may be used at any time to return the ball. The racquet may be held in one or both hands. Switching hands to hit a ball, touching the ball with any part of the body or uniform, or removing the wrist thong result in loss of the rally;

Rule 10. B. One Touch

In attempting returns, the ball may be touched or struck only once by a player or team or the result is a loss of rally. The ball may not be "carried." (A carried ball is one which rests on the racquet in such a way that the effect is more of a "sling" or "throw" than a hit.)

Rule 10. C. Failure to Return

Any of the following constitutes a failure to make a legal return during a rally:

- 1) The ball bounces on the floor more than once before being hit;
- 2) The ball does not reach the front wall on the fly;
- 3) The ball caroms off a player's racquet into a gallery or wall opening without first hitting the front wall;
- 4) A ball which obviously did not have the velocity or direction to hit the front wall strikes another player on the court;
- 5) A ball struck by one player on a team hits that player's partner, or a player is struck by a ball which was previously hit by that player, or partner;
- 6) An avoidable hinder as per rule 12 is committed.

Racquetball appeals to all ages and both sexes. It has a bright future, and we at DP are proud of our racquetball involvement at all levels.

We are convinced that with the leadership provided by the AARA, "our sport" will continue to grow and attract more players in the years to come. Our support of the AARA and our commitment to racquetball, especially at the amateur level, will remain total and firm, as we look forward to many years of fun and excitement from racquetball.



Cal James

Cal James, President
Diversified Products
Corporation



DP


Fit for Life

Diversified Products

Opelika, Alabama
Compton, California

DP


DEMOLITION EXPERTS



Demolish your opponent's game with the newest, most advanced racquet in the game—the DP Boron Graphite.

The unique combination of light but powerful boron and durable graphite results in a supremely efficient frame with little vibration. Boron fibers provide increased strength in the areas of greatest stress, and the sunburst string pattern maximizes racquet performance.

The DP Boron Graphite. To demolish, to crush, to kill...To win.

DP[®]
Fit for Life 

Diversified Products
Opelika, Alabama
Compton, California

Rule 10. D. Effect

Violations of Rule 10.A.,B., and C. result in a loss of rally. If the serving player or team loses the rally, it is an "out" (handout or side out). If the receiver(s) loses the rally, it results in a point for the server(s).

Rule 10. E. Return Attempts

- 1) In singles, if a player swings at, but misses the ball, the player may continue to attempt to return the ball until it touches the floor for the second time.
- 2) In doubles, if one player swings at, but misses the ball, both partners may make further attempts to return the ball until it touches the floor the second time. Both partners on a side are entitled to return the ball.

Rule 10. F. Out-Of-Court Ball

- 1) **After Return.** Any ball returned to the front wall which on the rebound or the first bounce goes into the gallery or through any opening in a sidewall shall be declared dead and the server shall receive two serves.
- 2) **No Return.** Any ball not returned to the front wall, but which caroms off a player's racquet into the gallery or into any opening in a sidewall either with or without touching the ceiling, side, or back wall, shall be an out or point against the player(s) failing to make the return.

Rule 10. H. Broken Ball

If there is any suspicion that a ball has broken on the serve, or during a rally, play shall continue until the end of the rally. The referee or any player may request the ball be examined. If the referee decides the ball is broken, a new ball shall be put into play and the server given two serves. The only proper way to check for a broken ball is to squeeze it by hand. (Checking the ball by striking it with a racquet will not be considered a valid check and shall work to the disadvantage of the player or team which struck the ball after the rally.)

Rule 10. I. Play Stoppage

If a player loses a shoe or other equipment, or foreign objects enter the court, or any outside interference occurs, the referee shall stop the play if such occurrence interferes with ensuing play or player's safety.

Rule 10. J. Replays

Any rallies which are replayed for any reason without the awarding of a point or side out shall result in any previous faults being canceled and the server awarded two serves.

RULE 11. DEAD BALL HINDERS

Dead ball hinders result in the rally being replayed without penalty and the server receiving two serves.

Rule 11. A. Situations

- 1) **Court hinders.** A ball that hits any part of the court which has been designated is a court hinder, or any ball that takes an irregular bounce off a rough or irregular surface in such a manner as the referee determines that said irregular bounce affected the rally.
- 2) **Hitting opponent.** Any returned ball that touches an opponent on the fly before it returns to the front wall. The player that has been hit or "nicked" by the ball may make this call, but it must be made immediately and acknowledged by the referee. Any ball which hits an opponent that obviously did not have the velocity or direction to reach the front wall shall not result in a hinder (and shall cause the player or team that hit the ball to lose the rally).
- 3) **Body Contact.** If body contact occurs which the referee believes was sufficient to stop the rally, either for the purpose of preventing injury by further contact or because the contact prevented a player from being able to make a reasonable return, the referee shall award a hinder. Body contact, particularly on the follow-through, is not necessarily a hinder.
- 4) **Screen Ball.** Any ball rebounding from the front wall close to the body of a player on the side which just returned the ball which interferes with or prevents the returning player or side from seeing the ball;
- 5) **Backswing Hinder.** Any body contact either on the backswing or en route to or just prior to returning the ball which impairs the hitter's ability to take a reasonable swing. This call may be made by the player attempting to return if it is made immediately and it is subject to acceptance and approval of the referee. Note: The interference may be construed as an avoidable hinder (See Rule 12. E.);
- 6) **Safety Holdup.** Any player about to execute a return who believes they are likely to strike their opponent with the ball or racquet may immediately stop play and request a dead ball

hinder. This call must be made immediately and is subject to acceptance and approval of the referee. (The referee will grant a dead ball hinder if he believes the holdup was reasonable and the player would have been able to return the shot, and the referee may also determine to call an avoidable hinder if warranted.);

- 7) **Other Interference.** Any other unintentional interference which prevents an opponent from having a fair chance to see or return the ball. Example: The ball obviously skids after striking a wet spot on the court floor or wall;

Rule 11. B. Effect

A call by the referee of a "hinder" stops the play and voids any situation following (such as the ball hitting the player). The only hinders a player may call are specified in Rules 11A.2), 11A.5), and 11A.6) and are subject to the acceptance of the referee. The effect of a dead ball hinder is that the player who served shall serve again, and shall be awarded two serves;

Rule 11. C. Avoidance

While making an attempt to return the ball, a player is entitled to a fair chance to see and return the ball. It is the responsibility of the side that has just served or returned the ball to move so the receiving side may go straight to the ball and have an unobstructed view of the ball after it leaves the front wall. In the judgment of the referee however, the receiver must make a reasonable effort to move towards the ball and have a reasonable chance to return the ball in order for a hinder to be called.

RULE 12. AVOIDABLE HINDERS (Point Hinder)

An avoidable hinder results in the loss of a rally. An avoidable hinder does not necessarily have to be an "intentional" act and is a result of any of the following:

Rule 12. A. Failure To Move

Does not move sufficiently to allow an opponent a shot;

Rule 12. B. Blocking

Moves into a position effecting a block on the opponent about to return the ball, or in doubles, one partner moves in front of an opponent as the partner of that opponent is returning the ball;

28 Rule.12. C. Moving Into The Ball

Moves in the way and is struck by the ball just played by the opponent;

Rule 12. D. Pushing

Deliberately pushes or shoves opponent during a rally;

Rule 12. E. Restricts Opponent's Swing

Moves, or fails to move, so as to restrict opponent's swing so that the player returning the ball does not have a free, unimpeded swing;

Rule 12. F. Intentional Distractions

Deliberate shouting, stamping of feet, waving of racquet, or any manner of disrupting the player who is hitting the ball;

Rule 12. G. Wetting The Ball

The players, particularly the server, have the responsibility to see that the ball is kept dry at all times. Any wetting of the ball either deliberate or by accident, that is not corrected prior to the beginning of the rally, shall result in an avoidable hinder.

RULE 13. TIMEOUTS**Rule 13. A. Rest Periods**

Each player or team is entitled to three 30-second timeouts in games to 15 and two 30-second timeouts in games to 11. Timeouts may not be called by either side after service motion has begun. Calling for a timeout when none remain or after service motion has begun, or taking more than 30 seconds in a timeout, will result in the assessment of a technical for delay of game.

Rule 13. B. Injury

If a player is injured during the course of a match as a result of contact with the ball, racquet, opponent, wall, or floor, he shall be granted an injury timeout. An injured player shall not be allowed more than a total of 15 minutes of rest during the match. If the injured player is not able to resume play after total rest of 15 minutes, the match shall be awarded to the opponent(s). Muscle cramps and pulls, fatigue, and other ailments that are not caused by direct contact on the court will not be considered an injury.

Rule 13. C. Equipment Timeouts

Players are expected to keep all clothing and equipment in good, playable condition and are expect-

ed to use regular timeouts and time between games for adjustment and replacement of equipment. If a player or team is out of timeouts and the referee determines that an equipment change or adjustment is necessary for fair and safe continuation of the match, the referee may award an equipment timeout not to exceed two minutes.

Rule 13. D. Between Games

A five-minute rest period is allowed between all games of a match.

Rule 13. E. Postponed Games

Any games postponed by referees shall be resumed with the same score as when postponed.

RULE 14. TECHNICALS

Rule 14. A. Technical Fouls

The referee is empowered to deduct one point from a player's or team's score when, in the referee's sole judgment, the player is being overtly and deliberately abusive. The actual invoking of this penalty is called a "Referee's Technical." If after the technical is called against the abusing player, and the play is not immediately continued, the referee is empowered to forfeit the match in favor of the abusing player's opponent(s). Some examples of actions which may result in technicals are:

- 1) Profanity. Profanity is an automatic technical and should be invoked by the referee whenever it occurs;
- 2) Excessive Arguing;
- 3) Threat of any nature to opponent(s) or referee;
- 4) Excessive or hard striking of the ball between rallies;
- 5) Slamming of the racquet against walls or floor, slamming the door, or any action which might result in injury to the court or other player(s);
- 6) Delay of game, either in the form of taking too much time during timeouts and between games, in drying the court, in excessive questioning of the referee on the rules, or in excessive or unnecessary appeals;
- 7) International front line foot faults to negate a bad lob serve;
- 8) Anything considered to be unsportsmanlike behavior.

Rule 14. B. Technical Warning

If a player's behavior is not so severe as to warrant a referee's technical, a technical warning may be issued without point deduction.

Rule 14. C. Effect

If a referee issues a Technical Warning, it shall not result in a loss of rally or point and shall be accompanied by a brief explanation of the reason for the warning. If a referee issues a referee's technical, one point shall be removed from the offender's score. The awarding of the technical shall have no effect on service changes or side outs. If the technical occurs either between games or when the offender has no points, the result will be that the offender's score will revert to a minus (-1).

RULE 15. PROFESSIONAL

A professional shall be defined as any player (male, female, or junior) who has accepted prize money regardless of the amount in any PRO SANCTIONED tournament (WPRA, RMA) or any other association so deemed by the AARA Board of Directors.

- 1) A player may **participate** in a PRO SANCTIONED tournament which awards cash prizes but will not be considered a professional if NO prize money is accepted.
- 2) The acceptance by a player of merchandise or travel expenses shall not be considered as prize money, and thus does not jeopardize a player's amateur status.

RULE 16. RETURN TO AMATEUR STATUS

Any player who has been classified as a professional (see Rule 15) can recover amateur status by requesting, in writing, this desire to be reclassified as an amateur. This application shall be tendered to the Executive Director of the American Amateur Racquetball Association (AARA), or his designated representative, and shall become effective immediately as long as the player making application for reinstatement of amateur status has received no money in any pro sanctioned tournament, as defined in Rule 15 for the past 12 months.

RULE 17. AGE GROUP DIVISIONS

Age is determined as of the first day of the tournament:

MEN'S AGE DIVISIONS

Open — All players other than Pro
Junior Veterans Open — 19+
Junior Veterans Open — 25+
Veterans Open — 30+
Seniors — 35+
Veteran Seniors — 40+
Masters — 45+
Veteran Masters — 50+
Golden Masters — 55+
Seniors Golden Masters — 60+
Veteran Golden Masters — 65+
Advanced Golden Masters — 70+

OTHER DIVISIONS

Mixed Doubles
Disabled

JUNIOR DIVISIONS

Age determined as of January 1st of each calendar year.

JUNIOR BOYS

18 & under
16 & under
14 & under
12 & under
10 & under
8 & under (no-bounce)
Doubles Team - ages apply as above

WOMEN'S AGE DIVISIONS:

Open — All players other than Pro
Junior Veterans Open — 19+
Junior Veterans Open — 25+
Veterans Open — 30+
Seniors — 35+
Veteran Seniors — 40+
Masters — 45+
Veteran Masters — 50+
Golden Masters — 55+
Seniors Golden Masters — 60+
Veteran Golden Masters — 65+
Advanced Golden Masters — 70+

JUNIOR GIRLS

18 & under
16 & under
14 & under
12 & under
10 & under
8 & under (no-bounce)

SCORING — All matches in Junior divisions will be the best of two games to 15 points, win by 1

point. If a tiebreaker (third game) is necessary, the game is played to 15 points win by two points up to 21 points win by 1 point.

Junior Players should abide by all AARA rules with the following exceptions:

Rule 17. A. Eye Protection

Eye protection must be worn in all AARA junior sanctioned events.

Rule 17. B. Timeouts

Three in each game.

4 — TOURNAMENTS

RULE 18. DRAWS

- a) If possible, all draws shall be made at least two days before the tournament commences. The seeding method of drawing shall be approved by the American Amateur Racquetball Association (AARA).
- b) The draw and seeding committee shall be chaired by the AARA's Executive Director, National Commissioner, and the host Tournament Director. No other persons shall participate in the draw or seeding unless at the invitation of the draw and seeding committee.
- c) In local, state, and regional tournaments the draw shall be the responsibility of the tournament chairperson. In regional play the tournament chairperson should work in coordination with the AARA Regional Commissioner at the tournament.

RULE 19. SCHEDULING

- a) **Preliminary Matches.** If one or more contestants are entered in both singles and doubles, they may be required to play both singles and doubles on the same day or night with little rest between matches. This is a risk assumed on entering both singles and doubles events. If possible, the schedule should provide at least one hour rest period between matches.
- b) **Final Matches.** Where one or more players has reached the finals in both singles and doubles, it is recommended that the doubles match be played on the day preceding the singles. This would assure more rest between the final matches. If both final matches must be played

on the same day or night, the following procedure is recommended:

- 1) The singles match be played first.
- 2) A rest period of not less than one hour be allowed between the finals in singles and doubles.

RULE 20. NOTICE OF MATCHES

After the first round of matches, it is the responsibility of each player to check the posted schedules to determine the time and place of each subsequent match. If any change is made in the schedule after posting, it shall be the duty of the committee or chairperson to notify the players of the change.

RULE 21. THIRD PLACE

Players are not required to play off for 3rd place or 4th place. However, for point standings, if one semifinalist wants to play off for third and the other semifinalist does not, the one willing to play shall be awarded third place. If both semifinalists do not wish to play off for 3rd and 4th positions, then the points shall be awarded evenly.

RULE 22. AARA REGIONAL TOURNAMENTS

AARA Regional Tournaments — The United States and Europe are divided into a combined total of 16 regions.

- a) A player may compete in only one regional tournament per year.
- b) The defined area of eligibility for a person's region is that of their permanent residence. Players are encouraged to participate in their own region; however, for the purpose of convenience they may participate outside their region.
- c) A player can participate in only two events in a regional tournament.
- d) Awards and remuneration to the AARA National Championships will be posted on the entry blank.

RULE 23. TOURNAMENT MANAGEMENT

In all AARA sanctioned tournaments the tournament director and/or the National AARA official in attendance may decide on a change of court after the completion of any tournament game if such a change will accommodate better spectator conditions.

RULE 24. TOURNAMENT CONDUCT

In all AARA sanctioned tournaments, the referee is empowered to default a match if an individual player (or team) conducts him/herself (itself) to the detriment of the tournament and the game.

RULE 25. AARA ELIGIBILITY

Any paid-up AARA member in good standing, who has not been classified as a professional (see Rule 4.14) may compete in any AARA sanctioned tournament.

RULE 26. AARA NATIONAL CHAMPIONSHIP

The National Singles and National Doubles were separated and will be played on different weekends. There will be a consolation round in all divisions.

a) **Qualifying Singles.** A player may have to qualify at one of the 16 regional tournaments.

AARA REGIONS

Region 1 — Maine, New Hampshire, Vermont, Massachusetts, Rhode Island, Connecticut

Region 2 — New York, New Jersey

Region 3 — Pennsylvania, Maryland, Virginia, Delaware, District of Columbia

Region 4 — Florida, Georgia, North Carolina, South Carolina

Region 5 — Alabama, Mississippi, Tennessee

Region 6 — Arkansas, Kansas, Missouri, Oklahoma

Region 7 — Texas, Louisiana

Region 8 — Wisconsin, Iowa, Illinois

Region 9 — West Virginia, Ohio, Michigan

Region 10 — Indiana, Kentucky

Region 11 — North Dakota, South Dakota, Minnesota, Nebraska

Region 12 — Arizona, New Mexico, Utah, Colorado

Region 13 — Wyoming, Montana

Region 14 — Nevada, California, Hawaii

Region 15 — Washington, Idaho, Oregon, Alaska

Region 16 — Americans in Europe

1) The National Ratings Committee may handle the rating of each region and determine how 35

many players shall qualify from each regional tournament.

- 2) All National finalists in each division may be exempt from qualifying for the same division the following year.
 - 3) There may be a tournament one day ahead of the National Tournament at the same site to qualify 8 players in each division who were unable to qualify or who failed to qualify in the Regionals.
 - 4) This rule is in force only when a division is obviously over subscribed.
- b) **Qualifying Doubles.** There will be no regional qualifying for doubles.

RULE 27. INTERCOLLEGIATE TOURNAMENT

It will be conducted at a separate date and location.

5 — ONE-WALL AND THREE-WALL RULES

RULE 28. ONE-WALL AND THREE-WALL RULES

Basically racquetball rules for one-wall, three-wall and four-wall are the same with the following exception:

One Wall. Court size — wall shall be 20' in width and 16' high, floor 20' in width and 34' from the wall to the back edge of the long line. There should be a minimum of three feet beyond the long line and six feet outside each side line and behind the long line to permit movement area for the players.

Short Line. Back edge 16' from the wall.

Service Markers. Lines at least 6 inches long parallel to and midway between the long and short lines, extending in from the side lines. The imaginary extension and joining of these lines indicates the service line. Lines are 1½ inches in width.

Service Zone. Floor area inside and including the short side and service lines.

Receiving Zone. Floor area in back of short line bounded by and including the long and side lines.

Three-Wall Serve. A serve that goes beyond the sidewalls on the fly is considered "long". A serve that goes beyond the long line on a fly, but within the sidewalls is the same as "short"

Court Size, short side wall. 20' in width and 20' in height and 20' in length. Side wall shall extend back on either side from the front wall parallel 20' along the sidewall markers. Side wall may ex-

tend back 20' at the front wall and taper down to 12' at the end of the sidewall. All other markings are the same as the four wall.

Court Size, long side wall. 20' in width and 20' in height and 40' in length. Side wall shall extend back on either side 40'. The sidewall may, but is not restricted to tapering from 20' of height at the front wall down to 12' at the 40' marker. All lines are the same as in four-wall racquetball.

6 — RULES FOR 8 & UNDER NO-BOUNCE

Use AARA Racquetball rules with these modifications:

After a legal serve, the ball may bounce as many times as the receiver wants until he or she swings once to return the ball to the front wall. (In other words, the player gets one swing at the ball to get it back.)

The ball may be hit after the serve or during a rally at any time, but *must* be hit *before* it crosses the *short line* on its way *back* to the front wall.

The receiver can hit the ball before it hits the back wall or may play it off the back wall but cannot cross the short line *after* the ball contacts the back wall.

The only exception to crossing the short line is if the ball is returned to the back wall from the front wall on the fly (without touching the floor) then the receiver may cross the short line and play the ball on the first bounce.

New additions are lines on the front wall (use tape) at 3 feet and 1 foot high. If the ball is hit below the 3 foot and above the 1 foot line during a rally, it has to be returned before it bounces the third time. If the ball hits below the 1 foot line during a rally, it must be played or returned to the front wall before it bounces twice or regulation racquetball. This gives incentive to keep the ball low.

Matches are best of 2 out of 3 games to 11 points.

7 — HOW TO REF WHEN THERE IS NO REF

RULE 1 SAFETY

SAFETY IS THE PRIMARY AND OVERRIDING RESPONSIBILITY OF EVERY PLAYER WHO ENTERS THE COURT.

At *no time* should the physical safety of the participants be compromised. Players are entitled, AND EXPECTED, to hold up their swing, WITHOUT PENALTY, any time they believe there might be a risk of physical contact. Any time a player says he held up to avoid contact, even if he was over-cautious, he is entitled to a hinder (rally replayed without penalty).

RULE 2 SCORE

Since there is no ref, or scorekeeper, it is important to see that there is no misunderstanding in this area, so THE SERVER IS REQUIRED to announce both the server's and receiver's score before EVERY first serve.

RULE 3 DURING RALLIES

During rallies, it is generally the *hitter's* responsibility to make the call — if there is a possibility of a skip ball, double-bounce, or illegal hit, play should continue until the *hitter* makes the call against himself. If the hitter does not make the call against himself and goes on to win the rally, and the player thought that one of the hitter's shots was not good, he may "appeal" to the hitter by pointing out which shot he thought was bad and request the hitter to reconsider. If the hitter is sure of his call, AND the opponent is still sure the hitter is wrong, the rally is replayed. As a matter of etiquette, players are expected to make calls against themselves any time they are not sure. In other words, if a shot is very close as to whether or not it was a good kill or a skip ball, unless the hitter is sure the shot was good, he should call it a skip.

RULE 4 SERVICE

- a) **Fault Serves (Long, Short, Ceiling & Three-Wall).** The Receiver has the primary responsibility to make these calls, and again, he should give the benefit of the doubt to his opponent whenever it is close. The receiver must make his call immediately, and not wait until he hits the ball and has the benefit of seeing how good a shot he can hit. It is not an option play . . . the receiver does not have the right to play a short serve just because he thinks it's a setup.
- b) **Screen Serves.** When there is no referee, a screen serve does not become an option play. When the receiver believes his vision of the ball was sufficiently impaired as to give the server too great an advantage on the serve, the receiver may hold up his swing and call a screen serve, or, if he still feels he can make a good shot at the ball, he can say nothing and continue

playing. He may not call a screen after he attempts to hit the ball. Further, the server may not call a screen under any circumstance . . . he must simply expect to have to play the rally until he hears a call from the receiver. (In doubles, unless the ball goes behind the back of the server's partner, no screens should be called.)

- c) **Others.** Foot faults, 10 second violations, receiving-line violations, service-zone infringement, and other "technical" calls really require a referee. However, if either player believes his opponent is abusing any of these rules, between rallies, he should discuss it with his opponent to be sure there is agreement on what the rule is, and to put each other on notice that the rules should be followed.

RULE 5 HINDERS

Generally, the hinder should work like the screen serve - as an option play for the hindered party. ONLY the person going for the shot can stop play by calling a hinder, and he must do so immediately - not wait until he has the benefit of seeing how good a shot he can hit. If the hindered party believes he can make an effective return in spite of some physical contact or screen that has occurred, he may continue to play. However, as safety is the overriding factor, either party may call a hinder if it is to prevent contact.

RULE 6 AVOIDABLE HINDERS

Since avoidable hinders are usually not intentional, they do occur even in the friendliest matches. When a player turns the wrong way and gets in the way of his opponent's setup, there should be a better way than saying "I'm sorry" to make up for the mistake. Instead of saying "I'm sorry", the player who realizes he made such an error should simply award the rally to his opponent. If a player feels his opponent was guilty of an avoidable, and the player did not call it on himself, the "offended" player should appeal to his opponent by pointing out that he thought it was an avoidable. The player may then call it on himself, or disagree, but the call can only be made on yourself. Often, just pointing out what you think is an avoidable will put the player on notice for future rallies and prevent recurrence.

RULE 7 DISPUTES

If either player, for any reason desires to have a referee, it is considered common courtesy for the other player to go along with the request, and a referee suitable to both sides should be found. If

there is not a referee, and a question about a rule or rule interpretation comes up, seek out the club pro or a more experienced player. Then, after the match, contact your local state racquetball association for the answer.

8 — AARA NATIONAL RULES COMMITTEE

Michael Arnolt
National Rules Commissioner
4145 Meander Bend
Indianapolis, IN 46268
or

Indiana Athletic Club
411 S. Harbour Dr.
Noblesville, IN 46060
317-872-1140 (H)
317-776-0222 (C)

Otto Dietrich
4244 Russet Court
Lilburn, GA 30247
404-972-2303

Mike Dimoff
P.O. Box 10527
Greensboro, NC 27404
919-855-7493 (O)
919-292-2339 (H)

Jim Hiser
301 Lafayette
Flint, MI 48503
313-239-7575 (H)
313-653-9602 (C)

Clint Koble
3007 Watsabaugh
Gillette, WY 82716
307-688-6123

Caryn McKinney
P.O. Box 95563
Atlanta, GA 30347
404-325-2700

Joe Weiss
10606 Creston Dr.
Los Altos, CA 94022
408-736-8413

9 — RULES INDEX — SECTION 3

Appeals		
Double Bounce Pickups	1.G. 4)	
Encroachment (receiving line violation)	1.G. 5)	
Fault Serve	1.G. 2)	
Kill shot	1.G. 1)	
Out Serve	1.G. 3)	
Rule Interpretations	1.G. 6)	
Safety Zone Violation	1.G. 3)	
When to replay	1.F. 2)	
Blocking		12.B.
Body Contact		11.A. 3)
Broken Ball		5.D.
Carry (One Touch)		7.F.
Delay Of Game	2.E. 1), 13.A., 14.A. 6)	
Doubles		
Blocking		12.B.
Handouts		4.B.
Out-Of-Order Serve		7.H.
Partner's Position	3.B., 6.A. 3)	
Return Attempt		10.E. 2)
Serving Sequence		3.A.
Encroachment (Receiving Position)		8.A.
Foot Faults	3.B., 6.A.	
Forfeits (by official)	1.E. 4)	
Hinders - Avoidable (Point Hinder)		
Blocking		12.B.
Failure To Move		12.A.
Impeding Swing		12.E.
Intentional Distractions		12.F.
Moving Into Ball		12.C.
Pushing		12.D.
Safety Holdup	11.A. 6)	
Wetting the Ball		12.G.
Hinders - Deadball		
Backswing		11.A. 5)
Body Contact		11.A. 3)
Court Hinder		11.A. 1)
Hitting Opponent		11.A. 2)
Other Interference		11.A. 7)
Safety Holdup		11.A. 6)
Screen Ball		11.A. 4)
Hitting Opponent with Ball		11.A. 2)
Illegal Hits		7.F.
Line Judges		
Appeals Process & Signals	1.G., 1.F. 2)	
Appointing and Replacing		1.F.
Postponed Game		13.E.
Officials		1.B.
Out-Of-Court Ball		10.F.
Play Stops		10.I.
Profanity		14.A. 1)
Receiving Line Position		8.A.

Referee			
Duties and Responsibilities	1.E.	Screen Serve	5.B., 11.A. 4)
Replacing Referee	1.C.	Service Order — 1st game, 2nd game, & tiebreaker	2.A., 3.A.
Rulings — Not covered	1. E. 5)	Service Position and Manner	2.B., 2.C.
Rule Interpretations	1.G. 6)	Short Serve	6.B.
Safety Holdup	11.A. 6)	Three-Wall Serve	6.C.
Safety Zone Violation	7.I.	Touch Serve	7.D.
Serves and Service		Spectators, Jurisdiction of	1.E. 2)
Ceiling	6.D.	Technical Fouls	
Change of Serve	9.	Delay of Game	13.A., 14.A. 6)
Crotch Serve	7.E.	Injurious Action To Court	14.A. 5)
Deadball Serve	5.	Profanity	14.A. 1)
Doubles	3.A., 7.H.	Striking Ball After Rally	14.A. 4), 14.A. 5)
Fake Serve	7.G.	Unsportsmanlike Conduct	14.A.
Fault Serve	6.	Technical Warning	14.B.
Long Serve	6.E.	Ten-Second Rule	2.E.
Missed Ball Serve	7.B.	Timeouts	
Non-Front Serve	7.C.	Between Games	13.D.
Out-Of-Order Serve	7.H.	During Game	13.A.
Out Serves	2.E., 7.	Equipment Timeout	13.C.
Return of Serve	8.	Injury Timeout	13.B.
Safety Zone Violation	7.I.	Postponed Game	13.E.

RULES INDEX — SECTION 2

Consolation Matches	H. 3)	Uniform	E. 1)
Eye Protection	E. 2)		

10 — AARA Q & A

What is the American Amateur Racquetball Association?

The American Amateur Racquetball Association is a:
member of the United States Olympic Committee,
not-for-profit,
charitable,
educational,
democratic,

players' association founded in 1968. The AARA, by its Constitution, is dedicated to promoting and developing amateur racquetball throughout the United States.

How is the AARA managed?

The AARA has a paid National staff located in Colorado Springs, CO, who report to a 10-member Board of Directors elected by the membership at its yearly meeting. Volunteer AARA organizations are located in each state and are grouped into 16 regions.

When is this yearly meeting?

The general membership meeting is held in conjunction with the AARA's National Singles Championships during Memorial Day weekend in late May. All current members are welcome to attend and participate.

How do you join the AARA?

Membership in the Association is open to anyone by paying yearly dues. From time to time special rates are available at tournaments or in RACQUETBALL IN REVIEW, the official AARA publication.

Where do you join?

Through private court clubs, by participating in an AARA "sanctioned" event, or securing an application from RACQUETBALL IN REVIEW. You can also contact the national office for further information. National Headquarters is located at 815 N. Weber, Suite 203, Colorado Springs, CO 80903.

How is the AARA funded?

Primarily by membership dues — thus making the AARA responsive only to its members.

How are manufacturers involved?

Manufacturers have the opportunity to support the Association through non-exclusive contracts with the AARA, allowing them an equal chance to display their products to our membership.

Why is the AARA the only national association speaking for the amateur?

In April of 1982 the United States Olympic Committee recognized the AARA as the ONLY national governing body of racquetball in the United States.

What does this mean?

Only the national champions of the AARA or the functions of the AARA are recognized in historical record books.

What is "sanctioning"?

AARA sanctioning insures that the event will receive the prestige and prominence that comes with AARA support. All participants in an AARA sanctioned event must be current members of the Association or join before participating in that event. Benefits of "sanctioning" include points awarded to winners down through eighth place for amateur national rankings.

What other benefits are there in sanctioning?

If an event is sanctioned it receives a listing in RACQUETBALL IN REVIEW's calendar of events; support at the state, regional, and national level; as well as manufacturer donations, discounts on shirts and trophies, programs, clinic booklets; national rankings for players and the publishing of results in RACQUETBALL IN REVIEW.

What does sanctioning cost?

NOTHING! We ask only that our rules are followed, that one of our approved ball products is used and that each participant is a current member of the AARA.

How does RACQUETBALL IN REVIEW work with the AARA?

RACQUETBALL IN REVIEW is the official publication of the Association. It is the method of communication between the National Organization and the membership.

How does the AARA support Court Clubs, YMCAs, JCCs, and other racquetball facilities?

The AARA is the only association actively working to promote the development of the grass roots, everyday player — the lifeblood of racquetball.

What programs does the AARA have that develop and advance the sport of racquetball?

- 1) State organizations in all 50 states.
- 2) Junior programs in all 50 states.
- 3) Intercollegiate programs in all 50 states.
- 4) 16 regional organizations throughout the USA.
- 5) High school programs.
- 6) Court club programs.
- 7) Holds over 24 categories of competition for players from ages 10 to 65.
- 8) Represents the USA in the World Games II and World Championships.
- 9) Sanctions 500 events annually.
- 10) National rankings in all categories.
- 11) Regional and National competition in Junior, Intercollegiate, and adult competition.
- 12) Member of the United States Olympic Committee.

How can Court Clubs, YMCAs, JCCs, and other racquetball facilities support the AARA?

By sanctioning their events with the AARA and establishing a working relationship with the Association through attaining new members.

11 — NATIONAL WHEELCHAIR RACQUETBALL ASSOCIATION OFFICIAL RULES OF WHEELCHAIR RACQUETBALL

The following rules are the adaptations of the official rules of the American Amateur Racquetball Association (AARA), which will be in use for wheelchair play. Complete rules may be obtained by writing: AARA, 815 N. Weber, Suite 203, Colorado Springs, CO 80903 or by calling 303-635-5396.

Please use these adapted rules in conjunction with the official rules of AARA:

DEFINITIONS:

1. Where the AARA Rule Book rules refer to server, person, body or other similar variations, for 45

wheelchair play such reference shall include all parts of the wheelchair in addition to the person sitting in it.

2. Where the rules refer to "feet, standing" or other similar variations, for wheelchair play it means where only the rear (large) wheels are located.
3. Where the rules mention body contact, for wheelchair play it shall mean any part of the wheelchair in addition to the player.
4. Where the rules refer to "double bounce" or "after the first bounce", it shall mean three bounces. All variations of the same phrases shall be revised accordingly.

DIVISIONS:

Novice Division: The "Novice Division" is for the beginning player who has never played racquetball or is just learning to play.

Intermediate Division: The "Intermediate Division" is for the player who has played tournaments before or has a skill level to be competitive in the division.

Open Division: The "Open Division" is the highest level of play and is for the advanced player.

Multi-Bounce Division: The "Multi-Bounce Division" is for the individuals (men or women) whose mobility is such that wheelchair racquetball would be impossible if not for the Multi-Bounce Division.

Junior Division: The "Junior Division" is for the player who is eighteen (18) or younger. The Junior Division will have both the two-bounce and multi-bounce rule as determined by the tournament director.

AGES: (8 to 11) * (12 to 15) * (16 to 18)

RULES

Two-Bounce Rule: Two bounces are used in wheelchair racquetball in all divisions *except* the Multi-Bounce Division. The ball may hit the floor twice before being returned.

Out of Chair Rule: The player cannot intentionally jump out of his/her chair to hit or retrieve a ball. Nor can he/she stand up in his/her chair to serve a ball. If a player unintentionally leaves the chair to make a play, to be determined by the referee, no penalty is assessed. Penalty for player who leaves his/her chair voluntarily in attempting to return ball in play shall result in loss of serve or a point awarded to opponent. Warning shall be given to repeat offenders by referee.

Equipment Standards: In order to protect playing surfaces, the tournament officials may not allow a person to participate with black tires or anything which will mark or damage the court.

Start: The serve is started from any place within the service zone. Front casters may extend beyond the short service line, but may not violate front court service line before ball is served. At no time shall the rear wheels be permitted to break either service line until completion of serve.

Maintenance Delay: A "maintenance delay" is a delay in the progress of a match due to a malfunction of a wheelchair, prosthesis, or assistive device. Such delay must be requested by the player, granted by the referee during the match, and shall not exceed five (5) minutes. Only two such delays may be granted for each player for each match. If, after using both maintenance delays he/she has the following options:

1. Continue play with the defective equipment.
2. Immediately substitute for replacement of equipment.
3. Postponement of game, with the approval of the referee and opponent.

DEAD BALL HINDERS: Hitting Opponent: Any returned ball that touches an opponent or an opponent's wheelchair on the fly before it returns to the front wall (Refer to Rule 11A. 2).

Back Swing Hinder: Any body or wheelchair contact either on the back swing or enroute to or just prior to returning the ball which impairs the hitter's ability to take a reasonable swing (Refer to Rule 11A. 5).

MULTI-BOUNCE RULES:

The ball may bounce as many times as the receiver wants until he/she swings once to return the ball to the front wall.

The ball must be hit before it crosses the short line on its way back to the front wall.

The receiver cannot cross the short line after the ball contacts the back wall.

Jim Leatherman
Wheelchair Commissioner



PROVEN.

penn[®]
Racquetball

PENN ATHLETIC PRODUCTS COMPANY
Monroeville, PA 15146