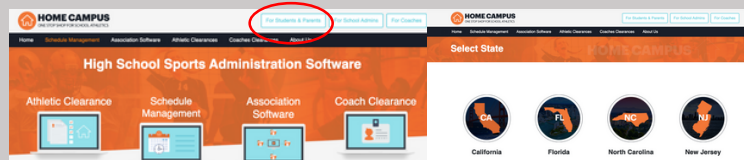


# ONLINE ATHLETIC CLEARANCE

1

**VISIT [HOMECAMPUS.COM](https://homecampus.com)  
CLICK FOR PARENTS & STUDENTS  
SELECT STATE**



**Return Users**

Log into existing account used in previous School Year.

**New Users**

Create an account. Please register with a valid PARENT/GUARDIAN email address as the username and generate a password.

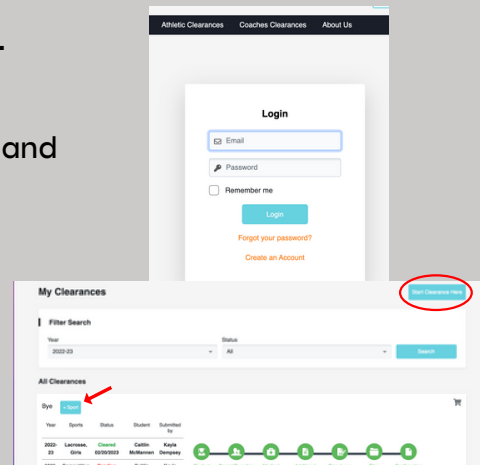
2

**SELECT START CLEARANCE HERE**

Type in School & Confirm School Address  
Select Year  
Add Sports

Participating in multiple sports? Use Add New Sport button.

Need to add a Sport to an existing application? Click + Sport button and verify application data.



3

**COMPLETE ALL REQUIRED FIELDS**

Student Information, Parent/Guardian Information, Medical History, Signature Forms, and upload any File(s).

**Student Info & Parent Guardian Info**

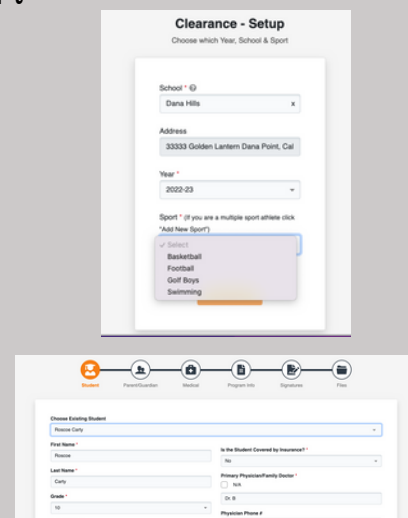
Type in Student & Parent/Guardian Information. This information will be saved for future clearances. Utilize the drop down menu to autofill information for subsequent clearances.

**Signatures**

Sign required documents by typing in an EXACT match of what is on the Student & Parent/Guardian page.

**Files**

Drag & drop or browse from your computer to add a file. Select Choose Existing File to search for a previously uploaded file.

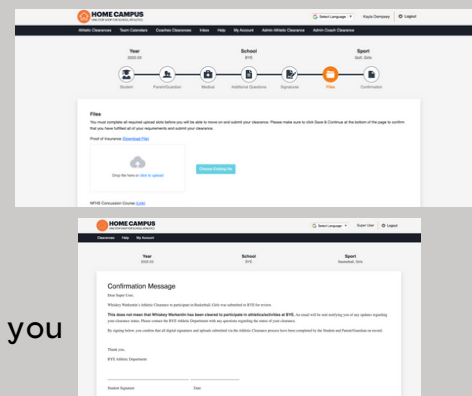


**CLICK  
SUBMIT COMPLETED  
APPLICATION**

4

**CONFIRMATION MESSAGE**

Your clearance is ready for review by your school once you have reached the **CONFIRMATION MESSAGE** page.



**THE STUDENT IS NOT CLEARED YET!**

**THE SCHOOL MUST REVIEW AND CLEAR THE STUDENT. AN EMAIL NOTIFICATION WILL BE SENT ONCE THE SCHOOL HAS REVIEWED AND CLEARED THE STUDENT FOR PARTICIPATION.**

**CONTACT HOME CAMPUS**

**[SUPPORT@HOMECAMPUS.COM](mailto:SUPPORT@HOMECAMPUS.COM)**

**[ATHLETIC CLEARANCE HELP ARTICLES](#)**

**QUESTIONS?**

**USE THE HELP ICON AT THE BOTTOM  
RIGHT SCREEN FOR ASSISTANCE!**

**Help**