

# H&S Manufacturing

## Sugar Beet Cart 24, 30, 35 and 44 Ton




"Head and Shoulders above the rest."




**1-800-769-2767**

32506 430th Street NW, Stephen, MN 56757  
Phone: 218-478-2229 Fax: 218-478-3683

[www.hsmfginc.com](http://www.hsmfginc.com)











- A. Hydraulic Driven Chain Bed
- B. Hydraulic Release Safety Valve
- C. Bottom Chain Tightener
- D. 5/8 x 39 x 2.37 Bed Chain
- E. H.D. Hubs with 22mm Stud Bolt
- F. 900/60Rx32 Bar Grip Tires
- \*1050/50Rx32 Bar Grip Tires
- \*Trailed Tracks System

- G. H.D. 10x4 Frame
- H. Wide 1/2x42x2.00 Dodged Elevator Hook Chain Std.
- \*Optional Belted Chain
  - 42" Boom / 1/2 x 42 x 50mm
  - 52" Boom / 1/2 x 52 x 50mm
  - 64" Boom / 1/2 x 64 x 50mm
- I. \*Plastic Side Wall
- J. Front Access Door
- K. Inside Boom Chain Tightener



- L. Boom Chute
- M. Work Lights
- N. Water Outlet
- O. Truck Guide
- P. \*300 Gallon Water Kit with Hyd. Pump
- Q. \*Bottom Fill
- R. Rear Access Door

\*Optional