


AERATOR
/ MIXERS



AER-SB(L)

HIGH-SPEED, DIRECT DRIVE SUBMERSIBLE AERATOR



FIXED SUBMERSIBLE
AERATOR L=LONG
AIR DISTRIBUTION
CHANNELS OPTIONAL



MAIN CHARACTERISTICS


As a floor mounted submersible aerator with intensive mixing action, it is ideal for deep tanks, existing pocket ASPs with moderate to high sludge concentrations and will re-suspend of settled sludge



AER-SB (3D Cutout)



AER-SB_L (3D Cutout)



ADVANTAGES

IDEAL FOR EXISTING ACTIVATED-SLUDGE PROCESSES

IDEAL FOR AEROBIC DIGESTION PROCESSES

ALSO IDEAL FOR DEEP TANKS WITH HIGH MLSS

SELF-ASPIRATING

INTENSIVE LOW ENERGY TO VOLUME MIXING


LOW NOISE

SIMPLE INSTALLATION + REMOVAL

CAN BE INSTALLED WITHOUT DRAINING THE TANK OR STOPPING THE PROCESS

COMPONENTS

- 1.1 - 110kW, 4-Pole Speed, Direct Drive Motors
- Standard or Extended length channel options.
- Independent Air Intake tubes
- AISI 304/316 or special SS



OPTIONS

Available with or without air distribution channels and is self-aspirating with optional hardened impeller and inlets for heavy duty applications



A STEP AHEAD IN WATER TECHNOLOGY

sfa-enviro.com

 [@sfa_enviro](https://twitter.com/sfa_enviro)

