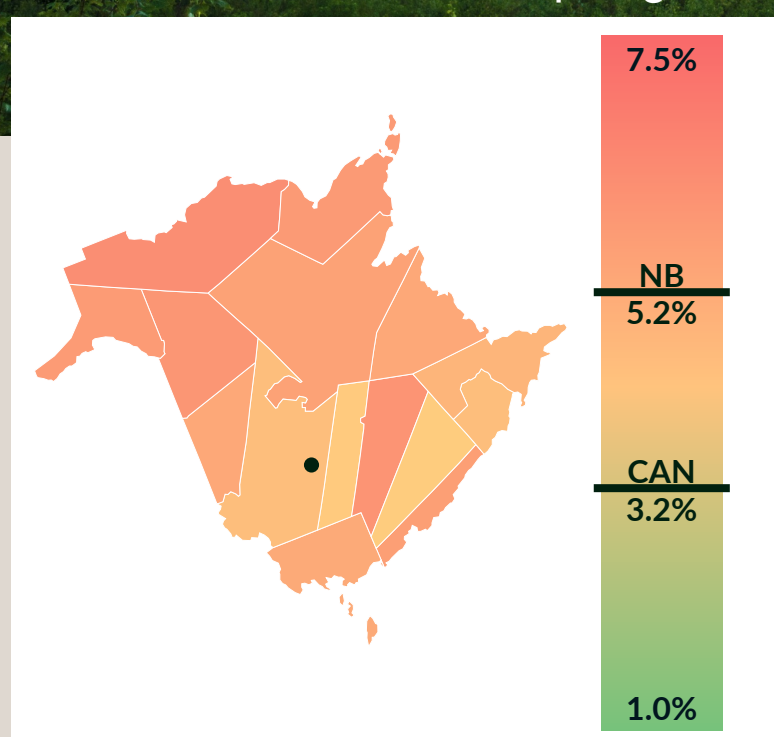


Energy Affordability

Spotlight on New Brunswick



The average New Brunswick household spends 5.2% of their annual after-tax income on home energy.

This rate is above the Canadian Provinces average of 3.2%, driven by both higher-than-average energy costs and lower incomes. Energy poverty is considered greater than 6%.

While our analysis assumes an average home uses electricity for heat, this varies across the province. Households in rural areas with incomes below the median experience greater rates of energy poverty.

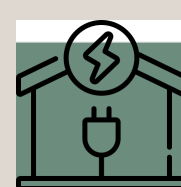
In 2021, the equivalent of

6,232,236,246 kWh

of energy was consumed by households in New Brunswick, across multiple energy forms. This includes electricity, natural gas, home heating oil, propane, and firewood.

Our analysis applied an average New Brunswick home and compared it to the median after-tax household income across the province. An average home in the province uses electricity for all their home heating and other power needs, without supplemental backup such as heating oil.

Actual homes within the province may use more or less energy than the average and use varying types of energy.



87%

of household energy consumed was electric.



Average Annual Bill Breakdown (18,000 kWh Electricity)

Customer Charge	\$339
Energy Charge	\$2,484
HST	\$424
Total Annual Energy Cost	\$3,247

\$62,000

Median household income in New Brunswick in 2021.

5.2%

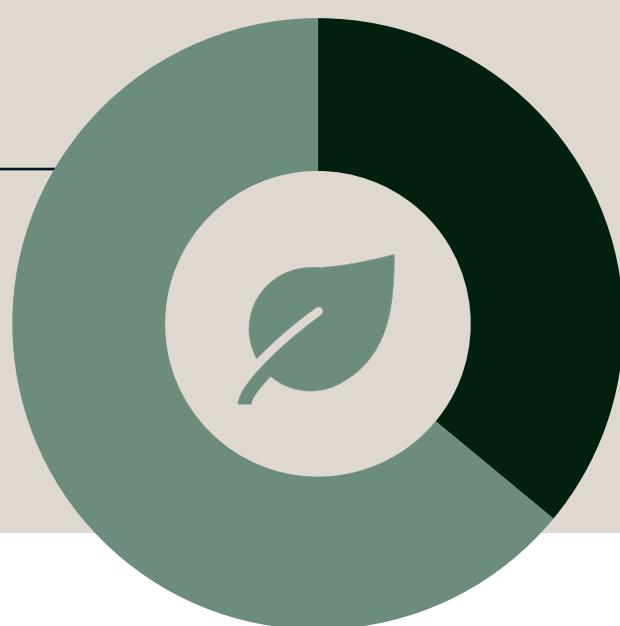
Portion of after-tax household income spent on energy.

In 2022

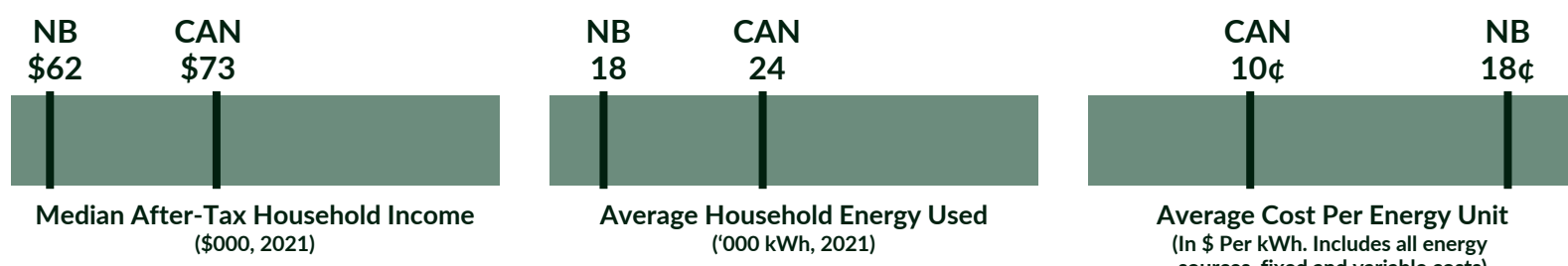
64%

of electricity generated in New Brunswick was nuclear, wind, solar, hydro, and other renewable generation. NB Power's Point Lepreau Nuclear Generating Station, contributes heavily to this balance, and is the only nuclear generating facility within Atlantic Canada.

In comparison, Canada's grid was 85% clean.



Factors Contributing To Energy Affordability



11%

of New Brunswick households reported they had been late or unable to pay their energy bill in the past 12 months.

17%

of Atlantic Canadian households that had to reduce or forgo expenses for basic necessities, for at least 1 month in the past 12 months to pay an energy bill.

5%

of New Brunswick households reported receiving a disconnection, shut off or non-delivery notice with respect to their energy bill in the past 12 months.

Consumer Price Index

Not Seasonally Adjusted, 2002 = 100

