

Ladies Labor Day 2-Person Team Scramble

Team	Round	#1	#2	#3	#4	#5	#6	#7	#8	#9	Out	#10	#11	#12	#13	#14	#15	#16	#17	#18	In	Total	Tournament Total	PLACE
Autumn Homiston	Day 1	5	4	6	5	5	4	5	5	6	45	4	4	4	5	5	3	5	4	5	39	84	172	
Crystal Hoerner	Day 2	5	5	7	5	5	3	6	4	6	46	5	5	5	5	5	3	5	3	6	42	88		
Jen Perdaems	Day 1	7	5	9	7	8	3	5	4	8	56	7	6	5	8	5	4	7	2	7	51	107	201	
Nicole Schaefer	Day 2	5	5	7	6	6	4	5	3	7	48	6	6	5	7	4	3	6	3	6	46	94		
Hong Thurman	Day 1	5	6	5	4	4	4	4	4	6	42	5	5	2	5	4	4	5	4	5	39	81	163	3rd
Holly Volesky	Day 2	4	4	6	4	6	3	5	4	7	43	4	7	3	5	3	3	6	3	5	39	82		
Gayle Homison	Day 1	4	6	6	5	6	3	5	3	7	45	5	7	3	7	3	4	5	3	7	44	89	174	
Kristy Homiston	Day 2	5	4	6	5	6	3	5	3	6	43	5	5	3	6	5	3	5	4	6	42	85		
Hope Klein	Day 1	4	4	6	5	7	3	5	4	5	43	4	5	3	5	4	3	5	3	6	38	81	154	1st
Kayden Stewart	Day 2	4	4	5	4	5	3	4	4	5	38	4	4	3	5	4	2	5	3	5	35	73		
Danielle Kick	Day 1	5	4	6	6	6	4	5	5	7	48	6	5	5	4	5	3	7	3	6	44	92	180	
Whitney Krieg	Day 2	5	4	6	5	4	3	6	3	7	43	4	6	4	6	4	4	6	6	5	45	88		
Amy Anton	Day 1	5	4	6	5	5	4	5	4	5	43	6	5	4	4	4	3	4	3	5	38	81	161	2nd
Danie Kraft	Day 2	5	5	6	4	4	3	4	3	4	38	4	5	3	6	4	5	5	5	5	42	80		

Qual Rank	Name	#1	#2	#3	#4	#5	#6	#7	#8	#9	Out	#10	#11	#12	#13	#14	#15	#16	#17	#18	In	Total
2	Reisenauer, Tyler	4	4	5	4	4	3	4	3	5	36	4	4	3	4	5	3	5	3	5	36	72
3	Gaube, Craig	3	4	5	5	4	3	5	2	5	36	5	5	3	4	4	3	5	3	5	37	73
4	Bergan, Scott	4	4	5	6	4	3	4	3	5	38	4	4	4	4	3	3	5	4	5	36	74
5	Weiler, David	4	4	5	4	5	3	4	3	6	38	5	6	2	5	4	3	4	3	4	36	74
6	Kick, TC	4	4	5	3	5	4	5	3	4	37	4	4	3	5	4	4	6	4	4	38	75
7	Ketterling, Travis	4	4	4	3	4	3	4	4	5	35	5	5	4	5	3	3	8	3	4	40	75
8	Homiston, KC	3	4	5	3	7	3	4	3	5	37	5	4	4	5	4	3	4	3	6	38	75
9	Stone, Troy	4	4	5	5	3	4	5	5	6	41	5	4	2	4	4	4	5	2	4	34	75
10	Pender, Chandler	4	5	7	3	5	3	4	4	4	39	5	4	3	4	4	3	6	3	4	36	75
11	Thurman, Todd	3	4	5	4	4	3	4	3	4	34	6	5	4	5	5	3	6	3	4	41	75
12	Johnson, Mark	4	4	5	5	7	4	3	3	6	41	4	4	2	5	4	4	5	3	4	35	76
13	Koehler, Aaron	4	5	5	4	4	4	6	3	4	39	4	4	4	6	4	4	5	2	4	37	76
14	Wellenstein, Doug	5	4	6	4	5	4	4	3	4	39	4	5	3	5	4	3	4	4	5	37	76
15	Ross, Scot	4	5	5	3	5	3	5	4	4	38	5	4	3	5	5	3	5	3	5	38	76
16	Gullicks, Eric	4	3	5	4	4	3	6	5	6	40	5	5	3	4	3	4	5	3	4	36	76
17	Julson, Casey	3	5	4	3	4	4	5	3	5	36	4	4	4	5	5	4	7	3	5	41	77
18	Skurat, Daniel	5	4	4	4	5	3	4	4	5	38	4	5	2	4	4	5	6	4	6	40	78
19	Stewart, Ronnie	4	4	5	4	4	3	6	4	5	39	4	5	4	5	5	3	5	3	5	39	78
20	Volesky, Tom	5	4	5	4	4	4	4	4	4	38	4	5	3	5	4	4	6	4	5	40	78
21	Johnson, Craig	5	5	5	4	5	4	4	2	4	38	3	6	3	6	4	4	6	4	5	41	79
22	Bagley, Andrew	4	4	5	4	5	4	4	4	7	41	4	5	3	5	5	2	5	4	5	38	79
23	Myran, Hunter	5	5	5	4	5	3	5	3	5	40	5	4	3	5	4	3	5	4	6	39	79
24	Pederson, Jace	4	4	5	4	4	3	5	5	7	41	6	5	3	5	4	3	5	3	4	38	79
25	Overbo, Brock	4	4	5	3	5	3	6	3	4	37	4	4	4	5	6	5	6	3	6	43	80
26	Wolberg, Jared	4	3	5	4	4	3	5	5	5	38	5	4	3	7	5	4	7	2	5	42	80
27	Balliet, Wade	4	4	5	4	6	3	5	5	5	41	6	4	3	4	5	3	6	3	5	39	80
28	Boese, Brady	6	4	5	5	4	3	4	4	5	40	7	4	3	5	4	4	5	4	4	40	80
29	Callahan, Ryan	4	3	4	4	5	3	6	3	4	36	3	7	4	6	3	5	10	3	4	45	81
30	Gunwall, Chase	5	5	5	4	4	4	6	4	5	42	4	5	3	6	5	3	4	4	5	39	81
31	Ketterling, Cody	5	4	5	5	4	4	4	2	6	39	4	4	4	7	4	4	7	2	6	42	81
32	Harper, Graham	5	4	6	5	6	3	5	3	5	42	4	4	3	6	4	3	5	5	5	39	81
33	Malkowski, Nathan	4	5	5	3	5	4	4	5	4	39	5	5	4	5	4	4	6	3	6	42	81
34	Bartz, Craig	5	4	5	3	6	4	6	4	4	41	5	4	4	7	4	3	6	3	4	40	81
35	Kraft, Jason	5	6	7	5	4	4	4	3	5	43	5	4	4	4	4	5	4	3	5	38	81
36	Leiss, Preston	5	4	5	4	6	3	5	4	5	41	4	4	3	6	6	3	5	4	6	41	82
37	Dohrmann, Josh	6	5	6	5	5	2	6	4	5	44	4	4	3	6	5	3	5	4	4	38	82
38	Homiston, Jason	5	4	5	4	6	6	5	3	5	43	5	4	3	5	4	4	5	3	6	39	82

Qual Rank	Name	#1	#2	#3	#4	#5	#6	#7	#8	#9	Out	#10	#11	#12	#13	#14	#15	#16	#17	#18	In	Total
39	Frenzel, Tyler	6	4	5	4	5	3	6	3	5	41	5	5	4	6	5	3	5	3	5	41	82
40	Hoerner, Steve	4	5	6	4	5	3	4	3	4	38	5	7	3	4	5	4	6	5	5	44	82
41	Jahner, Jim	4	4	7	5	5	3	5	4	7	44	5	4	3	5	4	4	5	3	5	38	82
42	Messer, Brandon	5	5	4	4	5	3	5	2	4	37	6	5	5	5	5	4	5	4	6	45	82
43	Gullicks, Brent	4	4	5	6	5	4	3	3	5	39	7	4	3	6	4	3	7	4	5	43	82
44	Mettler, Eric	4	4	6	5	6	3	4	4	5	41	4	5	4	6	5	5	5	3	5	42	83
45	Ernst, James	4	4	4	4	7	4	5	5	5	42	5	6	4	5	5	3	5	3	5	41	83
46	Mehus, Kyle	4	5	5	3	5	3	4	3	6	38	5	4	4	6	4	6	6	5	5	45	83
47	Hu, Chen	4	4	6	4	7	4	5	4	5	43	5	5	4	5	4	3	5	3	6	40	83
48	Czech, Tyler	5	5	5	5	4	3	4	3	5	39	6	5	5	6	5	4	5	3	5	44	83
49	Willer, Brad	5	4	5	5	4	3	7	4	8	45	4	4	3	7	5	3	6	2	5	39	84
50	Powers, Stephen	5	5	5	5	5	4	5	5	5	44	5	4	4	4	4	4	6	4	5	40	84
51	Green, Anthony	5	4	6	4	6	4	4	3	5	41	5	5	4	6	4	6	5	4	4	43	84
52	Kick, Tate	5	4	6	3	6	4	4	4	5	41	6	5	3	4	4	4	6	6	5	43	84
53	Bring, Hayden	4	5	6	4	4	3	5	4	10	45	4	4	3	5	4	4	5	5	6	40	85
54	Sunwall, Jay	5	4	6	4	4	4	5	4	7	43	4	5	3	6	5	4	7	3	5	42	85
55	Bohlman, Tim	5	3	4	4	7	3	5	4	6	41	5	4	5	5	4	5	5	5	6	44	85
56	Perdaems, James	4	4	6	5	5	4	4	3	6	41	5	4	4	6	4	4	6	5	6	44	85
57	Kulseth, Trevor	4	4	7	4	4	5	4	5	5	42	5	5	3	6	4	6	5	3	6	43	85
58	Welch, Curt	3	4	8	5	6	4	5	2	5	42	5	4	4	7	5	2	7	3	6	43	85
59	Bruels, Ray	4	4	5	5	5	4	5	4	6	42	6	5	4	7	4	3	6	3	5	43	85
60	Harpestad, Drew	5	4	5	5	6	4	6	4	5	44	5	4	5	5	4	4	5	4	6	42	86
61	Zimmerman, Cole	4	4	5	4	4	5	7	4	6	43	5	5	3	5	5	3	8	3	6	43	86
62	Gullicks, Andrew	5	4	6	5	5	4	3	5	5	42	4	5	4	6	5	5	7	3	6	45	87
63	Weber, Brent	4	3	6	4	4	4	6	6	7	44	4	4	3	5	6	5	8	3	5	43	87
64	Miller, Scott	4	4	7	4	4	4	5	5	5	42	4	4	5	5	5	3	7	6	6	45	87
65	Penshorn, Michael	6	3	6	5	7	3	5	4	7	46	5	5	5	6	4	3	5	3	5	41	87
66	Steiner, Bryan	5	4	7	5	5	3	6	4	5	44	5	4	4	6	6	3	6	3	6	43	87
67	Franzen, Tim	5	5	5	4	4	3	4	6	6	42	5	5	4	7	5	6	4	4	6	46	88
68	Schafer, Scott	4	5	5	4	6	3	4	4	7	42	5	5	5	7	6	3	6	4	5	46	88
69	Boynton, Jeff	4	5	6	6	3	3	5	4	6	42	5	4	4	6	6	4	5	3	9	46	88
70	McElvaney, Kevin	6	5	5	5	4	4	4	5	7	45	4	4	4	6	5	5	7	4	5	44	89
71	Stockwell, Christopher	5	4	5	5	5	4	5	4	7	44	4	7	5	6	4	4	7	4	4	45	89
72	Schafer, Taylor	4	6	5	5	3	3	7	5	5	43	5	6	4	7	4	5	7	3	5	46	89
73	Nordsven, Randy	6	5	6	4	5	3	6	4	5	44	5	4	2	7	5	3	8	4	7	45	89
74	Howell, Vern	5	5	6	5	5	3	6	5	4	44	4	8	3	6	5	4	5	6	5	46	90
75	Pottorff, Dustin	5	5	5	4	5	4	6	6	4	44	7	4	5	5	5	3	5	4	8	46	90

Qual Rank	Name	#1	#2	#3	#4	#5	#6	#7	#8	#9	Out	#10	#11	#12	#13	#14	#15	#16	#17	#18	In	Total	
76	Welch, Chad	4	6	8	4	5	4	4	4	5	44	5	4	3	7	5	4	6	5	8	47	91	
77	Everson, Kenny	8	5	6	5	5	3	5	4	4	45	5	4	4	6	8	4	7	3	6	47	92	
78	Pauley, Derek	5	8	8	5	5	3	6	6	6	52	4	4	3	5	5	4	7	4	5	41	93	
79	Bement, Robby	4	5	6	3	9	5	6	3	6	47	6	5	4	5	6	5	6	4	5	46	93	
80	Schnaidt, Tyler	4	7	6	5	8	4	5	4	6	49	6	5	4	7	5	3	5	4	7	46	95	
81	Tumey, Evan	5	7	6	4	6	4	4	6	6	48	7	4	3	6	6	4	7	4	6	47	95	
82	Ebbert, Bob	4	6	6	5	5	6	7	5	7	51	5	5	4	5	5	6	6	3	6	45	96	
83	Scott, Aaron	6	6	6	4	6	3	6	5	7	49	7	6	5	7	5	6	5	3	6	50	99	
84	Schaefer, Jim	5	5	7	4	6	6	6	4	6	49	7	5	4	6	7	5	6	5	6	51	100	
85	Tongen, Neil	4	7	6	5	6	3	6	5	5	47	6	6	4	8	9	6	7	5	6	57	104	
86	Leiss, Bruce	5	5	6	5	6	5	6	5	8	51	6	6	4	9	4	4	8	6	6	53	104	
87	Baier, Ryan	7	7	10	6	7	4	6	5	6	58	9	4	4	7	3	5	6	6	6	50	108	
88	Bartholomew, Brady	4	6	7	6	6	9	6	5	7	56	6	8	5	9	6	5	7	6	6	58	114	
N/A	Keller, Paul	Returning Champ Qualifying Exemption to Championship Flight																					

	#1	#2	#3	#4	#5	#6	#7	#8	#9	Out	#10	#11	#12	#13	#14	#15	#16	#17	#18	In	Total
Scoring Average	4.5	4.6	5.6	4.3	5.1	3.7	5.0	4.0	5.4	42.0	5.0	4.7	3.6	5.6	4.7	3.9	5.8	3.7	5.3	43.1	85.3
Birdies	42	44	7	40	26	35	29	33	17		28	44	37	12	38	31	6	27	16		
Pars	31	26	43	30	32	4	28	20	37		38	31	11	32	32	14	35	9	36		
Bogeys	7	6	25	5	17	3	23	5	18		12	7	0	26	9	7	24	6	30		
Double Bogey and Up	2	5	12	0	9	1	4	0	15		7	5	0	17	3	0	22	0	5		

CHAMPIONSHIP FLIGHT

CHAMPIONSHIP FLIGHT

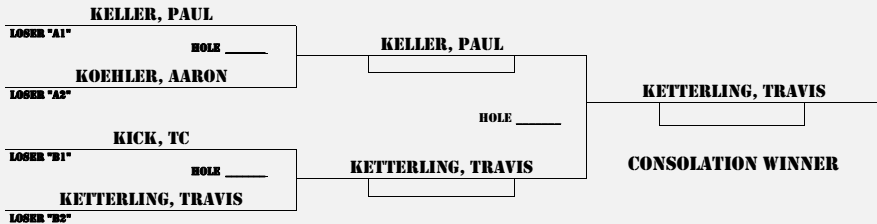
1:00PM SAT 18 HOLE MATCH	10:30AM SUN 18 HOLE MATCH	7:45AM MON 18 HOLE MATCH	1:00PM MON 18 HOLE MATCH
------------------------------------	-------------------------------------	------------------------------------	------------------------------------



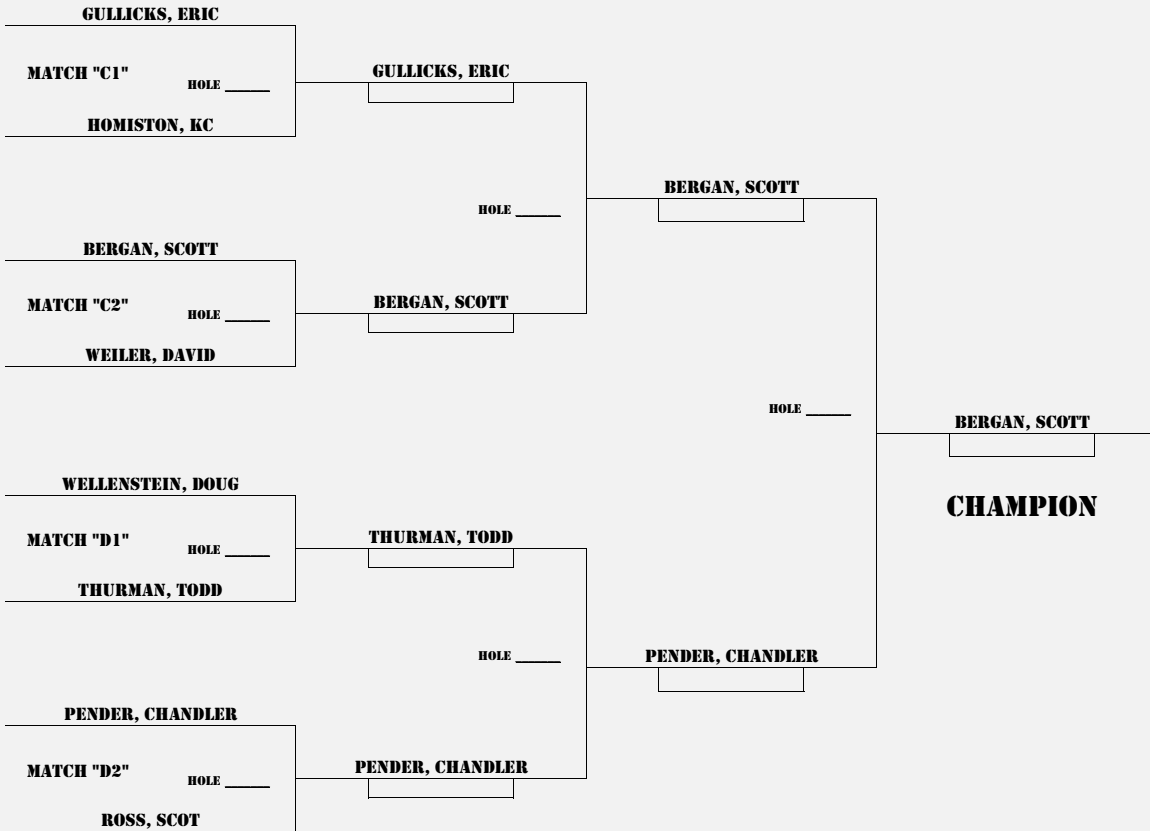
CHAMPIONSHIP FLIGHT

1ST ROUND LOSERS DROP TO 1ST FLIGHT

7:45AM MON 18 HOLE MATCH	1:00PM MON 18 HOLE MATCH
------------------------------------	------------------------------------



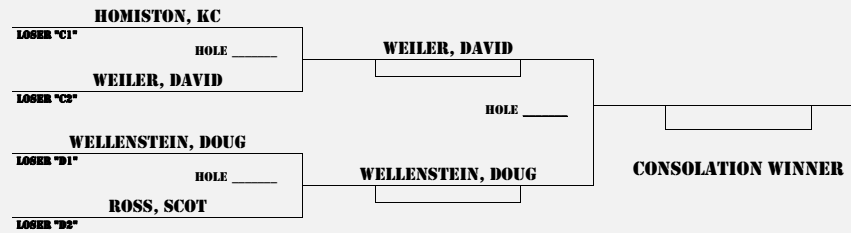
10:30AM SUN	7:45AM MON	1:00PM MON
18 HOLE MATCH	18 HOLE MATCH	18 HOLE MATCH



1ST FLIGHT

1ST FLIGHT CONSOLATION

7:45AM MON	1:00PM MON
18 HOLE MATCH	18 HOLE MATCH

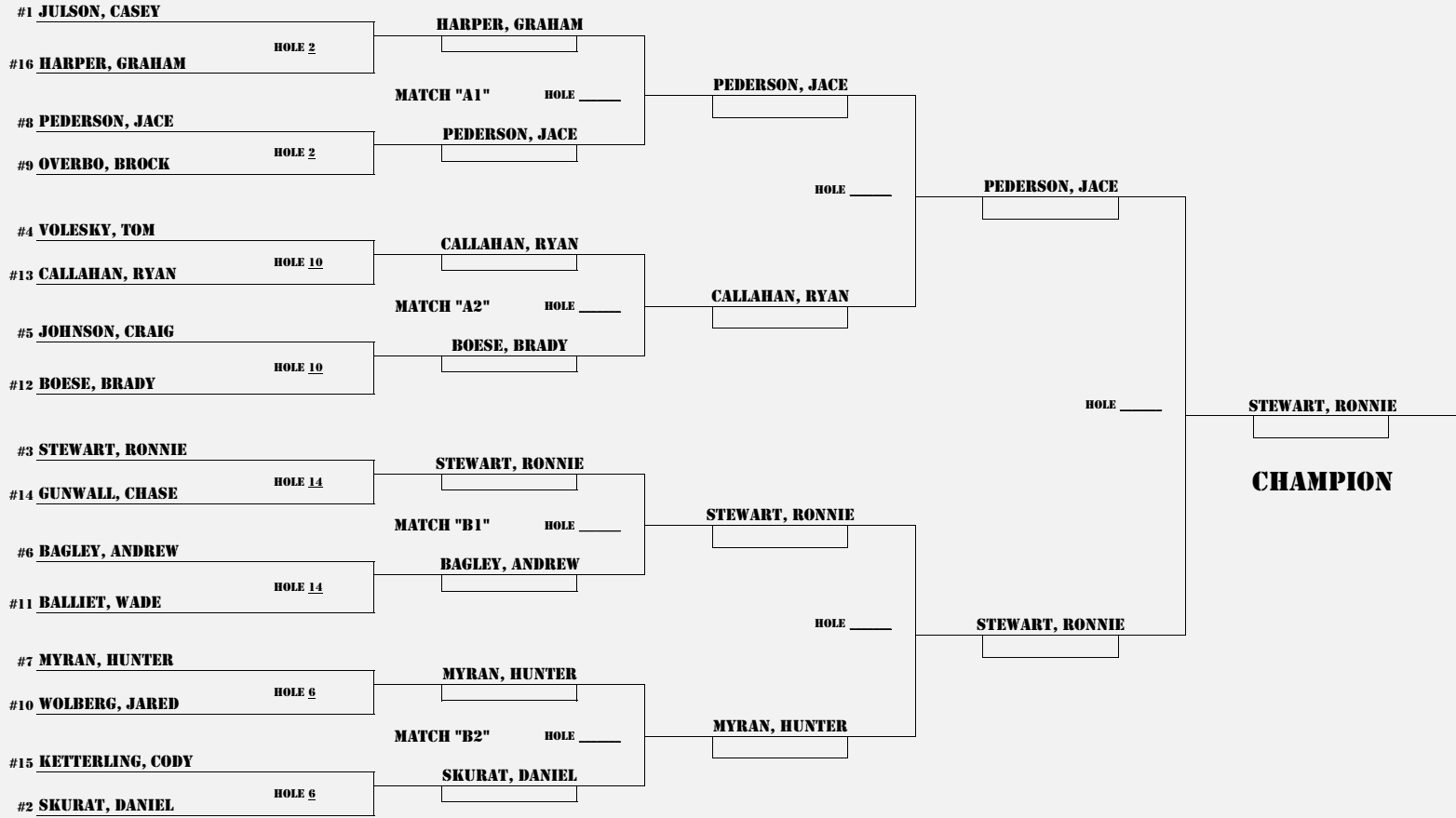


1ST FLIGHT

1ST FLIGHT

1:00PM SAT 18 HOLE MATCH	10:30AM SUN 18 HOLE MATCH	7:45AM MON 18 HOLE MATCH	1:00PM MON 9 HOLE MATCH
------------------------------------	-------------------------------------	------------------------------------	-----------------------------------

2ND FLIGHT

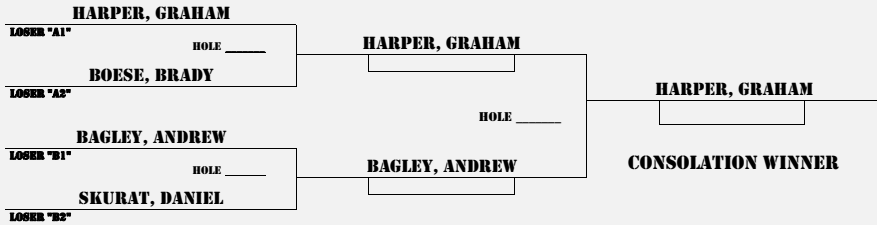


2ND FLIGHT

2ND FLIGHT

1ST ROUND LOSERS DROP TO 3RD FLIGHT

2ND FLIGHT CONSOLATION	
7:45AM MON 18 HOLE MATCH	1:00PM MON 9 HOLE MATCH



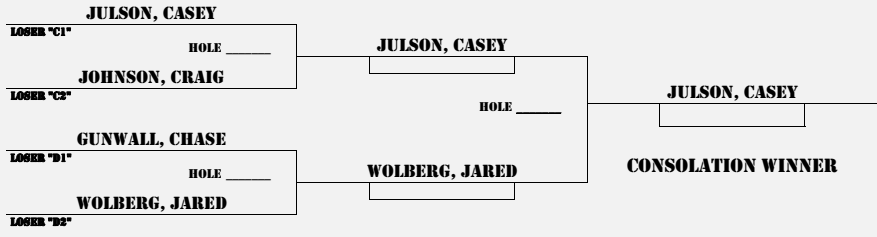
10:30AM SUN	7:45AM MON	1:00PM MON
18 HOLE MATCH	18 HOLE MATCH	9 HOLE MATCH



3RD FLIGHT

3RD FLIGHT CONSOLATION

7:45AM MON	1:00PM MON
18 HOLE MATCH	9 HOLE MATCH



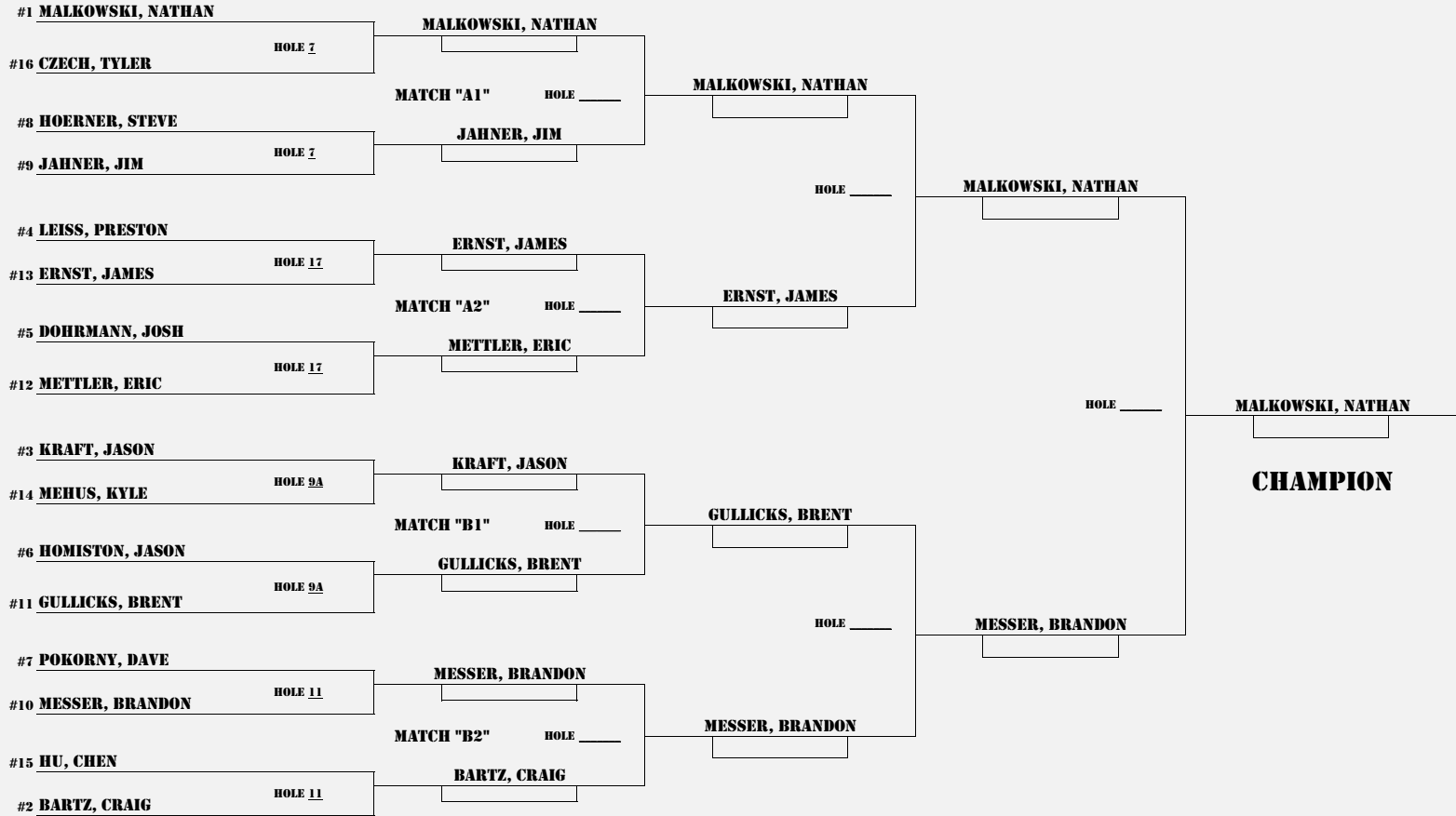
3RD FLIGHT

3RD FLIGHT

1:00PM SAT	10:30AM SUN	7:45AM MON	1:00PM MON
18 HOLE MATCH	18 HOLE MATCH	18 HOLE MATCH	9 HOLE MATCH

4TH FLIGHT

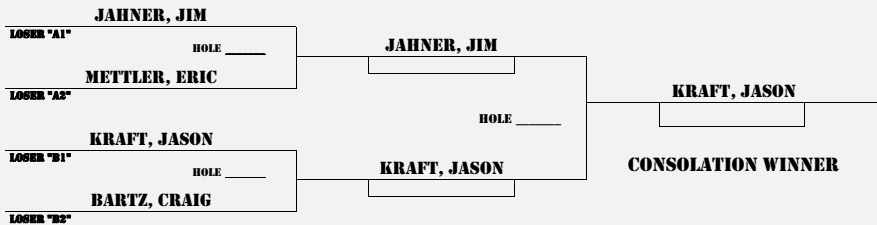
4TH FLIGHT



4TH FLIGHT

1ST ROUND LOSERS DROP TO 5TH FLIGHT

4TH FLIGHT CONSOLATION	
7:45AM MON	1:00PM MON
18 HOLE MATCH	9 HOLE MATCH



5TH FLIGHT

5TH FLIGHT

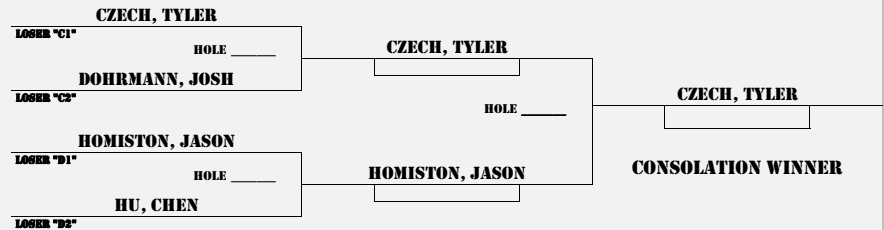
10:30AM SUN	7:45AM MON	1:00PM MON
18 HOLE MATCH	18 HOLE MATCH	9 HOLE MATCH



5TH FLIGHT

5TH FLIGHT CONSOLATION

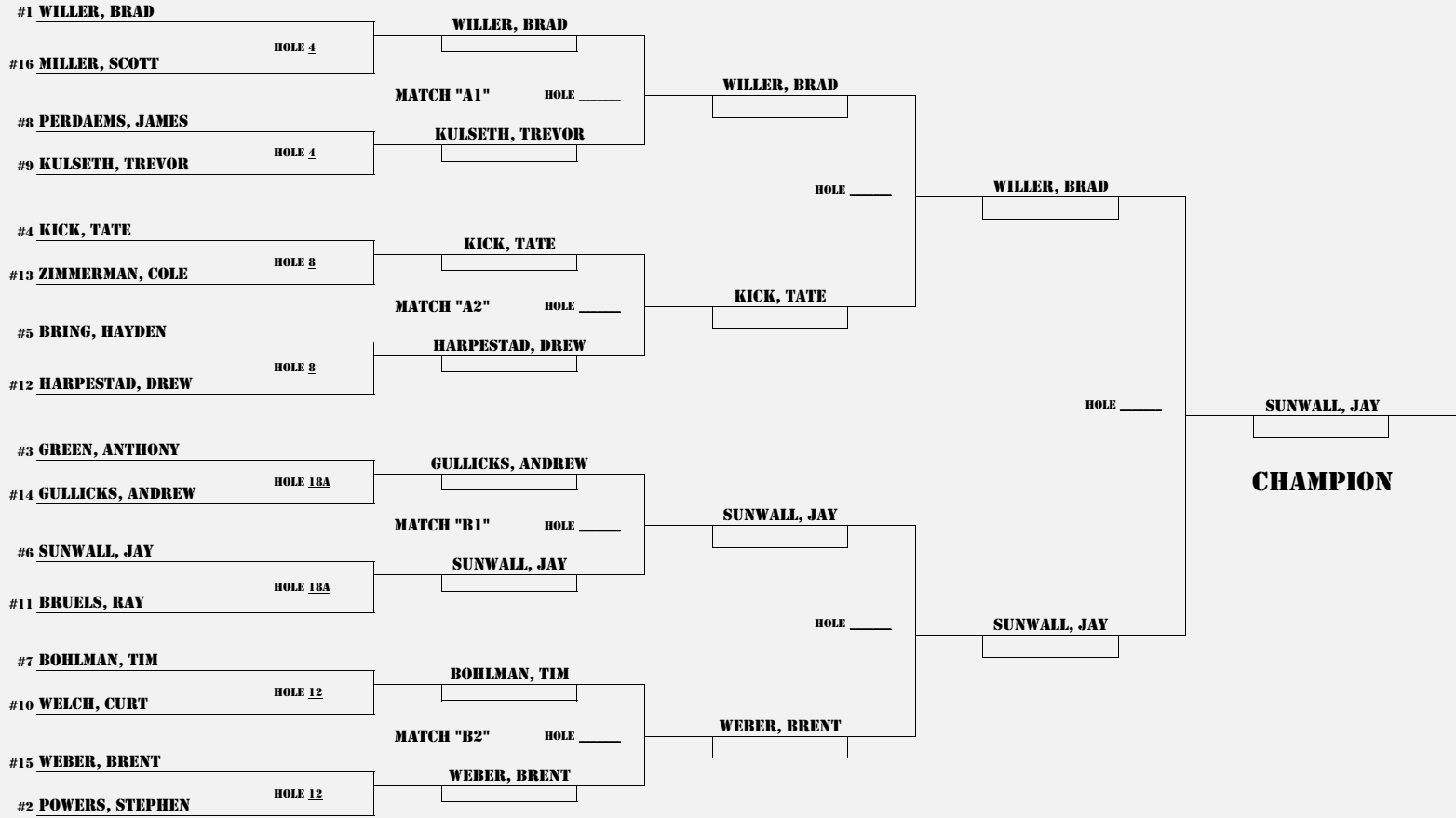
7:45AM MON	1:00PM MON
18 HOLE MATCH	9 HOLE MATCH



1:00PM SAT	10:30AM SUN	7:45AM MON	1:00PM MON
18 HOLE MATCH	18 HOLE MATCH	18 HOLE MATCH	9 HOLE MATCH

6TH FLIGHT

6TH FLIGHT




6TH FLIGHT

1ST ROUND LOSERS DROP TO 7TH FLIGHT

6TH FLIGHT CONSOLATION

7:45AM MON	1:00PM MON
18 HOLE MATCH	9 HOLE MATCH



7TH FLIGHT

7TH FLIGHT

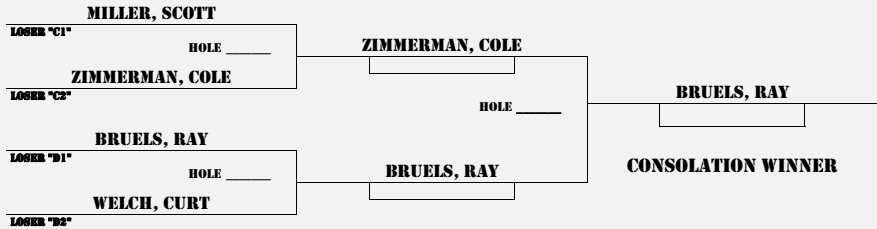
10:30AM SUN	7:45AM MON	1:00PM MON
18 HOLE MATCH	18 HOLE MATCH	9 HOLE MATCH



7TH FLIGHT

7TH FLIGHT CONSOLATION

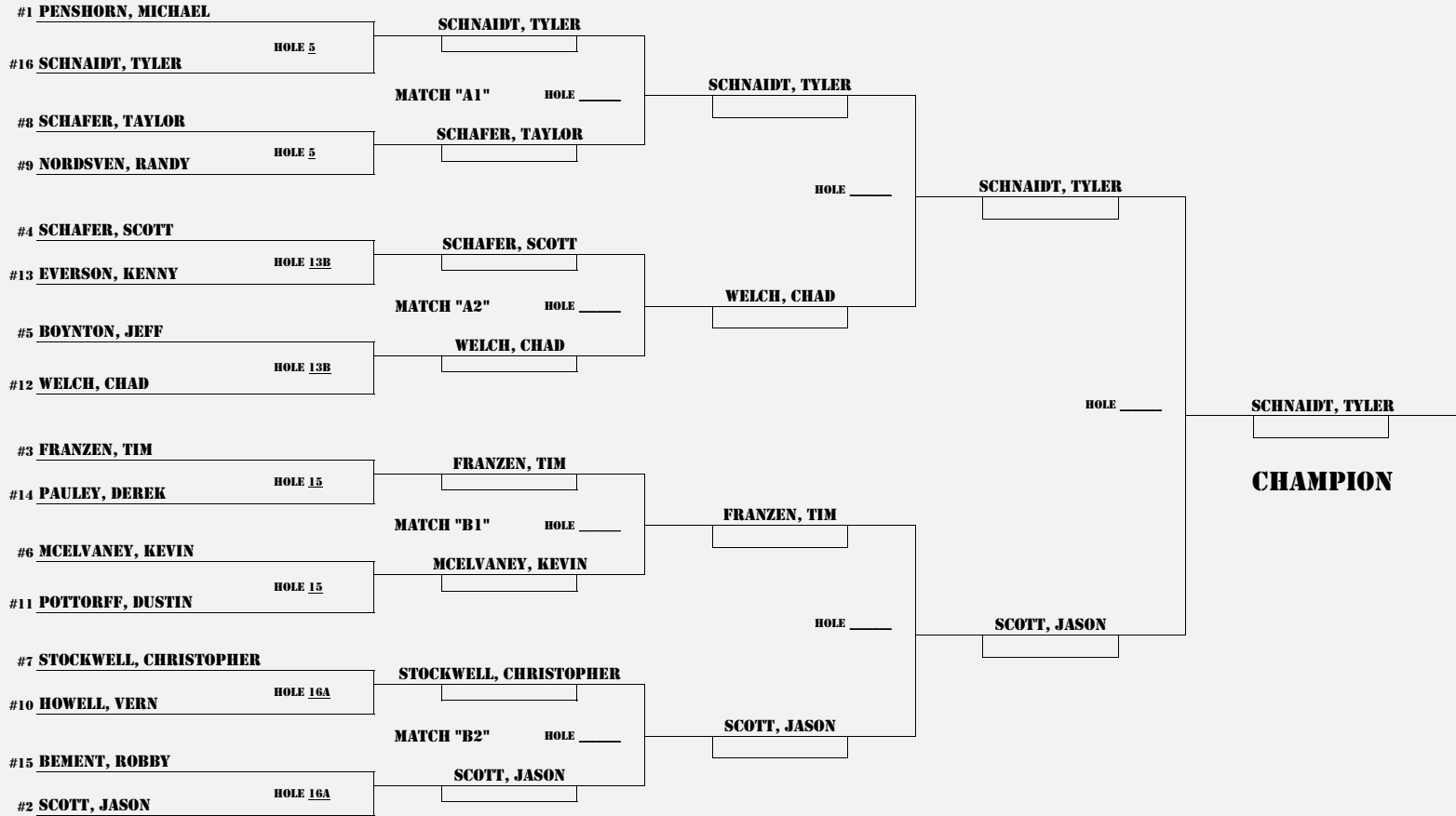
7:45AM MON	1:00PM MON
18 HOLE MATCH	9 HOLE MATCH



1:00PM SAT	10:30AM SUN	7:45AM MON	1:00PM MON
18 HOLE MATCH	18 HOLE MATCH	18 HOLE MATCH	9 HOLE MATCH

8TH FLIGHT

8TH FLIGHT

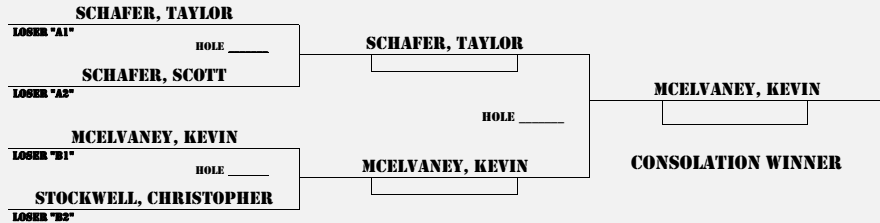


8TH FLIGHT

1ST ROUND LOSERS DROP TO 9TH FLIGHT

8TH FLIGHT CONSOLATION

7:45AM MON	1:00PM MON
18 HOLE MATCH	9 HOLE MATCH



10:30AM SUN	7:45AM MON	1:00PM MON
18 HOLE MATCH	18 HOLE MATCH	9 HOLE MATCH

9TH FLIGHT

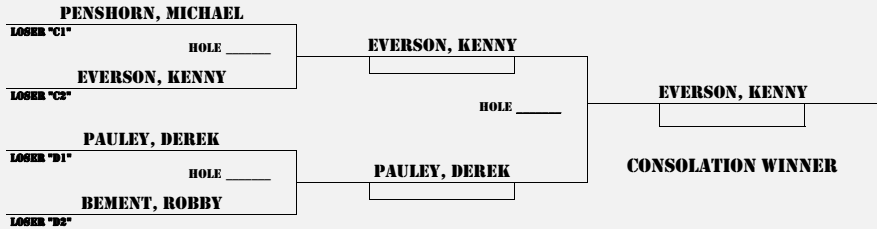
9TH FLIGHT



9TH FLIGHT

9TH FLIGHT CONSOLATION

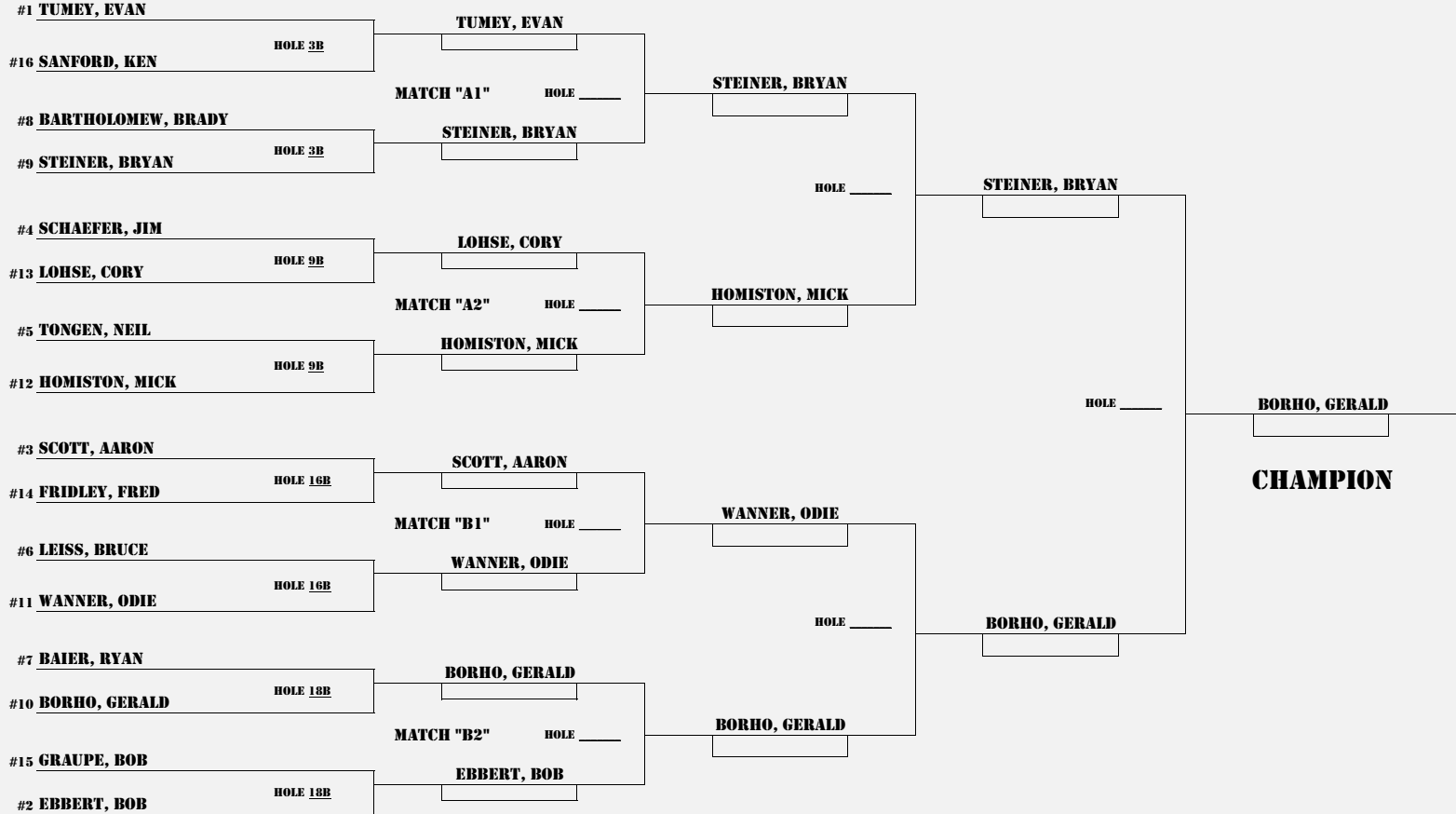
7:45AM MON	1:00PM MON
18 HOLE MATCH	9 HOLE MATCH



1:00PM SAT	10:30AM SUN	7:45AM MON	1:00PM MON
18 HOLE MATCH	18 HOLE MATCH	18 HOLE MATCH	9 HOLE MATCH

10TH FLIGHT

10TH FLIGHT

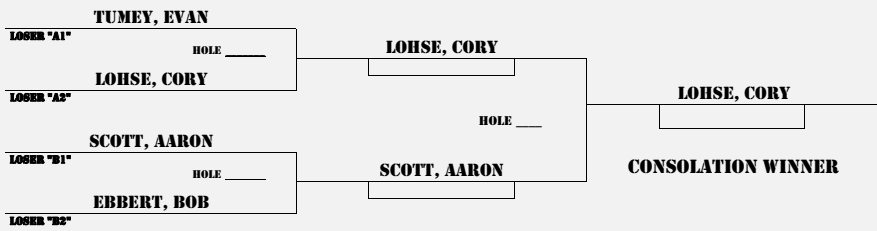


10TH FLIGHT

1ST ROUND LOSERS DROP TO 11TH FLIGHT

10TH FLIGHT CONSOLATION

7:45AM MON	1:00PM MON
18 HOLE MATCH	9 HOLE MATCH



10:30AM SUN	7:45AM MON	1:00PM MON
18 HOLE MATCH	18 HOLE MATCH	9 HOLE MATCH

11TH FLIGHT

11TH FLIGHT



11TH FLIGHT

11TH FLIGHT CONSOLATION

7:45AM MON	1:00PM MON
18 HOLE MATCH	9 HOLE MATCH

