

March 2022



VETERAN
OWNED AND OPERATED

(303) 321-0945 sales@im-inc.com www.im-inc.com



MADE IN THE U.S.A.



Adrien de Maleissye
// Sales

adrien@im-inc.com // www.im-inc.com

☎: 303.321.0945 ☎: 239.579.6233 ☎: 303.388.6233


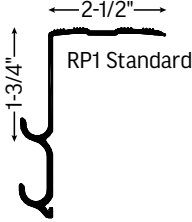

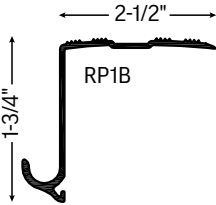

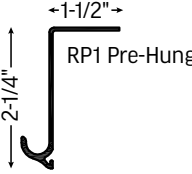


4555 Grape St., Denver CO 80216



The Ramp That Belongs on Every Shed!


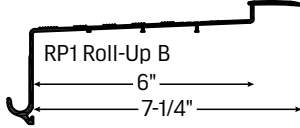

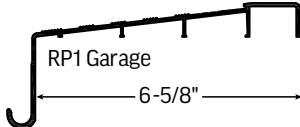

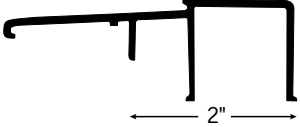
Standard Series – Ramp Part 1 / Sill Plate


RAMP PRICING – Fasteners not included

RAMP, PART 1 STANDARD (Adjustable)	DIMENSIONS	WIDTH	PRICE	PKG. QTY.
<p>Custom cut for your rough opening</p> 	 <p>RP1 Standard</p>	36"	\$20.89	10
		48"	\$27.66	10
		54"	\$31.05	10
		60"	\$34.43	10
		66"	\$37.82	10
		72"	\$41.21	10
		93"	\$53.06	10
		96"	\$54.76	10
RAMP, PART 1B STANDARD (Not Adjustable)	DIMENSIONS	WIDTH	PRICE	PKG. QTY.
<p>Custom cut for your rough opening</p> 	 <p>RP1B</p>	36"	\$13.61	10
		48"	\$18.02	10
		54"	\$20.23	10
		60"	\$22.43	10
		66"	\$24.64	10
		72"	\$26.85	10
		96"	\$35.67	10
		107"	\$39.72	10
RAMP, PART 1 PREHUNG	DIMENSIONS	WIDTH	PRICE	PKG. QTY.
	 <p>RP1 Pre-Hung</p>	36"	\$13.26	10
		48"	\$17.56	10
		54"	\$19.71	10
		60"	\$21.86	10
		66"	\$24.01	10
		72"	\$26.17	10
		96"	\$34.77	10
RAMP, PART 1 TRACK	DIMENSIONS	PART 1 WIDTH	PRICE	PKG. QTY.
	 <p>RP1 Track</p>	36"	\$9.99	10
		48"	\$13.23	10
		60"	\$16.47	10
		72"	\$19.71	10

Standard Series – Ramp Part 1 / Garage Sill Plate

RAMP PRICING – Fasteners not included


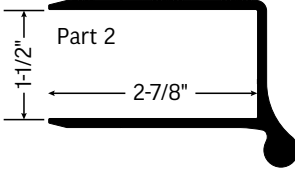

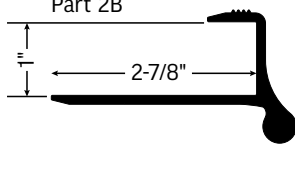

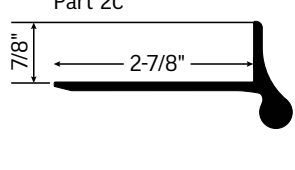
RAMP, PART 1 ROLLUP B (DOOR TRACK ROUGH OPENING)	DIMENSIONS	LENGTH	PART 1 WIDTH	PRICE
<p><i>Fasteners not included</i></p>  <p>STANDARD NOTCH 3" X 3-1/2" – CUSTOM NOTCHES AVAILABLE <i>(This applies to both garage parts. Welded ends will work on any size.)</i></p>	 <p>RP1 Roll-Up B 6" 7-1/4"</p>	4ft	54"	\$42.70
		5ft	66"	\$52.01
		6ft	78"	\$61.33
		7ft	90"	\$70.65
		8ft	102"	\$79.96
		9ft	114"	\$89.28
		10ft	126"	\$98.59
		12ft	150"	\$117.22
		14ft	174"	\$135.86
		15ft	186"	\$145.17
		16ft	198"	\$154.49
		RAMP, PART 1 GARAGE (DOOR TRACK ROUGH OPENING)	DIMENSIONS	LENGTH
<p><i>Fasteners not included</i></p>  <p>STANDARD NOTCH 3" X 3-1/2" – CUSTOM NOTCHES AVAILABLE <i>(This applies to both garage parts. Welded ends will work on any size.)</i></p>	 <p>RP1 Garage 6-5/8"</p>	4ft	54"	\$42.83
		5ft	66"	\$52.17
		6ft	78"	\$61.51
		7ft	90"	\$70.86
		8ft	102"	\$80.20
		9ft	114"	\$89.55
		10ft	126"	\$98.89
		12ft	150"	\$117.58
		14ft	174"	\$136.26
		15ft	186"	\$145.61
		16ft	198"	\$154.95
		RAMP, PART 1 EXTENSION (DOOR TRACK ROUGH OPENING)	DIMENSIONS	LENGTH
 <p>Ramp Part 1 Extension</p>  <p>Extends Garage Threshold 2"</p>	Extension: 6ft	78"	\$24.03	
	Extension: 7ft	90"	\$27.68	
	Extension: 8ft	102"	\$31.33	
	Extension: 9ft	114"	\$34.99	
	Extension: 10ft	126"	\$38.64	



WELDED ENDS WILL WORK ON ANY SIZE

Standard Series – Ramp Part 2 – Ramp Brackets

HARDWARE INCLUDED – Lumber not included

PART 2 (1-1/2" LUMBER)	DIMENSIONS	WIDTH	PRICE	PKG. QTY.
		11"	\$13.46	24
		14"	\$16.50	32
		23"	\$26.92	TBD
		35"	\$40.38	TBD
		47"	\$53.85	TBD
		59"	\$67.31	TBD
		71"	\$80.77	TBD
		95"	\$107.69	TBD
PART 2B (5/4 LUMBER)	DIMENSIONS	WIDTH	PRICE	PKG. QTY.
		11"	\$11.79	40
		14"	\$14.04	TBD
		23"	\$23.58	TBD
		35"	\$35.37	TBD
		47"	\$47.16	TBD
		59"	\$58.95	TBD
		71"	\$70.74	TBD
		95"	\$94.31	TBD
PART 2C (5/4 OR 1-1/2" LUMBER)	DIMENSIONS	WIDTH	PRICE	PKG. QTY.
		11"	\$10.63	40
		14"	\$12.58	TBD
		23"	\$21.25	TBD
		35"	\$31.88	TBD
		47"	\$42.50	TBD
		59"	\$53.13	TBD
		71"	\$63.75	TBD
		95"	\$85.01	TBD



Standard Series – IM PLANKS



ALUMINUM RAMP

STANDARD SERIES CAPACITY & PRICE CHART PER PLANK

SIZE	STANDARD CAPACITY	PRICE	HD CAPACITY	PRICE	ULTRA HD CAPACITY	PRICE
23x30	Load: 1,445 LBS	\$82.50	Load: 1,771 LBS	\$100.53	Load: 1,955 LBS	\$113.97
23x36	Load: 1,335 LBS	\$96.62	Load: 1,615 LBS	\$117.93	Load: 1,774 LBS	\$134.07
23x42	Load: 1,226 LBS	\$110.74	Load: 1,507 LBS	\$135.33	Load: 1,625 LBS	\$154.17
23x48	Load: 1,117 LBS	\$124.86	Load: 1,349 LBS	\$152.73	Load: 1,507 LBS	\$174.24
23x54	Load: 1,007 LBS	\$138.98	Load: 1,187 LBS	\$170.13	Load: 1,410 LBS	\$194.34
23x60	Load: 898 LBS	\$153.10	Load: 1,020 LBS	\$187.53	Load: 1,329 LBS	\$214.44
23x66	Load: 789 LBS	\$167.22	Load: 881 LBS	\$204.93	Load: 1,258 LBS	\$234.51
23x72	Load: 680 LBS	\$181.34	Load: 757 LBS	\$222.33	Load: 1,190 LBS	\$254.61
15x36	Load: 1,631 LBS	\$76.41	Load: N/A	N/A	Load: N/A	N/A
15x48	Load: 1,323 LBS	\$99.01	Load: N/A	N/A	Load: N/A	N/A
15x60	Load: 1,016 LBS	\$121.61	Load: N/A	N/A	Load: N/A	N/A
15x72	Load: 708 LBS	\$144.21	Load: N/A	N/A	Load: N/A	N/A
11x36	Load: 1,778 LBS	\$66.72	Load: N/A	N/A	Load: N/A	N/A
11x48	Load: 1,426 LBS	\$86.64	Load: N/A	N/A	Load: N/A	N/A
11x60	Load: 1,074 LBS	\$106.56	Load: N/A	N/A	Load: N/A	N/A
11x72	Load: 723 LBS	\$126.48	Load: N/A	N/A	Load: N/A	N/A

Standard Series – Aluminum Planks – Pallet Pricing

23-INCH WIDE ALUMINUM PLANKS									
W	L	QTY	TOTAL PRICE DELIVERED	ADJUSTED COST PER PART DELIVERED	W	L	QTY	TOTAL PRICE DELIVERED	ADJUSTED COST PER PART DELIVERED
23"	30"	80	\$6,468.00	\$80.85	23"	30"	120	\$9,504.00	\$79.20
23"	36"	80	\$7,575.01	\$94.69	23"	36"	120	\$11,130.62	\$92.76
23"	42"	80	\$8,682.02	\$108.53	23"	42"	120	\$12,757.25	\$106.31
23"	48"	80	\$9,789.02	\$122.36	23"	48"	120	\$14,383.87	\$119.87
23"	54"	80	\$10,896.03	\$136.20	23"	54"	120	\$16,010.50	\$133.42
23"	60"	80	\$12,003.04	\$150.04	23"	60"	120	\$17,637.12	\$146.98
23"	66"	80	\$13,110.05	\$163.88	23"	66"	120	\$19,263.74	\$160.53
23"	72"	80	\$14,217.06	\$177.71	23"	72"	120	\$20,890.37	\$174.09
15-INCH WIDE ALUMINUM PLANKS									
W	L	QTY	TOTAL PRICE DELIVERED	ADJUSTED COST PER PART DELIVERED	W	L	QTY	TOTAL PRICE DELIVERED	ADJUSTED COST PER PART DELIVERED
15"	30"	80	\$5,104.62	\$63.81	15"	30"	120	\$7,500.67	\$62.51
15"	36"	80	\$5,990.54	\$74.88	15"	36"	120	\$8,802.43	\$73.35
15"	42"	80	\$6,876.46	\$85.96	15"	42"	120	\$10,104.19	\$84.20
15"	48"	80	\$7,762.38	\$97.03	15"	48"	120	\$11,405.95	\$95.05
15"	54"	80	\$8,648.30	\$108.10	15"	54"	120	\$12,707.71	\$105.90
15"	60"	80	\$9,534.22	\$119.18	15"	60"	120	\$14,009.47	\$116.75
15"	66"	80	\$10,420.14	\$130.25	15"	66"	120	\$15,311.23	\$127.59
15"	72"	80	\$11,306.06	\$141.33	15"	72"	120	\$16,612.99	\$138.44
11-INCH WIDE ALUMINUM PLANKS									
W	L	QTY	TOTAL PRICE DELIVERED	ADJUSTED COST PER PART DELIVERED	W	L	QTY	TOTAL PRICE DELIVERED	ADJUSTED COST PER PART DELIVERED
11"	30"	80	\$4,450.77	\$55.63	11"	30"	120	\$6,539.90	\$54.50
11"	36"	80	\$5,230.85	\$65.39	11"	36"	120	\$7,686.14	\$64.05
11"	42"	80	\$6,011.71	\$75.15	11"	42"	120	\$8,833.54	\$73.61
11"	48"	80	\$6,792.58	\$84.91	11"	48"	120	\$9,980.93	\$83.17
11"	54"	80	\$7,573.44	\$94.67	11"	54"	120	\$11,128.32	\$92.74
11"	60"	80	\$8,354.30	\$104.43	11"	60"	120	\$12,275.71	\$102.30
11"	66"	80	\$9,135.17	\$114.19	11"	66"	120	\$13,423.10	\$111.86
11"	72"	80	\$9,916.03	\$123.95	11"	72"	120	\$14,570.50	\$121.42

Aluminum Plank Heavy-Duty / Garage Series – Pallet

23-INCH WIDE ALUMINUM PLANKS – HEAVY-DUTY

W	L	PALLET QTY	TOTAL PRICE DELIVERED	ADJUSTED COST PER PART DELIVERED	W	L	PALLET QTY	TOTAL PRICE DELIVERED	ADJUSTED COST PER PART DELIVERED
23	30	80	\$7,881.55	\$98.52	23	30	120	\$11,581.06	\$96.51
23	36	80	\$9,245.71	\$115.57	23	36	120	\$13,585.54	\$113.21
23	42	80	\$10,609.87	\$132.62	23	42	120	\$15,590.02	\$129.92
23	48	80	\$11,974.03	\$149.68	23	48	120	\$17,594.50	\$146.62
23	54	80	\$13,338.19	\$166.73	23	54	120	\$19,598.98	\$163.32
23	60	80	\$14,702.35	\$183.78	23	60	120	\$21,603.46	\$180.03
23	66	80	\$16,066.51	\$200.83	23	66	120	\$23,607.94	\$196.73
23	72	80	\$17,430.67	\$217.88	23	72	120	\$25,612.42	\$213.44

GARAGE SERIES – HEAVY DUTY ALUMINUM RAMPS

Size	Individual Price	Pallet x 40 (Freight included)	Individual Price x 40	Discount Pallet x 52 (Freight included)	Individual Price x 52
35" x 36" (2 Center Rails)	\$169.13	\$6,629.90	\$165.75	\$8,442.97	\$162.36
35" x 42" (2 Center Rails)	\$193.98	\$7,604.02	\$190.10	\$9,683.48	\$186.22
35" x 48" (2 Center Rails)	\$218.82	\$8,577.74	\$214.44	\$10,923.49	\$210.07
47" x 36" (3 Center Rails)	\$220.34	\$8,637.33	\$215.93	\$10,999.37	\$211.53
47" x 42" (3 Center Rails)	\$252.62	\$9,902.70	\$247.57	\$12,610.79	\$242.52
47" x 48" (3 Center Rails)	\$284.91	\$11,168.47	\$279.21	\$14,222.71	\$273.51
47" x 72" (3 Center Rails)	\$414.05	\$16,230.76	\$405.77	\$20,669.38	\$397.49

GARAGE SERIES – ALUMINUM RAMPS

Size	Individual Price	Pallet x 40 (Freight included)	Individual Price x 40	Discount Pallet x 52 (Freight included)	Individual Price x 52
35" x 36" (1 Center Rail)	\$151.03	\$5,920.38	\$148.01	\$7,539.42	\$144.99
35" x 42" (1 Center Rail)	\$173.06	\$6,783.95	\$169.60	\$8,639.16	\$166.14
35" x 48" (1 Center Rail)	\$195.09	\$7,647.53	\$191.19	\$9,738.89	\$187.29
47" x 36" (1 Center Rail)	\$179.30	\$7,028.56	\$175.71	\$8,950.66	\$172.13
47" x 42" (1 Center Rail)	\$205.28	\$8,046.98	\$201.17	\$10,247.58	\$197.07
47" x 48" (1 Center Rail)	\$231.27	\$9,065.78	\$226.64	\$11,545.00	\$222.02
47" x 72" (1 Center Rail)	\$335.19	\$13,139.45	\$328.49	\$16,732.68	\$321.78

H-BEAM INSERTS

SIZE	PRICE (Per Rail)
30 (25.5")	\$4.48
36 (31.5")	\$5.38
42 (37.5")	\$6.28
48 (43.5)	\$7.17
54 (49.5")	\$8.07
60 (55.5")	\$8.97
66 (61.5")	\$9.86
72 (67.5")	\$10.76



H-BEAM INSERT





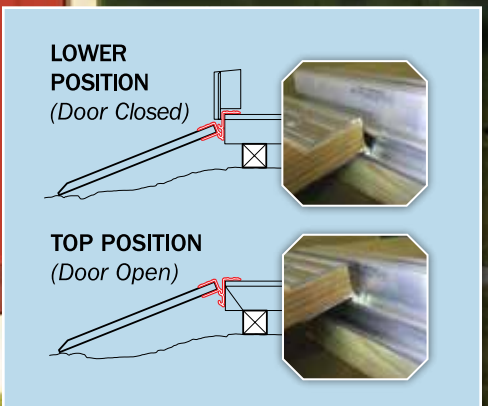
Innovative IM Ramp System allows planks to be adjusted, removed or left in place.



Aluminum Ramps



Wood Ramps


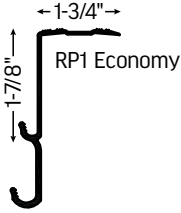

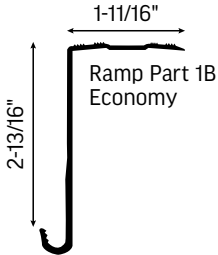

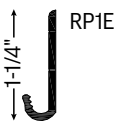



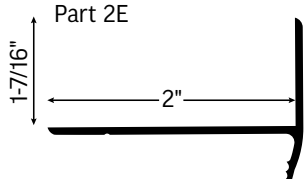


Patent-Pending Ramp System for Utility Buildings, Storage Sheds & Minibarns

The Simple Solution

Economy Series – Sill Nose and Ramp Brackets

RAMP PRICING – Fasteners not included

RAMP, PART 1 ECONOMY (Adjustable)		DIMENSIONS	WIDTH	PRICE	PKG. QTY.
 <p>Custom cut for your rough opening</p>		 <p>RP1 Economy</p>	36"	\$18.69	10
			48"	\$24.75	10
			54"	\$27.78	10
			60"	\$30.81	10
			66"	\$33.84	10
			72"	\$36.87	10
			96"	\$48.99	10
RAMP, PART 1B: ECONOMY		DIMENSIONS	PART 1 WIDTH	PRICE	PKG. QTY.
		 <p>Ramp Part 1B Economy</p>	36"	\$15.40	10
			48"	\$20.39	10
			60"	\$25.39	10
			72"	\$30.38	10
RAMP, PART 1E		DIMENSIONS	PART 1 WIDTH	PRICE	PKG. QTY.
		 <p>RP1E</p>	36"	\$7.62	10
			48"	\$10.10	10
			60"	\$12.57	10
			72"	\$15.04	10
RAMP, PART 2: ECONOMY		DIMENSIONS	PART 1 WIDTH	PRICE	PKG. QTY.
		 <p>Ramp Part 2 Economy</p>	11"	\$13.71	32
			14"	\$16.43	32
			23"	\$27.41	TBD
			35"	\$41.12	TBD
			47"	\$54.82	TBD
			59"	\$68.53	TBD
			71"	\$82.23	TBD
			95"	\$109.64	TBD
PART 2E (5/4 OR 1-1/2" LUMBER)		DIMENSIONS	RAMP	PRICE	PKG. QTY.
		 <p>Part 2E</p>	11"	\$7.04	40
			14"	\$8.09	TBD
			23"	\$14.07	TBD
			35"	\$21.11	TBD
			47"	\$28.14	TBD
			59"	\$35.18	TBD
			71"	\$42.21	TBD
			95"	\$56.28	TBD

Economy Series – IM Aluminum Planks

RAMP PRICING – Fasteners not included



CAPACITY & PRICE CHART PER PLANK – 23" WIDE

SIZE	STANDARD CAPACITY	PRICE	HD CAPACITY	PRICE	ULTRA HD CAPACITY	PRICE
23x30	Load: 1,445 LBS	\$87.38	Load: 1,771 LBS	\$105.03	Load: 1,955 LBS	N/A
23x36	Load: 1,335 LBS	\$101.45	Load: 1,615 LBS	\$122.43	Load: 1,774 LBS	N/A
23x42	Load: 1,226 LBS	\$115.50	Load: 1,507 LBS	\$139.83	Load: 1,625 LBS	N/A
23x48	Load: 1,117 LBS	\$129.57	Load: 1,349 LBS	\$157.23	Load: 1,507 LBS	N/A
23x54	Load: 1,007 LBS	\$143.63	Load: 1,187 LBS	\$174.63	Load: 1,410 LBS	N/A
23x60	Load: 898 LBS	\$157.70	Load: 1,020 LBS	\$192.03	Load: 1,329 LBS	N/A
23x66	Load: 789 LBS	\$171.77	Load: 881 LBS	\$209.43	Load: 1,258 LBS	N/A
23x72	Load: 680 LBS	\$185.82	Load: 757 LBS	\$226.873	Load: 1,190 LBS	N/A
15x36	Load: 1,631 LBS	\$79.31	Load: N/A	N/A	Load: N/A	N/A
15x48	Load: 1,323 LBS	\$101.67	Load: N/A	N/A	Load: N/A	N/A
15x60	Load: 1,016 LBS	\$124.01	Load: N/A	N/A	Load: N/A	N/A
15x72	Load: 708 LBS	\$146.37	Load: N/A	N/A	Load: N/A	N/A
11x36	Load: 1,778 LBS	\$68.60	Load: N/A	N/A	Load: N/A	N/A
11x48	Load: 1,426 LBS	\$88.21	Load: N/A	N/A	Load: N/A	N/A
11x60	Load: 1,074 LBS	\$107.80	Load: N/A	N/A	Load: N/A	N/A
11x72	Load: 723 LBS	\$127.39	Load: N/A	N/A	Load: N/A	N/A

Economy Series – Aluminum Plank – Pallet

23-INCH WIDE ALUMINUM ECONOMY									
W	L	PALLET QTY	TOTAL PRICE DELIVERED	ADJUSTED COST PER PART DELIVERED	W	L	PALLET QTY	TOTAL PRICE DELIVERED	ADJUSTED COST PER PART DELIVERED
23	30	80	\$6,850.69	\$85.63	23	30	120	\$10,066.32	\$83.89
23	36	80	\$7,953.48	\$99.42	23	36	120	\$11,686.75	\$97.39
23	42	80	\$9,055.20	\$113.19	23	42	120	\$13,305.60	\$110.88
23	48	80	\$10,157.99	\$126.97	23	48	120	\$14,926.03	\$124.38
23	54	80	\$11,260.79	\$140.76	23	54	120	\$16,546.46	\$137.89
23	60	80	\$12,363.58	\$154.54	23	60	120	\$18,166.90	\$151.39
23	66	80	\$13,466.38	\$168.33	23	66	120	\$19,787.33	\$164.89
23	72	80	\$14,568.09	\$182.10	23	72	120	\$21,406.18	\$178.38
15-INCH WIDE ALUMINUM ECONOMY									
W	L	PALLET QTY	TOTAL PRICE DELIVERED	ADJUSTED COST PER PART DELIVERED	W	L	PALLET QTY	TOTAL PRICE DELIVERED	ADJUSTED COST PER PART DELIVERED
15	30	80	\$5,341.49	\$66.77	15	30	120	\$7,848.72	\$65.41
15	36	80	\$6,217.90	\$77.72	15	36	120	\$9,136.51	\$76.14
15	42	80	\$7,094.32	\$88.68	15	42	120	\$10,424.30	\$86.87
15	48	80	\$7,970.73	\$99.63	15	48	120	\$11,712.10	\$97.60
15	54	80	\$8,847.15	\$110.59	15	54	120	\$12,999.89	\$108.33
15	60	80	\$9,722.48	\$121.53	15	60	120	\$14,286.10	\$119.05
15	66	80	\$10,598.90	\$132.49	15	66	120	\$15,573.89	\$129.78
15	72	80	\$11,475.31	\$143.44	15	72	120	\$16,861.68	\$140.51
11-INCH WIDE ALUMINUM ECONOMY									
W	L	PALLET QTY	TOTAL PRICE DELIVERED	ADJUSTED COST PER PART DELIVERED	W	L	PALLET QTY	TOTAL PRICE DELIVERED	ADJUSTED COST PER PART DELIVERED
11	30	80	\$4,610.61	\$57.63	11	30	120	\$6,774.77	\$56.46
11	36	80	\$5,378.14	\$67.23	11	36	120	\$7,902.58	\$65.85
11	42	80	\$6,146.76	\$76.83	11	42	120	\$9,031.97	\$75.27
11	48	80	\$6,915.37	\$86.44	11	48	120	\$10,161.36	\$84.68
11	54	80	\$7,682.91	\$96.04	11	54	120	\$11,289.17	\$94.08
11	60	80	\$8,451.52	\$105.64	11	60	120	\$12,418.56	\$103.49
11	66	80	\$9,219.06	\$115.24	11	66	120	\$13,546.37	\$112.89
11	72	80	\$9,987.67	\$124.85	11	72	120	\$14,675.76	\$122.30

Economy Series – Aluminum Plank Heavy-Duty – Pallet

23-INCH WIDE ALUMINUM PLANKS – ECONOMY HEAVY-DUTY

W	L	PALLET QTY	TOTAL PRICE DELIVERED	ADJUSTED COST PER PART DELIVERED	W	L	PALLET QTY	TOTAL PRICE DELIVERED	ADJUSTED COST PER PART DELIVERED
23	30	80	\$8,234.35	\$102.93	23	30	120	\$12,099.46	\$100.83
23	36	80	\$9,598.51	\$119.98	23	36	120	\$14,103.94	\$117.53
23	42	80	\$10,962.67	\$137.03	23	42	120	\$16,108.42	\$134.24
23	48	80	\$12,326.83	\$154.09	23	48	120	\$18,112.90	\$150.94
23	54	80	\$13,690.99	\$171.14	23	54	120	\$20,117.38	\$167.64
23	60	80	\$15,055.15	\$188.19	23	60	120	\$22,121.86	\$184.35
23	66	80	\$16,419.31	\$205.24	23	66	120	\$24,126.34	\$201.05
23	72	80	\$17,783.47	\$222.29	23	72	120	\$26,130.82	\$217.76

H-BEAM INSERTS

SIZE	30 (25.5")	36 (31.5")	42 (37.5")	48 (43.5)	54 (49.5")	60 (55.5")	66 (61.5")	72 (67.5")
PRICE (Per Rail)	\$4.48	\$5.38	\$6.28	\$7.17	\$8.07	\$8.97	\$9.86	\$10.76


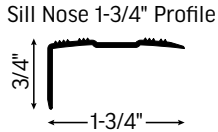

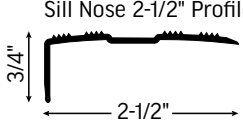

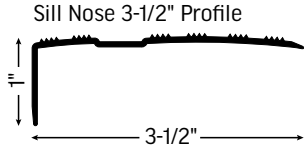


H-BEAM INSERT



Sill Nose Pricing

RAMP PRICING – Fasteners not included

SILL NOSE 1-3/4-INCH PROFILE	DIMENSIONS	WIDTH	PRICE	PKG. QTY.
	 <p>Sill Nose 1-3/4" Profile</p>	36"	\$4.34	60
		48"	\$5.74	60
		54"	\$6.45	60
		60"	\$7.15	60
		66"	\$7.85	60
		72"	\$8.56	60
		84"	\$9.95	60
		96"	\$11.37	30
SILL NOSE 2-1/2-INCH PROFILE	DIMENSIONS	WIDTH	PRICE	PKG. QTY.
	 <p>Sill Nose 2-1/2" Profile</p>	36"	\$6.52	60
		48"	\$8.63	60
		54"	\$9.69	60
		60"	\$10.75	60
		66"	\$11.80	60
		72"	\$12.86	60
		84"	\$14.95	60
		96"	\$17.09	30
		107"	\$19.05	30
SILL NOSE 3-1/2-INCH PROFILE	DIMENSIONS	WIDTH	PRICE	PKG. QTY.
	 <p>Sill Nose 3-1/2" Profile</p>	36"	\$9.23	60
		48"	\$12.23	60
		54"	\$13.72	60
		60"	\$15.22	60
		66"	\$16.72	60
		72"	\$18.21	60
		84"	\$21.17	60
		96"	\$24.20	30

Custom Sell Sheets

Purchase from us, and we will provide sell sheets to you free of charge!

We will even use your photos if you provide them to us.

(High-res, 300 ppi images are suggested to yield the best printing results.)

The Ramp That Belongs On Every Shed.

This Innovative Patent-Pending Ramp System allows planks to be adjusted, removed or left in place.

ALUMINUM RAMP SYSTEM PACKAGE PRICING

SIZE	THRESHOLD	CAPACITY	QTY	PRICE
Standard-Duty 23" x 42"	72-inch	1,226 lbs. per Ramp	2 Ramps	
Heavy-Duty 23" x 42"	72-inch	1,507 lbs. per Ramp	2 Ramps	
Extra Heavy-Duty 23" x 42"	72-inch	1,625 lbs. per Ramp	2 Ramps	
Standard-Duty 72" x 42"	72-inch	Undetermined	1 Ramps	




MADE IN THE USA



DEALER/RESELLER
INFORMATION HERE

Proud Supplier of the



IM Ramp System

IM Ramp System

The ramp that belongs on every shed.

Innovative Patent-Pending Ramp System allows planks to be adjusted, removed or left in place.



**CUSTOM SHED RAMPS BY INNOVATIONS MANUFACTURING.
A GREAT WAY TO SATISFY CUSTOMER NEEDS.**

